CE Schmidt, Ph.D.
Environmental Consultant

ATTACHMENT A

EMISSION MEASUREMENT DATA SHEETS

Phase I- Downhole Flux Testing

Phase II- Bucket Auguring/Control Agent Testing

Phase IV- Lagoon Testing/Control Agent Testing

Phase VIII- Pit F Downhole Flux Testing/Control Agent Testing

19200 Live Oak Road Red Bluff, CA 96080 (530) 529-4256 Fax- 4878

CE Schmidt, Ph.D.
Environmental Consultant

ATTACHMENT A

EMISSION MEASUREMENT DATA SHEETS

Phase I- Downhole Flux Testing

19200 Live Oak Road Red Bluff, CA 96080 (530) 529-4256 Fax- 4878

DATE 03-15-04 SAMPLERS CES / HWR

LOCATION ASCON BOR. NL PNL-2

SURFACE DESCRIPTION DRY OPEN SOIL & WEEDS

CURRENT ACTIVITY FORMER LAND FILL

INSTRUMENT TYPE FOXBORO 120 FID ID NO. A22194 TYPE 14 PID ID NO. 58204-66287-552

AMBIENT FID = 3.0 ppm PID = Ø

2.5 ppm. 0.3 TOO.5

9 FEET BELOW SURFACE

9' 15' 21'

Time	Sweep Air (L/min)	Residence Number	Air Temp (C°) Chamber	Air Temp (C°) Ambient	Real-Time (ppm) FID	Real-Time (ppm) PID	Sample Number	Comments
8:50 0	1.0	0			3,000	4.2		20 sec
0.64		1			2800	1.4		
1.3		2						
1.9		3			600	0.3		
2.6		4						
3.2		5			150	0.0		
3.8		6			80	0.0		
4.5		7			45	0.0		
5.1		8			26	0.0		
5.8		9			22	0.0		
6.4		10			23	0.0		
7.0		11			19	0.0		
7.7		12			22	0.0		
8.3		13			17	0.0		
9.0		14						
9.6		15						
10		16			10	0.0		
11		17			12	0.0		
11.5		18			9	0.0		
12		19			10	0.0		
13		20			8.5	0.0		

TEST COMMENTS

SUMMARY: PEAK EMISSIONS TIME TAU

STEADY STATE EMISSIONS TIME TAU

DATE 03-15-04 SAMPLERS CES/HWR

LOCATION ASCON BORING PNL-2

SURFACE DESCRIPTION DRY OPEN SOIL & WEEDS

CURRENT ACTIVITY FORMER LANDFILL

INSTRUMENT TYPE FOXB. FID OVA 108 ID NO. _____ TYPE TE PID ID NO. _____

AMBIENT FID = 3.5 PID = 1.2
= 2.5

15 FEET BELOW GROUNDSURFACE

PNL-2-15DHF
CAN 06758

	Time	Sweep Air (L/min)	Residence Number	Air Temp (C°) Chamber	Air Temp (C°) Ambient	Real-Time (ppmv) FID	Real-Time (ppmv) PID	Sampler Number	Comments
9:17	0	1.0	0						
	0.64		1			>10,000	5.3		
	1.3		2			9,000	3.2		
	1.9		3			3,000	1.4		
2:18	2.6		4			1,200			CANISTER PNL-2-15DHF
	3.2		5						ODOR BAG. CAN # 06758
	3.8		6						
	4.5		7						3:20 TO 10:26
	5.1		8						
	5.8		9						
	6.4		10						
	7.0		11						
	7.7		12						
	8.3		13						
	9.0		14						
	9.6		15						
10:30	10		16			1,200	1.9		
	11		17						
	11.5		18			1,500	0.7		
	12		19			500	0.1		
	13		20			200	0.1		
13:30						100	0.0		
						33	0.0		
14:30						10	0.0		
15:00						8.5	0.0		

TEST COMMENTS _____

SUMMARY: PEAK EMISSIONS _____ TIME _____ TAU _____

STEADY STATE EMISSIONS _____ TIME _____ TAU _____

DATE 03-15-04 SAMPLERS CRS/HWR

LOCATION ASCON BORING PNL-2

SURFACE DESCRIPTION DRY OPEN SOIL & WEEDS

CURRENT ACTIVITY FORMER LANDFILL

INSTRUMENT TYPE, FOX FID OVA ID NO. _____ TYPE TR PID ID NO. _____

AMBIENT FID FLOW RATE 0.76 L/min PID = 0.63 L/min
(TVA FLOW RATE ~0.96 L/min)
→ 2.5

BACKGROUND 0.7 TO 0.5

21 FEET BELOW SURFACE

	Time	Sweep Air (L/min)	Residence Number	Air Temp (C°) Chamber	Air Temp (C°) Ambient	Real-Time (ppmv) FID	Real-Time (ppmv) PID	Sample Number	Comments
9:45	0	1.0				>10000	4.8		
1:12						9000	4.8		
1:30	1.5					5000	4.2		
2:00	2					3000	3.0		
2:30	2.5					1400	1.2		
3:00	3					350	0.7		
3:30	3.5					250	0.5		
4:00	4.0					140	0.1		
4:30	4.5					60	0.0		
	5.0					40	0.0		
	6.0					28	0.0		
	6.5					24	0.0		
	7.0					30	0.0		
	7.5					19	0.0		
	8.5					20	0.0		
	9.0					20	0.0		
	9.5					20	0.0		
	10.0					20	0.0		
	10.5					16	0.0		
	11.0					16	0.0		
	11.5					14	0.0		
	12.0					16	0.0		
	12.5					16	0.0		
	13.0					13	0.0		

TEST COMMENTS _____

SUMMARY: PEAK EMISSIONS _____ TIME _____ TAU _____

STEADY STATE EMISSIONS _____ TIME _____ TAU _____

DATE 03-15-04 SAMPLERS CRS / LWR

LOCATION 1 SCON BORING PWL-[redacted]13

SURFACE DESCRIPTION DRY OPEN SOIL & WEEDS

CURRENT ACTIVITY FORMER LANDFILL

INSTRUMENT TYPE, FOX E.O OVA ID NO. _____ TYPE TK PID ID NO. _____

AMBIENT BACKGROUND ↑ 3 ppm ↑ 0.0

6 FEET BELOW SURFACE

11:25

Time	Sweep Air (L/min)	Residence Number	Air Temp (C°) Chamber	Air Temp (C°) Ambient	Real-Time (ppmv) FID	Real-Time (ppmv) PID	Sample Number	Comments
0				>	1%	38		30 SECONDS
1					10%	36		CHANGED INSTRUMENTS
1.5					5%	42		TO TVA
1.6					8000	39		
2.0					3100	31		
2.5					1600	25		
3.0					1100	21		
3.25					880	18		
3.5					800	18		
3.75					720	16		
4.0					670	16		
4.25					620	15		
4.50					600	14		
4.75					580	14		
5.0					570	14		
5.25					560	13		
5.5					550	13		
5.75					550	13		
6.00					540	12		
6.25					540	12		
6.5					540	12		
6.75					540	12		
7.0					540	12		
7.25					540	11		
7.5					540	11		
7.75					540	11		
8.0					540	11		
8.5					540	11		SWITCHED INSTRUMENTS
								TO OVA & PID

TEST COMMENTS _____

SUMMARY: PEAK EMISSIONS _____ TIME _____ TAU _____

STEADY STATE EMISSIONS _____ TIME _____ TAU _____

DATE 03-15-04 SAMPLERS CES / AWR

LOCATION ASCON BORING PNL-13

SURFACE DESCRIPTION DRY OPEN SOIL & WEEDS

CURRENT ACTIVITY FORMER LANDFILL

INSTRUMENT TYPE FOX TVA ID NO. _____ TYPE _____ ID NO. _____

AMBIENT (OR FOX OVA-8 & TE PID)

AMBIENT 2.2 0.0

12' BELOW SURFACE

1144

Time	Sweep Air (L/min)	Residence Number	Air Temp (C°) Chamber	Air Temp (C°) Ambient	Real-Time (ppmv) FID	Real-Time (ppmv) PID	Sample Number	Comments
0.25	1.0				4600	58		FOX TVA
0.5					4800	65		
0.75					3000	67		
1.0					2200	64		
1.25					1500	59		
1.5					1400	56		CANISTER PNL-13-12DHF CAN # 6760
3.5					31[illegible]	48		START ODOR BAG
7.0					2600	81		
8.0					1000	56		
8.5					600	45		
8.75					430	43		
9.0					380	38		
9.25					390	37		
9.5					350	35		
9.75					300	34		
10					240	33		
10.25					190	32		
10.5					170	32		
10.75					160	32		
11.0					140	31		
12.0					75	25		SWITCHED INSTS TO FID & PID
12:03	CALIBRATED FID WITH INSTALLED DILUTER WITH 1% METHANE TO READ 1000 ppm							

TEST COMMENTS _____

SUMMARY: PEAK EMISSIONS _____ TIME _____ TAU _____

STEADY STATE EMISSIONS _____ TIME _____ TAU _____

DATE 03-15-04 SAMPLERS CES / HWR

LOCATION ASCON, BORING PNL-13

SURFACE DESCRIPTION DRY OPEN SOIL & WEEDS

CURRENT ACTIVITY FORMER LANDFILL

INSTRUMENT TYPE FOX TVA ID NO. _____ TYPE _____ ID NO. _____

AMBIENT → FID = 2.6 PID: 22

18' BELOW SURFACE

Time	Sweep Air (L/min)	Residence Number	Air Temp (C°) Chamber	Air Temp (C°) Ambient	Real-Time (ppmv) FID	Real-Time (ppmv) PID	Sample Number	Comments
.5					70000	236		
					6200			
2.0					3200	256		
2.25					2247	233		
3.0					2154	230		
3.25					2064	227		
3.5					2000	224		
3.75					1934	220		
4.00					1872	216		
4.25					1798	210		
4.5					1781	208		
4.75					1748	205		
5.0					1713	203		
5.25					1692	200		
5.5					1673	198		
5.75					1642	196		
6.00					1641	195		
6.25					1624	193		
6.5					1612	191		
6.75					1584	188		
7.0					1592	187		
7.25					1581	185		
7.5					1577	184		
7.75					1565	183		
8.0					1567	182		
8.25					1554	181		
8.5					1560	180		
9.0					1556	178		
9.5					1559	176		
10.0					1573	175		
10.5					1595	174		
11.0					1588	171		
11.5					1577	169		
12.0					1563	168		

TEST COMMENTS _____

SUMMARY: PEAK EMISSIONS _____ TIME _____ TAU _____

STEADY STATE EMISSIONS _____ TIME _____ TAU _____

DATE 03-15-04 SAMPLERS CES / HWR

LOCATION ASCON BORING PNL-13

SURFACE DESCRIPTION DRY OPEN SOIL

CURRENT ACTIVITY FORMER LANDFILL

INSTRUMENT TYPE FOX TVA ID NO. _____ TYPE _____ ID NO. _____

AMBIENT FID = 1.8 ppm PID = 1.4 ppm

24' BELOW SURFACE LEVEL 12:45

Time	Sweep Air (L/min)	Residence Number	Air Temp (C°) Chamber	Air Temp (C°) Ambient	Real-Time (ppmv) FID	Real-Time (ppmv) PID	Sample Number	Comments
0.5	1.0							
1.5					25000	61		SWITCHED TO FOX OVA + THE PID
[redacted]								
3.0					22000	55		
3.5						41		
4.0					10200	21		
5.0					200	14		
5.5					80	14		
6.0					50	11		
6:25								
6.5					50	10		SWITCHED BACK TO TVA
7.25					48	10		
7.5					54	11		
7.75					56	11		
8.0					61	11		
8.5					74	11		
8.75					90	11		
9.0					97	11		
9.25					112	11		
9.5					120	11		
9.75					140	11		
10.0					150	11		
10.25					170	11		
10.5					200	11		
10.75					217	11		
11.0					240	11		
11.25					270	11		
11.5					300	11.2		
11.75					340	11.4		
12.0					360	12.0		
12.25					380	12.0		
12.5					430	12.0		
12.75					460	12.0		
13.0					480	12.0		

TEST COMMENTS _____

SUMMARY: PEAK EMISSIONS _____ TIME _____ TAU _____

STEADY STATE EMISSIONS _____ TIME _____ TAU _____

DATE 03-15-04 SAMPLERS CES / HWR

LOCATION ASCON BORING # PNL 15

SURFACE DESCRIPTION DIRT, OPEN SOIL, ICEPLANT, WEEDS

CURRENT ACTIVITY FORMER LANDFILL

INSTRUMENT TYPE FOX. TVA ID NO. _____ TYPE _____ ID NO. _____

AMBIENT (FOX. OVAF.D & T.E. PID ALSO)

FID = 0.6 PID = 1.3

6' BELOW SURFACE

14:47

Time	Sweep Air (L/min)	Residence Number	Air Temp (C°) Chamber	Air Temp (C°) Ambient	Real-Time (ppmv) FID	Real-Time (ppmv) PID	Sample Number	Comments
0.5					1400	13.39		
0.75					657	11.8		
1.00					540	10.6		
1.25					420	9.6		
1.5					350	8.9		
1.75					276	8.13		
2.00					221	7.24		
2.25					187	6.65		
2.5					153	6.24		
2.75					119	5.56		
3.00					109	5.54		
3.25					101	5.16		
3.5					92	4.9		
3.75					87.5	4.7		
4.0					79.8	4.5		
4.25					77.5	4.4		
4.5					75.0	4.3		
4.75					73.6	4.22		
5.0					70.7	4.12		
5.25					70.5	4.05		
5.5					69.7	3.94		
6.0					68.6	3.83		
6.5					66.4	3.76		
7.0					65	3.66		
7.5					65	3.5		
8.0					64	3.5		
8.5					63.7	3.5		
9.0					63.4	3.4		
9.5					65.6	3.4		
10.0					67.4	3.4		
10.5					69.0	3.3		
11.0					66.1	3.3		
11.5					64.3	3.2		
12					62.6	3.2		

TEST COMMENTS _____

SUMMARY: PEAK EMISSIONS _____ TIME _____ TAU _____

STEADY STATE EMISSIONS _____ TIME _____ TAU _____

DATE 03-15-04 SAMPLERS CES / HWR — VOLL — OK CES

LOCATION ASCON BORING PNL-15

SURFACE DESCRIPTION DRY OPEN SOIL, ICE PLANT, WEEDS

CURRENT ACTIVITY FORMER LANDFILL

INSTRUMENT TYPE FOX. TVA ID NO. _____ TYPE _____ ID NO. _____

AMBIENT FID = 0 P.D 1.1

12' BSL

* NO AIR LINE OK

Time	Sweep Air (L/min)	Residence Number	Air Temp (C°) Chamber	Air Temp (C°) Ambient	Real-Time (ppmv) FID	Real-Time (ppmv) PID	Sample Number	Comments
START 15:16								
0.5	1.0				2%	12		
1.0					1.5%	13		
1.25					7,000	12		
1.5					5,000	11		
2.00					3,000	9		PNL-15-12DHF
								CAN, STER 06757
3.5					1200	4.7		
								ODOR BAG
								PNL-15-12DHF
6.5					1%	15		
7.0					5,000	12		
7.25					2,200	10		
7.5					1,200	8.2		
8.0					780	7.1		
8.25					660	6.7		
8.5					590	6.4		
8.75					520	6.1		
9.0					490	5.8		
9.25					460	5.5		
9.75					430	5.2		
10.0					420	5.2		
10.25					407	5.0		
10.5					400	5.0		
10.75					390	5.0		
11.0					380	4.9		
1534			CANISTER		BLANK SAMPLE			PNL-15-100DHF
15:36			ODOR BAG BLANK					CANISTER # 06759

TEST COMMENTS _____

SUMMARY: PEAK EMISSIONS _____ TIME _____ TAU _____

STEADY STATE EMISSIONS _____ TIME _____ TAU _____

DATE 03-15-04 SAMPLERS CES / HMR — VOID —

LOCATION ASCOM BORING # PAL-15

SURFACE DESCRIPTION DRY OPEN SOIL, ICE PLANT

CURRENT ACTIVITY FORMER LANDFILL

INSTRUMENT TYPE FOX. TVA ID NO. _____ TYPE _____ ID NO. _____

AMBIENT _____

16' BSL

15:37

* NO SWEEP AIR

Time	Sweep Air (L/min)	Residence Number	Air Temp (C°) Chamber	Air Temp (C°) Ambient	Real-Time (ppmv) FID	Real-Time (ppmv) PID	Sample Number	Comments
0.25	1.0				9000	6.3		
0.5					24%	6.8		INSTRUMENTS PULLING RAINS WATER
0.75					24%	6.5		
1.00					24%	6.4		
1.25					24%	6.3		
1.5					24%	6.4		
					> 10%			(CHECKED W/ OVA)
2.0				OFF SCALE	24%	8.3		
2.25					24%	6.7		
2.50					24%	6.9		
2.75					24%	7.8		
3.25					24%	7.0		
3.75					24%	7.0		
4.0					24%	7.2		
4.25					300	6.0		
4.5					68	4.5		
4.75					95	4.0		
5.0					70	3.4		
5.25					220	3.0		
5.5					270	2.7		
5.75					140	2.4		
6.0					160	2.3		
6.25					140	2.2		
6.75					70	3.3		(CHECKED W/ OVA)
7.0					120	2.8		
7.25					500	2.3		
7.5					300	2.0		
7.75					400	1.7		
8.0					270	1.6		
8.25					120	1.5		
8.5					180	1.4		
8.75					500	1.4		
9.0					90	1.2		
9.25					120	1.2		
9.5					150	1.1		
9.75					90	1.1		
10.0					72	1.1		
10.25					25	1.0		
10.5					43	1.0		
10.75					27	0.95		
11.0					35	0.93		

TEST COMMENTS _____

FOUND CHAMBER HAD BEEN SITTING IN ABOUT 4" OF WATER.

SUMMARY: PEAK EMISSIONS _____ TIME _____ TAU _____

STEADY STATE EMISSIONS _____ TIME _____ TAU _____

DISCOVERED LINE OFF - (@ END)

CHAMBER MEASUREMENT DATA FORM

DATE 03-16-04 SAMPLERS CRS / HWR

LOCATION ASCON BORING PNL-5

SURFACE DESCRIPTION DRY OPEN SOIL, ICE PLANT, WEEDS

CURRENT ACTIVITY FORMER LANDFILL

INSTRUMENT TYPE Fox TVA ID NO. _____ TYPE _____ ID NO. _____

AMBIENT F.D = 1.37 P.D = 4.10

9' BSL

START TIME 8:15

Time	Sweep Air (L/min)	Residence Number	Air Temp (C°) Chamber	Air Temp (C°) Ambient	Real-Time (ppmv) FID	Real-Time (ppmv) PID	Sample Number	Comments
.50	1.0				1.1%	3.09		
.75					7200	3.8		
1.0					4966	3.4		
1.25					3209	2.9		
1.5					2430	2.7		
1.75					1810	2.4		
2.0					1312	2.15		
2.25					971	1.93		
2.5					792	1.8		
2.75					657	1.7		
3.0					562	1.6		
3.25					499	1.5		
3.5					471	1.4		
3.75					441	1.4		
4.0					423	1.3		
4.25					408	1.3		
4.5					400	1.3		
4.75					396	1.3		
5.0					390	1.3		
5.25					390	1.3		
5.5					384	1.2		
5.75					380	1.2		
6.0					388	1.2		
6.25					390	1.2		
6.5					388	1.2		
6.75					384	1.2		
7.0					372	1.2		
7.25					367	1.2		
7.5					349	1.2		
8.0					334	1.1		
8.25					325	1.1		
8.5					321	1.1		
8.75					312	1.1		
9.0					312	1.1		
9.25					284	1.0		
9.5					277	1.1		
9.75					272	1.1		
10.0					267	1.1		
10.5					258	1.1		
11.0					252	1.1		

TEST COMMENTS _____

SUMMARY: PEAK EMISSIONS _____ TIME _____ TAU _____

STEADY STATE EMISSIONS _____ TIME _____ TAU _____

FIELD MEASUREMENT DATA FORM

DATE 03-16-04 SAMPLERS CES / HWR

LOCATION ASCON BORING PNL-5a*

SURFACE DESCRIPTION DRY OPEN SOIL, ICE PLANT, WEEDS

CURRENT ACTIVITY FORMER LANDFILL

INSTRUMENT TYPE FOX TVA 1000 ID NO. _____ TYPE _____ ID NO. _____

AMBIENT FID = 0.5 -0.1 PID = 2.1 1.1

11' BELOW SURFACE

START TIME 9:48

Time	Sweep Air (L/min)	Residence Number	Air Temp (C°) Chamber	Air Temp (C°) Ambient	Real-Time (ppmv) FID	Real-Time (ppmv) PID	Sample Number	Comments
0.5	1.0				5100	3.6		
0.75					3683	3.5		
1.00					2801	3.4		
1.50					1350	2.8		
1.75					1044	2.79		PNL-5a-11DHF
								CAN # 06777
4.50					139	1.20		
5.00					72	1.5		
								ODOR BAG
9.5					650	1.5		PNL-5a-11DGF
10.0					370	2.0		
10.25					260	1.9		
10.5					151	1.8		
10.75					114	1.8		THIS LOCATION
11.00					101	1.8		(DEPTH) DEFINITELY
11.25					99	1.8		WITHIN THE WASTE
11.5					102	1.8		ZONE. THIS
11.75					105	1.8		AREA SHOWS A
12.0					107	1.8		GREAT DEAL OF RUBBLE -
12.25					108	1.8		CONCRETE, BRICK,
12.5					108	1.8		WOOD, METAL, ETC.
12.75					106	1.8		
13.0					102	1.8		
13.25					100	1.8		
13.5					98	1.8		
13.75					95	1.8		
14.0					92	1.8		

TEST COMMENTS * ENCOUNTERED WATER AT APPROX. 12' IN BORING PNL-5. DRILLER ATTEMPTED TO DRILL THROUGH & SEAL, BUT WAS UNSUCCESSFUL TO ABOUT 17'. MOVED AHEAD (EAST) ABOUT 6' & REDRILLED TO 11'. SUBSEQUENT ATTEMPT TO DRILL TO 18' FOR ANOTHER SAMPLE AGAIN ENCOUNTERED EXCESSIVE WATER.

SUMMARY: PEAK EMISSIONS _____ TIME _____ TAU _____

STEADY STATE EMISSIONS _____ TIME _____ TAU _____

[illegible] MEASUREMENT DATA FORM

DATE 03-16-04 SAMPLERS CFS / HWR

LOCATION ASCON BORING PNL-12

SURFACE DESCRIPTION DRY OPEN SOIL, WEEDS

CURRENT ACTIVITY FORMER LANDFILL

INSTRUMENT TYPE FOX TVA 1000 ID NO. 3343680 TYPE _____ ID NO. _____

AMBIENT FID = 2.3 PID = 1.2

3'

START 11:40

Time	Sweep Air (L/min)	Residence Number	Air Temp (C°) Chamber	Air Temp (C°) Ambient	Real-Time (ppmv) FID	Real-Time (ppmv) PID	Sample Number	Comments
0.5					6200	11.7		PNL-12-100DHF ← UHP CDOR BAG BLANK
0.75					4700	10.5		(TAKEN THROUGH
1.00					4620	10.7		TAP SAMPLE LINE)
1.25					4240	10.3		
1.5					4013	10.2		PNL-12-100DHF
1.75					3550	9.5		CAN # 06775
2.0					3002	8.9		UHP AIR CAN BLANK
2.25					2443	8.3		(TAKEN THROUGH
2.5					2154	7.7		SAMPLE LINE)
2.75					1994	7.3		
3.0					1823	7.2		
3.25					1760	7.1		
3.5					1671	6.9		
3.75					1530	6.8		
4.0					1403	6.7		
4.25					1379	6.7		
4.5					1461	6.7		
4.75					1434	6.5		
5.0					1500	6.4		
5.25					1528	6.4		
5.5					1580	6.4		
5.75					1620	6.5		
6.0					1625	6.5		
6.25					1780	6.9		
6.5					2018	7.7		
6.75					2273	8.7		
7.0					2082	8.5		
7.25					2012	8.6		
7.5					2003	8.9		
7.75					1892	8.7		
8.0					1778	8.8		
8.25					1849	9.6		
8.5					1790	9.5		
8.75					1714	9.4		
9.0					1640	9.5		
9.25					1617	10.0		
9.5					1540	10.0		
9.75					1490	10.2		
10.00					1474	10.6		
~~10.25~~					~~1485~~	~~11.0~~		
10.5					1483	11.5		
10.75								
11.00								

TEST COMMENTS _____

SUMMARY: PEAK EMISSIONS _____ TIME 1427 11.5 TAU _____

STEADY STATE EMISSIONS _____ TIME 1409 11.5 TAU _____

EMISSIONS MEASUREMENT DATA FORM

DATE 03-16-04 SAMPLERS CES / HWR

LOCATION ASCON BORING PNL-12

SURFACE DESCRIPTION DRY OPEN SOIL, ICE PLANT, WEEDS

CURRENT ACTIVITY FORMER LANDFILL

INSTRUMENT TYPE FOX TVA 1000 ID NO. _____ TYPE _____ ID NO. _____

AMBIENT FID = 1.27 PID = 0.95

9'

START TIME 12:00

Time	Sweep Air (L/min)	Residence Number	Air Temp (C°) Chamber	Air Temp (C°) Ambient	Real-Time (ppmv) FID	Real-Time (ppmv) PID	Sample Number	Comments
0.5					0.952	5.9		
1.0					4890	5.3		
1.25					3217	4.8		
1.5					2280	4.2		
1.75					1000	3.3		
2.0					600	2.9		
2.25					400	2.6		
2.5					300	2.4		
2.75					230	2.2		
3.0					170	2.1		
3.25					140	2.0		
3.5					115	1.9		
4.0					90	1.8		
4.5					77	1.7		
5.0					71	1.7		
5.5					65	1.6		
6.0					63	1.6		
6.5					59	1.5		
7.0					55	1.4		
7.5					51	1.4		
8.0					47	1.4		
8.5					45	1.3		
9.0					42	1.3		
9.5					39	1.3		
10.0					38	1.3		

TEST COMMENTS _____

SUMMARY: PEAK EMISSIONS _____ TIME _____ TAU _____

STEADY STATE EMISSIONS _____ TIME _____ TAU _____

EMISSIONS MEASUREMENT DATA FORM

DATE 03-16-04 SAMPLERS CRS / HWR

LOCATION ASCON BORING PNL-12

SURFACE DESCRIPTION DRY OPEN SOIL, WEEDS, WOOD CHIPS

CURRENT ACTIVITY FORMER LANDFILL

INSTRUMENT TYPE FOX TVA ID NO. _____ TYPE _____ ID NO. _____

AMBIENT FID: -0.58 PID: 0.51

15' BELOW SURFACE

START TIME 12:21

Time	Sweep Air (L/min)	Residence Number	Air Temp (C°) Chamber	Air Temp (C°) Ambient	Real-Time (ppmv) FID	Real-Time (ppmv) PID	Sample Number	Comments
0.5	1.0				14.65%	11.8		
0.75					13.5%	9.3		
1.0					5.4%	17.45		
1.25					1.24%	19.8		
1.5					5310	19.3		
1.75					3100	17.6		
2.0					1977	15.4		
2.25					1630	14.3		
2.5					1348	14.0		PNL-12-15DHF
								CANISTER 06774
4.5					224	4.5		
								PNL-12-15RDHF
								CANISTER 06773
6.5					137	11.0		
7.0					203	12.0		
7.5					181	10.7		NO ODOR BAG
8.0					153	8.6		DUE TO LOW
8.5					138	6.9		TVA READINGS.
9.0					134	6.4		
9.5					134	6.4		
10.0					133	6.3		
10.5					130	6.2		
11.0					129	6.2		
11.5					125	6.1		
12.0					121	5.9		
12.5					118	6.0		
13.0					115	5.9		

TEST COMMENTS _____

SUMMARY: PEAK EMISSIONS _____ TIME _____ TAU _____

STEADY STATE EMISSIONS _____ TIME _____ TAU _____

DATE 03-16-04 SAMPLERS CEJ / HWR

LOCATION ASCON BORING PNL-12

SURFACE DESCRIPTION DRY OPEN SOIL, WEEDS, WOOD CHIPS

CURRENT ACTIVITY FORMER LANDFILL

INSTRUMENT TYPE FOX TVA-1000 ID NO. _____ TYPE _____ ID NO. _____

AMBIENT FID = 1.6 PID = 0.86

21' BELOW SURFACE

12:46

Time	Sweep Air (L/min)	Residence Number	Air Temp (C°) Chamber	Air Temp (C°) Ambient	Real-Time (ppmv) FID	Real-Time (ppmv) PID	Sample Number	Comments
0.5				>	24%	7.7		
0.75				>	24%	9.3		
1.0					2.0%	13.92		
1.25					6900	13.36		
1.5					5302	11.9		
1.75					2056	10.9		
2.0					1438	10.1		
2.25					1023	9.3		
2.5					883	8.7		
2.75					700	7.9		
3.0					601	7.3		
3.25					553	6.9		
3.5					510	6.5		
3.75					480	6.2		
								PNL-12-21DHF
								ODOR BAG.
6.5				>	24%	12.1		
7.0					17%	12.0		
7.25					4.7%	16.5		
7.5					872	15.9		
7.75					2940	12.4		
8.0					1430	11.1		
8.25					872	9.9		
8.5					609	9.1		
8.75					452	8.5		
9.0					314	7.9		
9.5					172	7.2		
10.0					93	6.3		
10.5					59.8	5.6		
11.0					49.7	4.9		
11.5					38.6	4.5		
12.0					34.5	4.2		
12.5					26.1	3.9		
13.0					21.3	3.6		

TEST COMMENTS CHAMBER HAD BEEN SITTING IN APPROX 3/4" OF WATER IN THE BOTTOM OF TEST BORING.

SUMMARY: PEAK EMISSIONS _____ TIME _____ TAU _____

STEADY STATE EMISSIONS _____ TIME _____ TAU _____

DATE 03-16-04 SAMPLERS CES / HWR

LOCATION ASCON BORING # PNL-3

SURFACE DESCRIPTION DRY, OPEN, GRAVELLY SOIL, WEEDS

CURRENT ACTIVITY FORMER LANDFILL

INSTRUMENT TYPE FOX. TVA 1000 ID NO. _____ TYPE _____ ID NO. _____

AMBIENT FID = -0.50 PID = 0.30

15'

15 21' 27' 29

START 14:36

Time	Sweep Air (L/min)	Residence Number	Air Temp (C°) Chamber	Air Temp (C°) Ambient	Real-Time (ppmv) FID	Real-Time (ppmv) PID	Sample Number	Comments
0.5	1.0				24%	3.13		
0.75					24%	3.65		
1.0					24%	3.95		
1.25					24%	4.26		
1.5					24%	4.48		
1.75					24%	4.74		
2.0					22.8%	4.93		
2.25					19.0%	5.00		
2.5					15.7%	5.13		
2.75					13.6%	5.22		
3.0					11.2%	5.32		
3.25					10.37%	5.42		
3.5					9.44%	5.43		
3.75					8.65%	5.46		
4.0					7.9%	5.51		
4.25					7.1%	5.55		
4.5					6.7%	5.58		
4.75					6.5%	5.6		
5.0					6.24%	5.6		
5.25					5.9%	5.7		
5.5					5.8%	5.7		
5.75					5.6%	5.7		
6.00					5.4%	5.7		
6.25					5.3%	5.7		
6.5					5.0%	5.7		
6.75					4.9%	5.7		
7.0					6.4%	5.6		
7.25					11.9%	5.1		
7.5					13.7%	4.9		
7.75					14.2%	4.9		
8.0					14.3%	4.9		
8.25					13.3%	5.0		
8.5					12.9%	5.0		
9.0					11.5%	4.8		
9.5					11.1%	4.9		
10.0					10.5%	4.9		
10.5					9.5%	5.0		
11.0					7.9%	5.2		
11.5					7.0%	5.3		
12.0					6.8%	5.3		
12.5					6.9%	5.3		
13.0					7.8%	5.2		
13.5					8.1%	5.1		

TEST COMMENTS _____

SUMMARY: PEAK EMISSIONS _____ TIME _____ TAU _____

STEADY STATE EMISSIONS _____ TIME _____ TAU _____

@ 14.5 w/ CHARCOAL FILTER = 6.0% 0.54 } ~2% TNMHC ~0% TNMHC w/ 6% METHANE

DATE 03-16-04 SAMPLERS CES / HWR

LOCATION ASCON BORING # PNL-3

SURFACE DESCRIPTION DRY, OPEN, GRAVELLY SOIL, WEEDS

CURRENT ACTIVITY FORMER LANDFILL

INSTRUMENT TYPE FOX TVA 1000 ID NO. _____ TYPE _____ ID NO. _____

AMBIENT FID = 1.1 PID = 0.23

21'

START TIME

Time	Sweep Air (L/min)	Residence Number	Air Temp (C°) Chamber	Air Temp (C°) Ambient	Real-Time (ppmv) FID	Real-Time (ppmv) PID	Sample Number	Comments
0.5			OFFSCALE		w/ FILTER			INST FLAMEOUT
↓			AND		w/o FILTER			CAN NOT SUSTAIN
						<1ppm		
2.5								
3.0								PNL-3-21DHE
								CAN # 06776
4.5			OFFSCALE		w/ &	w/o	FILTER	
5.75								PNL-3-21DHE
								ODOR BAG
					↓	↓	READING w/ 10:1 DILUTER	
10.75				>	24%	4.1		IN SAMPLE TRAIN
					60%	100%		
12.25					6.7%	10	(x 10	DILUTER)
13					6.1	10.3	(x 10)	
14				OFFSCALE		EVEN	WITH	DILUTER
15					1.7%	13.4	(x 10)	
15.5					1.5%	13.3	(x 10)	
16					1.4%	12.8	(x 10)	
17.25					8000	13.2	(x 10)	
18					6648	12.5	(x 10)	
18.5					5731	11.7	(x 10)	
19					5210	11.3	(x 10)	
19.5					3.2%	24.7	—	
20					17.5	13.5	—	
20.5				OFFSCALE				
21					6120	9.7	(x 10)	
21.5					6175	9.1	(x 10)	
22					6350	8.7	(x 10)	
22.5					6470	8.5	(x 10)	
23					6500	7.8	(x 10)	
23.25				>	24%	17.6	w/o	DILUTER
24				>	24%	13.0	w/o	DILUTER
24.25				>	24%	11.9	w/o	DILUTER

TEST COMMENTS _____

SUMMARY: PEAK EMISSIONS _____ TIME _____ TAU _____

STEADY STATE EMISSIONS _____ TIME _____ TAU _____

DATE 03-16-04 SAMPLERS CES / HWR

LOCATION ASCON BORING PNL-3

SURFACE DESCRIPTION DRY, OPEN, GRAVELLY SOIL

CURRENT ACTIVITY FORMER LANDFILL

INSTRUMENT TYPE FOX TVA 1000 ID NO. _____ TYPE _____ ID NO. _____

AMBIENT FID = PID =

27'

START

15:53

Time	Sweep Air (L/min)	Residence Number	Air Temp (C°) Chamber	Air Temp (C°) Ambient	Real-Time (ppmv) FID	Real-Time (ppmv) PID	Sample Number	Comments
0.25	1.0			OFFSCALE				
0.75					14.2%	12.5	(x10)	
1.5					13.0%	12.3	(x10)	
2.25					13.0%	12.3	(x10)	
3.0					13.2%	12.4	(x10)	
3.5					12.7%	12.5	(x10)	
4.0					8.6%	12.1	(x10)	(ATTEMPTED TO
								← INSERT CHARCOAL
5.75					7.2%	16.1	(x10)	FILTER IN-LINE TO
6.0					5.8%	16.7	(x10)	DETERMINE METHANE/
6.5					5.6%	16.7	(x10)	NON-METHANE C's -
7.0					5.21%	16.8	(x10)	BUT CAUSED FLAMEOUT
7.5								← W/O DILUTER)
8.5								
9.0					3.3%	15.8	(x10)	
9.5					1.3%	20.6	(x10)	
10.0					1.1%	21	(x10)	
10.5					4.0%	0.46	→	W/O DILUTER &
								W/ CHARCOAL FILTER
12					1.1%	74.0	W/O FILTER	
12.5					1.0%	3.5	W/ FILTER	
13.5					7600	68		

TEST COMMENTS _____

SUMMARY: PEAK EMISSIONS _____ TIME _____ TAU _____

STEADY STATE EMISSIONS _____ TIME _____ TAU _____

DATE 03-15-04 SAMPLERS CES / HWR

LOCATION ASCON BORING # PNL 15

SURFACE DESCRIPTION DIRT, OPEN SOIL, KCPLANT, WEEDS

CURRENT ACTIVITY FORMER LANDFILL

INSTRUMENT TYPE FOX. TVA ID NO. _____ TYPE _____ ID NO. _____

AMBIENT (FOX. OVAF.D + T.E. PID ALSO)

FID = 0.6 PID = 1.3

6' BELOW SURFACE

14:47

Time	Sweep Air (L/min)	Residence Number	Air Temp (C°) Chamber	Air Temp (C°) Ambient	Real-Time (ppmv) FID	Real-Time (ppmv) PID	Sample Number	Comments
0.5					1400	13.34		
0.75					657	11.8		
1.00					540	10.6		
1.25					420	9.6		
1.5					350	8.9		
1.75					276	8.13		
2.00					221	7.24		
2.25					187	6.65		
2.5					153	6.24		
2.75					119	5.56		
3.0					109	5.54		
3.25					101	5.16		
3.5					92	4.9		
3.75					87.5	4.7		
4.0					79.8	4.5		
4.25					77.5	4.4		
4.5					75.0	4.3		
4.75					73.6	4.22		
5.0					70.7	4.12		
5.25					70.5	4.05		
5.5					69.7	3.94		
6.0					68.6	3.83		
6.5					66.4	3.76		
7.0					65	3.66		
7.5					65	3.5		
8.0					64	3.5		
8.5					63.7	3.5		
9.0					63.4	3.4		
9.5					65.6	3.4		
10.0					67.4	3.4		
10.5					69.0	3.3		
11.0					66.1	3.3		
11.5					64.3	3.2		
12					62.6	3.2		

TEST COMMENTS _____

F = 1400 0:30 1

SUMMARY: PEAK EMISSIONS P = 13.4 TIME 0:30 TAU 1

STEADY STATE EMISSIONS 71 TIME 5:00 TAU 8

4.1 5:00 8

DATE 03-15-04 SAMPLERS CES / HWR — ~~DOH~~ — OK CBS

LOCATION ASCON BORING PNL-15

SURFACE DESCRIPTION DRY OPEN SOIL, ICE PLANT, WEEDS

CURRENT ACTIVITY FORMER LANDFILL

INSTRUMENT TYPE FOX. TVA ID NO. _____ TYPE _____ ID NO. _____

AMBIENT FID = 0 P.D 1.1

12' BSL

START 15:16

* NO AIR LINE OK

Time	Sweep Air (L/min)	Residence Number	Air Temp (C°) Chamber	Air Temp (C°) Ambient	Real-Time (ppmv) FID	Real-Time (ppmv) PID	Sample Number	Comments
0.5	1.0				2%	12		
1.0					1.5%	13		
1.25					7,000	12		
1.5					5,000	11		
2.00					3,000	9		PNL-15-12DHF
								CAN, STER 06757
3.5					1,200	4.7		
								ODOR BAG
								PNL-15-12DHE
6.5					1%	15		
7.0					5,000	12		
7.25					2,200	10		
7.5					1,200	8.2		
8.0					780	7.1		
8.25					660	6.7		
8.5					590	6.4		
8.75					520	6.1		
9.0					490	5.8		
9.25					460	5.5		
9.75					430	5.2		
10.0					420	5.2		
10.25					407	5.0		
10.5					400	5.0		
10.75					390	5.0		
11.0					380	4.9		
1534			CANISTER		BLANK SAMPLE			PNL-15-100DHF
15:36			ODOR BAG BLANK					CANISTER # 06759

TEST COMMENTS _____

F: 2% 0:30 /

SUMMARY: PEAK EMISSIONS P: 13 TIME 1:00 TAU /

STEADY STATE EMISSIONS 2000 TIME 5:00 TAU 8

8 5:00 8

VOID

DATE 03-15-04 SAMPLERS CES / HWR

LOCATION ASCON BORING # PAUL-15

SURFACE DESCRIPTION DRY OPEN SOIL, ICE PLANT

CURRENT ACTIVITY FORMER LANDFILL

INSTRUMENT TYPE FOX. TVA ID NO. _____ TYPE _____ ID NO. _____

AMBIENT _____

16' BSL

15:37

* NO SWEEP AIR

Time	Sweep Air (L/min)	Residence Number	Air Temp (C°) Chamber	Air Temp (C°) Ambient	Real-Time (ppmv) FID	Real-Time (ppmv) PID	Sample Number	Comments
0.25	1.0				9000	6.3		
0.5					24%	6.8		INSTRUMENTS FILLING RAINY WATER
0.75					24%	6.5		
1.00					24%	6.4		
1.25					24%	6.3		
1.5					24%	6.4		
					> 10%			(CHECKED W/ OVA)
2.0			OFFSCALE		24%	8.3		
2.25					24%	6.7		
2.50					24%	6.9		
2.75					24%	7.8		
3.25					24%	7.0		
3.75					24%	7.0		
4.0					24%	7.2		
4.25					300	6.0		
4.5					68	4.5		
4.75					95	4.0		
5.0					70	3.4		
5.25					220	3.0		
5.5					270	2.7		
5.75					140	2.4		
6.0					160	2.3		
6.25					140	2.2		
6.75					70	3.3		(CHECKED W/ OVA)
7.0					120	2.8		
7.25					500	2.3		
7.5					300	2.0		
7.75					400	1.7		
8.0					270	1.6		
8.25					120	1.5		
8.5					180	1.4		
8.75					500	1.4		
9.0					90	1.2		
9.25					120	1.2		
9.5					150	1.1		
9.75					90	1.1		
10.0					72	1.1		
10.25					25	1.0		
10.5					43	1.0		
10.75			OFFSCALE		27	0.95		
11.0		??	> 24%		0:35	0.93		

TEST COMMENTS _____

FOUND CHAMBER HAD BEEN SITTING IN ABOUT 4" OF WATER.

SUMMARY: PEAK EMISSIONS _____ TIME _____ TAU _____

STEADY STATE EMISSIONS _____ TIME _____ TAU _____

VOID

DISCONNECTED LINE OFF @ END

PRESAMPLE CALIBRATION

03-16-04

FID		PID
0.22	AMBIENT	3.86 ppm
	100 ppm ISOBUTYLENE	81 ppm
125 ppm	100 ppm METHANE	
1.07 %	1 % METHANE	
— 1.1	UHP AIR	0.1

POST-TEST CALIBRATION

03-16-04 16:24

FID		PID
	100ppm ISOBUTYLENE	57.65
1.19%	1% METHANE	
131 ppm	100ppm METHANE	
1.29 ppm.	AMBIENT	0.43ppm

PRESAMPLE CALIBRATION 03-15-04

FID

INST CAL	HIGH	1.00 ✓
	LOW	.10% ✓
100 ppm METHANE		110 ppm
1% METHANE		1%
AMBIENT ZERO		3 ppm.
ZERO UHP AIR		< 1 ppm.

PID

AMBIENT AIR ZERO =	0.00
100 ppm ISOBUTYLENE	93.6
ZERO UHP AIR	0.00

DATE 05-03-04 SAMPLERS HWR

LOCATION ASCON BORING PNL-1

SURFACE DESCRIPTION DRY, GRAVELLY SOIL, WEEDS

CURRENT ACTIVITY FORMER LANDFILL

INSTRUMENT TYPE TVA 1000 ID NO. R3986 TYPE _____ ID NO. _____

AMBIENT P = 0.05 F = 2.60

9' DEEP

AIR: 2000 PSI JJ8595

START TIME 0:09

Time	Sweep Air (L/min)	Residence Number	Air Temp (C°) Chamber	Air Temp (C°) Ambient	Real-Time (ppmv) FID	Real-Time (ppmv) PID	Sample Number	Comments
49	1.0				1.99%	110		
105					2.0	102		
1:30					1.61	88		
2:00					1.48	77		
2:20					1.36	74		
2:40					1.24	72		
3:00					1.16	71		
3:20					1.00%	71		
3:40					8800	69		
4:00					8100	69		
5:00					7300	68		
5:30					6500	67		
6:00					5825	66		
6:30					5500	65		
7:00					5130	65		
7:30					4475	63		
8:00					4170	62		
8:30					3900	60		
9:00					3780	61		
9:30					3580	59		
10:00					3477	58		
10:30					3402	57		
11:00					3360	56		
11:30					3270	55		
12:00					3122	54		
12:30					3070	54		
13:00					3037	54		
13:30					2916	53		
14:00					2827	52		

TEST COMMENTS _____

F = 2.0% 1:05 2

SUMMARY: PEAK EMISSIONS P = 110 TIME 0:49 TAU 1

STEADY STATE EMISSIONS F: 7300/3500 TIME 5:00 / 9:30 TAU 8/15

P = 68/60 5:00 / 9:30 8/15

DATE 05-03-04 SAMPLERS HWR

LOCATION ASCON BORING PNL-1

SURFACE DESCRIPTION DRY, GRAVELLY SOIL & WEEDS

CURRENT ACTIVITY FORMER LANDFILL

INSTRUMENT TYPE TVA 1000 ID NO. _____ TYPE _____ ID NO. _____

AMBIENT P: 13 F: 58

15

8:37

Time	Sweep Air (L/min)	Residence Number	Air Temp (C°) Chamber	Air Temp (C°) Ambient	Real-Time (ppmv) FID	Real-Time (ppmv) PID	Sample Number	Comments
0:30	1.0				1.2%	119		
1:00					2.4%	100		
1:20					2.9	88		
1:40					3.1	83		
2:00					3.3	78		
2:20					3.4%	76		
2:40					3.4	75		
3:00					3.3	76		
3:30					3.2	76		
3:40					3.1	76		PNL-1-15DHF
								← CAN 3 FOR
5:40					2.9%	81		CAN #06768
								← ODOR BAG
13:03					1.16%	92		
13:30					1.5%	90		
14:00					1.5	90		
14:30					1.5%	91		
15:00					1.5%	92		
15:30					1.5%	94		
16:00					1.5%	95		
16:30					1.5	96		

TEST COMMENTS

PNL-1-15 DHF CAN # 06768

PNL-1-15.

SUMMARY: PEAK EMISSIONS F: 3.4% P: 119 TIME 8:20 / 0:30 TAU 4 / 1

STEADY STATE EMISSIONS 2.9% / 1.5% TIME 5:40 / 14:00 TAU 8 / 22

81 / 90 5:40 / 14:00 8 / 22

DATE 05-03-04 SAMPLERS HWR

LOCATION AROU BORING PWL-1

SURFACE DESCRIPTION DRY GRAVELLY SOIL, WEEDS

CURRENT ACTIVITY FORMER LANDFILL

INSTRUMENT TYPE TVA 1000 ID NO. _____ TYPE _____ ID NO. _____

AMBIENT _____

21'

START TIME 908

Time	Sweep Air (L/min)	Residence Number	Air Temp (C°) Chamber	Air Temp (C°) Ambient	Real-Time (ppmv) FID	Real-Time (ppmv) PID	Sample Number	Comments
0:25	1.0				6.0%	70		
1:00					16%	56		
1:20					16%	55		
1:40					16%	57		
2:00					15%	59		
2:20					15%	60		
2:40					15.6	57		
3:00					16%	54		
3:30					16%	51		
4:00					16%	49		
4:30					16%	47		
5:00					16%	45		
5:30					16%	44		
6:00					11.2%	43		
6:30					INST. FLAMEOUT			
						"		
8:00					16%	44		
8:30					16%	43		
9:00					16%	42		
9:30					16%	42		
10:00					16%	42		
10:30					16%	42		
11:00					16%	42		

TEST COMMENTS _____

SUMMARY: PEAK EMISSIONS F: 16% / 70ppm TIME 1:00 / 0:25 TAU 2 / 1

STEADY STATE EMISSIONS 16% / 16% TIME 5:00 / 5:00 TAU 8 / 8

45 / 45 5:00 / 5:00 8 / 8

DATE 05-03-04 SAMPLERS AWR

LOCATION ASCON BORING PNL-1

SURFACE DESCRIPTION DRY, GRAVELLY SOIL, WEEDS

CURRENT ACTIVITY FORMER LANDFILL

26' INSTRUMENT TYPE TVA-1000 ID NO. _____ TYPE _____ ID NO. _____

AMBIENT P = 24 F: 9.4

START TIME BELOW WASTE MAT'L IN NATIVE SOIL

9:30

Time	Sweep Air (L/min)	Residence Number	Air Temp (C°) Chamber	Air Temp (C°) Ambient	Real-Time (ppmv) FID	Real-Time (ppmv) PID	Sample Number	Comments
0:20	1.0				280 ppm	40		
40					5.1%	64		
1:00					3%	70		
1:20					1%	50		
1:40					2700 ppm	34		
2:00					1010 ppm	25		
2:30					800 ppm	18		
3:00					220	16		
3:30					120 ppm	13		
4:00					86	11		
4:30					76	11		
5:00					70	10		
5:30					64	9		
6:00					61	9		
6:30					57	9		
7:00					56	9		
7:30					53	8		
8:00					52	8		
8:30					51	7		
9:00					50	7		

TEST COMMENTS _____

F: 5.1% 0:40 1

SUMMARY: PEAK EMISSIONS P = 70 TIME 1:00 TAU 2

STEADY STATE EMISSIONS 70/60 TIME 5:00/6:00 TAU 8/10

10/9 5:00/5:30 8/9

DATE 03-15-04 SAMPLERS CES / HWR

LOCATION ASCON BOR. NL PNL-2

SURFACE DESCRIPTION DRY OPEN SOIL & WEEDS

CURRENT ACTIVITY FORMER LAND FILL

INSTRUMENT TYPE FOXBORO 20 FID ID NO. A22.94 TYPE FID ID NO. FBZU-6627352

AMBIENT FID = 3.0 ppm PID = 0

2.5 PPm. 0.3 TO 0.5

9 FEET BELOW SURFACE

9' 15' 21'

Time	Sweep Air (L/min)	Residence Number	Air Temp (C°) Chamber	Air Temp (C°) Ambient	Real-Time (ppm) FID	Real-Time (ppm) PID	Sample Number	Comments
8:20 0	1.0	0			3,600	4.2		20 secs.
0.64		1			2800	1.4		
1.3		2						
1.9		3			600	0.3		
2.6		4						
3.2		5			150	0.0		
3.8		6			80	0.0		
4.5		7			45	0.0		
5.1		8			26	0.0		
5.8		9			22	0.0		
6.4		10			23	0.0		
7.0		11			19	0.0		
7.7		12			22	0.0		
8.3		13			17	0.0		
9.0		14						
9.6		15						
10		16			10	0.0		
11		17			12	0.0		
11.5		18			9	0.0		
12		19			10	0.0		
13		20			8.5	0.0		

TEST COMMENTS

F = 3000 0:15 /

SUMMARY: PEAK EMISSIONS P = 4.2 TIME 0:15 TAU /

STEADY STATE EMISSIONS 26 / 17 TIME 5:00 / 8:20 TAU 8 / 13

0 / 0 5:20 / 3:00 8 / 5

DATE 03.15.04 SAMPLERS [illegible]

LOCATION DXON BORING PNL-2

SURFACE DESCRIPTION DRY OPEN SOIL & WEEDS

CURRENT ACTIVITY FORMER LANDFILL

INSTRUMENT TYPE FOXB FID OVA 108 ID NO. _____ TYPE FID PID ID NO. _____

AMBIENT F.D = 3.5 PID = 1.2
= 2.5

15 FEET BELOW GROUND

PNL-2-15DHF
CAN 06758

Time	Sweep Air (L/min)	Residence Number	Air Temp (C°) Chamber	Air Temp (C°) Ambient	Real-Time (ppmv) FID	Real-Time (ppmv) PID	Sample Number	Comments
9:17 0	1.0	0			>10,000	5.3		
0.64		1			9,000	3.2		
1.3		2			8,000	1.4		
1.9		3			1,200			CANISTER PNL-2-15DHF CAN # 06758
2:18 2.6		4						OUT BAG.
3.2		5						3:20 TO 10:26
3.8		6						
4.5		7						
5.1		8						
5.8		9						
6.4		10						
7.0		11						
7.7		12						
8.3		13						
9.0		14						
9.6		15						
10:20 10		16			1,200	1.9		
11		17						
11.5		18			1,500	0.7		
12		19			500	0.1		
13		20			200	0.1		
13:30					100	0.0		
					33	0.0		
14:30					10	0.0		
15:00					8.5	0.0		

TEST COMMENTS _____

F = >10,000 0:40 1

SUMMARY: PEAK EMISSIONS P: 5.3 TIME 0:40 TAU 1

STEADY STATE EMISSIONS 1,200/500 TIME 10:30/12:00 TAU 17/19

1.9/0.1 10:30/12:00 17/19

DATE 03-15-04 SAMPLERS CFS/HWR

LOCATION ASCON BORROW PNL-2

SURFACE DESCRIPTION DRY OPEN SOIL & WEEDS

CURRENT ACTIVITY FORMER LANDFILL

INSTRUMENT TYPE FOX FIDOVA ID NO. _____ TYPE TE PID ID NO. _____

AMBIENT FID FLOW RATE 0.76 L/min PID = 0.63 L/min

(TVA FLOW RATE ~0.96 L/min) → 2.5

BACKGROUND 0.7 TO 0.5

21 FEET BELOW SURFACE

	Time	Sweep Air (L/min)	Residence Number	Air Temp (C°) Chamber	Air Temp (C°) Ambient	Real-Time (ppmv) FID	Real-Time (ppmv) PID	Sample Number	Comments
9:45	0	1.0				>10000	6.8		
1:12						9000	4.8		
1:30	1.5					5000	4.2		
2:00	2					3000	3.0		
2:30	2.5					1400	1.2		
3:00	3					350	0.7		
3:30	3.5					250	0.5		
4:00	4.0					140	0.1		
4:30	4.5					60	0.0		
	5.0					40	0.0		
	6.0					28	0.0		
	6.5					26	0.0		
	7.0					30	0.0		
	7.5					19	0.0		
	8.5					20	0.0		
	9.0					20	0.0		
	9.5					20	0.0		
	10.0					20	0.0		
	10.5					16	0.0		
	11.0					16	0.0		
	11.5					14	0.0		
	12.0					16	0.0		
	12.5					16	0.0		
	13.0					13	0.0		

TEST COMMENTS _____

F = >10,000 0:15 1

SUMMARY: PEAK EMISSIONS 6.8 TIME 0:15 TAU 1

STEADY STATE EMISSIONS 40/20 TIME 5:00/8:30 TAU 8/14

0.0/0.0 5:00/5:00 8/8

EMISSIONS MEASUREMENT DATA FORM

DATE 03-16-04 SAMPLERS CES / HWR

LOCATION ASCON BORING #PNL-3

SURFACE DESCRIPTION DRY, OPEN, GRAVELLY SOIL, WEEDS

CURRENT ACTIVITY FORMER LANDFILL

INSTRUMENT TYPE FOX-TVA1000 ID NO. _____ TYPE _____ ID NO. _____

AMBIENT FID = -0.50 PID = 0.30

15' 15 21' 27' 29.

START 4:36

Time	Sweep Air (L/min)	Residence Number	Air Temp (C°) Chamber	Air Temp (C°) Ambient	Real-Time (ppmv) FID	Real-Time (ppmv) PID	Sample Number	Comments
0.5	1.0				>24%	3.13		
0.75					>24%	3.65		
1.0					>24%	3.95		
1.25					>24%	4.26		
1.5					>24%	4.48		
1.75					>24%	4.74		
2.0					22.8%	4.93		
2.25					19.0%	5.00		
2.5					15.7%	5.13		
2.75					13.6%	5.22		
3.0					11.2%	5.32		
3.25					10.37%	5.42		
3.5					9.44%	5.43		
3.75					8.65%	5.46		
4.0					7.9%	5.51		
4.25					7.1%	5.55		
4.5					6.7%	5.58		
4.75					6.5%	5.6		
5.0					6.24%	5.6		
5.25					5.9%	5.7		
5.5					5.8%	5.7		
5.75					5.6%	5.7		
6.00					5.4%	5.7		
6.25					5.3%	5.7		
6.5					5.0%	5.7		
6.75					4.9%	5.7		
7.0					6.4%	5.6		
7.25					11.9%	5.1		
7.5					13.7%	4.9		
7.75					14.2%	4.9		
8.0					14.3%	4.9		
8.25					13.3%	5.0		
8.5					12.9%	5.0		
9.0					11.5%	4.8		
9.5					11.1%	4.9		
10.0					10.5%	4.9		
10.5					9.5%	5.0		
11.0					7.9%	5.2		
11.5					7.0%	5.3		
12.0					6.8%	5.3		
12.5					6.9%	5.3		
13.0					8.8%	5.2		
13.5					8.1%	5.1		
@ 14.5					w/ CHARCOAL FILTER = 6.0%	0.54		

TEST COMMENTS _____

SUMMARY: PEAK EMISSIONS _____ TIME _____

STEADY STATE EMISSIONS _____ TIME _____

PEAK >24% 0:30 1
5.7 5:25 9
TAU 6.24% 5:00 8
SS TAU 5.6 5:00 8

~2% TNMHC
~8% THC @ 6% METHANE

EMISSIONS MEASUREMENT DATA FORM

DATE 03-16-04 SAMPLERS CES / HWR

LOCATION ASCON BORING # PNL-3

SURFACE DESCRIPTION DRY, OPEN, GRAVELLY SOIL, WEEDS

CURRENT ACTIVITY FORMER LANDFILL

INSTRUMENT TYPE FOX TVA 1000 ID NO. _____ TYPE _____ ID NO. _____

AMBIENT FID = 1.1 PID = 0.23

21'

START TIME

Time	Sweep Air (L/min)	Residence Number	Air Temp (C°) Chamber	Air Temp (C°) Ambient	Real-Time (ppmv) FID	Real-Time (ppmv) PID	Sample Number	Comments
0.5			OFFSCALE		w/ FILTER			INST FLAMEOUT
↓			AND		w/o FILTER			CAN NOT SUSTAIN
						<1ppm		
2.5								
5.0								PNL-3-21DHE
								CAN # 06776
4.5			OFFSCALE		w/ &	w/o	FILTER	
5.75								PNL-3-21DHE
								ODOR BAG
								READING w/ 10:1 DILUTER
10.75				>	24%	4.1		IN SAMPLE TRAIN
				?				
12.25					6.7%	10	(x 10	DILUTER)
13					6.1	10.3	(x 10)	
14				OFFSCALE		EVEN	WITH	DILUTER
15					1.7%	13.4	(x 10)	
15.5					1.5%	13.3	(x 10)	
16					1.4%	12.8	(x 10)	
17.25					8000	13.2	(x 10)	
18					6648	12.5	(x 10)	
18.5					5731	11.7	(x 10)	
19					5210	11.3	(x 10)	
19.5					3.2%	24.7	—	
20					17.5	13.5	—	
20.5				OFFSCALE				
21					6120	9.7	(x 10)	
21.5					6175	9.1	(x 10)	
22					6350	8.7	(x 10)	
22.5					6470	8.5	(x 10)	
23					6500	7.8	(x 10)	
23.25				>	24%	17.6	w/o	DILUTER
24				>	24%	13.0	w/o	DILUTER
24.25				>	24%	11.9	w/o	DILUTER

TEST COMMENTS _____

OFFSCALE OFFSCALE

F = > 67%

? 0:30 /

SUMMARY: PEAK EMISSIONS ? ~~[illegible]~~ / ~~[illegible]~~ 134 TIME ~~[illegible]~~ / ~~[illegible]~~ 15:30 TAU ~~[illegible]~~ / ~~[illegible]~~ 24

STEADY STATE EMISSIONS OFF / 61000 TIME 5:00 / 21:00 TAU 8 / 33

OFF / 970 5:00 / 21:00 8 / 33

DATE 03-16-04 SAMPLERS CES / HWR

LOCATION ASCON BOR. NA PNL-3

SURFACE DESCRIPTION DRY, OPEN, GRAVELLY SOIL

CURRENT ACTIVITY FORMER LANDFILL

INSTRUMENT TYPE FOX TVA 1000 ID NO. _____ TYPE _____ ID NO. _____

AMBIENT FID = PID =

27'

START

15:53

Time	Sweep Air (L/min)	Residence Number	Air Temp (C°) Chamber	Air Temp (C°) Ambient	Real-Time (ppmv) FID	Real-Time (ppmv) PID	Sample Number	Comments
0.25	1.0				OFFSCALE			
0.75					14.2%	12.5	(x10)	
1.5					13.0%	12.3	(x10)	
2.25					13.0%	12.3	(x10)	
3.0					13.2%	12.4	(x10)	
3.5					12.7%	12.5	(x10)	
4.0					8.6%	12.1	(x10)	(ATTEMPTED TO
								← INSERT CHARCOAL
5.75					7.2%	16.1	(x10)	FILTER IN-LINE TO
6.0					5.8%	16.7	(x10)	DETERMINE METHANE/
6.5					5.6%	16.7	(x10)	NON-METHANE %'S -
7.0					5.2%	16.8	(x10)	BUT CAUSED FLAMEOUT
7.5								← W/O DILUTER)
8.5								
9.0					3.3%	15.0	(x10)	
9.5					1.3%	20.60	(x10)	
10.0					1.1%	21	(x10)	
10.5					4.0%	0.46	→	W/O DILUTER &
								W/ CHARCOAL FILTER
12					1.1%	74.0	W/O FILTER	
12.5					1.0%	3.5	W/ FILTER	
13.5					7600	68		

TEST COMMENTS _____

F: > 100% OFFSCALE 0:25 1

SUMMARY: PEAK EMISSIONS P: 206 ppm TIME 9:30 TAU 15

STEADY STATE EMISSIONS 72% / 33% TIME 5:00 / 9:00 TAU 8 / 14

161 / 161 5:00 8 / 8

DATE 05-04-04 SAMPLERS HWR

LOCATION ASCON BORING #PNL-4

SURFACE DESCRIPTION DRY, GRAVELLY SOIL & WEEDS

CURRENT ACTIVITY FORMER LANDFILL

INSTRUMENT TYPE TVA-1000 ID NO. R3986 TYPE _____ ID NO. _____

AMBIENT P = 0.20 F = 2.75

UHP AIR, FROM S/M JJ8595

START TIME.

Time	Sweep Air (L/min)	Residence Number	Air Temp (C°) Chamber	Air Temp (C°) Ambient	Real-Time (ppmv) FID	Real-Time (ppmv) PID	Sample Number	Comments
	1.0							
			WATER WAS ENCOUNTERED AT					
			ABOUT 7' BELOW SURFACE. DRILLER					
			CONTINUED TO ABOUT 30' TO ACQUIRE					
			SOIL SAMPLES THEN ABANDONED THIS					
			BORING. DRILL RIG WAS THEN					
			ADVANCED APPROX 15' AND					
4A			ANOTHER BORING MADE DIRECTLY					
			TO A DEPTH OF ABOUT 17'.					
			WATER WOULD NOT SEAL OFF,					
			EVEN AFTER DRILLING TO 20'.					
			CONSEQUENTLY, NO FLUX DATA					
			WAS OBTAINABLE FOR THIS					
			LOCATION.					

TEST COMMENTS _____

SUMMARY: PEAK EMISSIONS _____ TIME _____ TAU _____

STEADY STATE EMISSIONS _____ TIME _____ TAU _____

EMISSIONS MEASUREMENT DATA FORM

DATE 03-16-04 SAMPLERS CTS / HWR

LOCATION ASCON BORING PNL-5

SURFACE DESCRIPTION DRY OPEN SOIL, ICE PLANT, WEEDS

CURRENT ACTIVITY FORMER LANDFILL

INSTRUMENT TYPE Fox TVA ID NO. _____ TYPE _____ ID NO. _____

AMBIENT F.D = 1.37 P.D = 4.10

9' BSL

START TIME 8:15

Time	Sweep Air (L/min)	Residence Number	Air Temp (C°) Chamber	Air Temp (C°) Ambient	Real-Time (ppmv) FID	Real-Time (ppmv) PID	Sample Number	Comments
.50	1.0				1.1%	3.09		
.75					7200	3.8		
1.0					4966	3.4		
1.25					3209	2.9		
1.5					2430	2.7		
1.75					1810	2.4		
2.0					1512	2.15		
2.25					971	1.93		
2.5					792	1.8		
2.75					657	1.7		
3.0					562	1.6		
3.25					499	1.5		
3.5					471	1.4		
3.75					441	1.4		
4.0					423	1.3		
4.25					408	1.3		
4.5					400	1.3		
4.75					396	1.3		
5.0					390	1.3		
5.25					390	1.3		
5.5					384	1.2		
5.75					380	1.2		
6.0					388	1.2		
6.25					390	1.2		
6.5					388	1.2		
6.75					384	1.2		
7.0					372	1.2		
7.25					367	1.2		
7.5					349	1.2		
8.0					334	1.1		
8.25					325	1.1		
8.5					321	1.1		
8.75					312	1.1		
9.0					312	1.1		
9.25					284	1.0		
9.5					277	1.1		
9.75					272	1.1		
10.0					267	1.1		
10.5					258	1.1		
11.0					252	1.1		

TEST COMMENTS _____

SUMMARY: PEAK EMISSIONS F = 1.1% 3.8 TIME 0:30 0:45 TAU 1 1

STEADY STATE EMISSIONS 390/390 1.3/1.3 TIME 5:00 5:00 TAU 8 8

EMISSIONS MEASUREMENT DATA FORM

DATE 03-16-04 SAMPLERS CES / HWR

LOCATION ASCON BORING PNL-5a*

SURFACE DESCRIPTION DRY OPEN SOIL, ICE PLANT, WEEDS

CURRENT ACTIVITY FORMER LANDFILL

INSTRUMENT TYPE FOX TVA 1000 ID NO. _____ TYPE _____ ID NO. _____

AMBIENT FID = 0.5 -0.1 PID = 2.1 1.1

11' BELOW SURFACE

START TIME 9:48

Time	Sweep Air (L/min)	Residence Number	Air Temp (C°) Chamber	Air Temp (C°) Ambient	Real-Time (ppmv) FID	Real-Time (ppmv) PID	Sample Number	Comments
0.5	1.0				5100	3.6		
0.75					3683	3.5		
1.00					2801	3.4		
1.50					1350	2.8		
1.75					1044	2.29		PNL-5a-11D4F
								CAN # 06777
4.50					139	1.20		
5.00					72	1.5		
9.5								ODOR BAG
10.0					650	1.5		PNL-5a-11D4F
10.25					370	2.0		
10.5					260	1.9		
10.75					151	1.8		THIS LOCATION
11.00					114	1.8		(DEPTH) DEFINITELY
11.25					101	1.8		WITHIN THE WASTE
11.5					99	1.8		ZONE. THIS
11.75					102	1.8		AREA SHOWS A
12.0					105	1.8		GREAT DEAL OF RUBBLE--
12.25					107	1.8		CONCRETE, BRICK,
12.5					108	1.8		WOOD, METAL, ETC.
12.75					108	1.8		
13.00					106	1.8		
13.25					102	1.8		
13.5					100	1.8		
13.75					98	1.8		
14.0					95	1.8		
					92	1.8		

TEST COMMENTS *ENCOUNTERED WATER AT APPROX. 12' IN BORING PNL-5. DRILLER ATTEMPTED TO DRILL THROUGH & SEAL, BUT WAS UNSUCCESSFUL TO ABOUT 17'. MOVED AHEAD (EAST) ABOUT 6' & REDRILLED TO 11'. SUBSEQUENT ATTEMPT TO DRILL TO 18' FOR ANOTHER SAMPLE AGAIN ENCOUNTERED EXCESSIVE WATER.

SUMMARY: PEAK EMISSIONS _____ TIME _____ TAU _____

STEADY STATE EMISSIONS _____ TIME _____ TAU _____

F = 5100 3.6 0:30 0:30 1 / *105 11:46 18 *1.8 10:30 16

EMISSIONS MEASUREMENT DATA FORM

DATE 05-05-04 SAMPLERS

LOCATION ASCOW BORING # PNL-6

SURFACE DESCRIPTION DRY SOIL, WEEDS, CONCRETE DEBRIS

CURRENT ACTIVITY FORMER LANDFILL

INSTRUMENT TYPE TVA-1000 ID NO. 73886 TYPE ID NO.

AMBIENT P: 0.38 F: 1.73

9'

NEW CHAMBER
NEW SAMPLE LINE

UHP AIR FROM S/M
1250psi START, 08595

START TIME 7:53

Time	Sweep Air (L/min)	Residence Number	Air Temp (C°) Chamber	Air Temp (C°) Ambient	Real-Time (ppmv) FID	Real-Time (ppmv) PID	Sample Number	Comments
0:20	1.0				INST.	FLAME OUT.		INSTALLED DILUTER
0:40								
0:60					RE-IGNITE			
1:20					1.19%	2.13		
1:40					1.19%	2.18		
2:00					1.19%	2.21		
2:30					1.18%	2.25		
3:00					1.16%	2.31		
3:30					1.12%	2.35		
4:00					0.96%	2.47		
4:30					8800	2.49		
								INSERTED CHARCOAL FILTER IN LINE
5:30					84 ppm	0.52		
6:00					99 ppm	0.47		
6:30					160 ppm	0.45		
7:00					400 ppm	0.40		
								REMOVED CHARCOAL FILTER
7:30					3500 ppm	1.92		
8:00					2915	1.82		
8:30					2430	1.68		
9:00					1980	1.52		
								REMOVED DILUTER
9:30					1.0%	3.16		
10:00					2230 ppm	2.0		
10:30					396	1.4		
11:00					142	1.3		
11:30					78	1.2		
12:00					58	1.2		
12:30					57	1.2		

TEST COMMENTS NEW CHAMBER, NEW SAMPLE LINE

THIS LOCATION (NORTH) ABOVE THE WASTE LEVEL

F = 11.9% 1:20

SUMMARY: PEAK EMISSIONS P: ~~PPM~~ 24.9 TIME 4:30 TAU 7

STEADY STATE EMISSIONS ~~PPM~~ 88000 / 1% TIME 4:30 / 9:30 TAU 8/15

24.9 / 3.16 4:30 / 9:30 8/15

DATE 05-05-04 SAMPLERS HWR

LOCATION ASCON, BORING # PNL-6

SURFACE DESCRIPTION DRY SOIL, WEEDS

CURRENT ACTIVITY FORMER LANDFILL

15.

INSTRUMENT TYPE TVA-1000B ID NO. _____ TYPE _____ ID NO. _____

AMBIENT P = 0.52 F = 2.87

P = 1.61 F = 4.9 ← THROUGH CHAMBER & LINE

START TIME 08:15

Time	Sweep Air (L/min)	Residence Number	Air Temp (C°) Chamber	Air Temp (C°) Ambient	Real-Time (ppmv) FID	Real-Time (ppmv) PID	Sample Number	Comments
0:20	6.0				1.48%	FLAMEOUT		INSTALLED
0:40						DILUTER		
1:00					1.33%	1.78	(x10)	
1:20					1.33%	1.67		
1:40					1.31%	1.62		
2:00					1.29%	1.63		PNL-6-15-DHF
2:30							←	CANISTER SAMP. #06765
								PNL-6-15-RDHF REPLICATE CANISTER #06769
6:30					2694ppm	0.85		
7:00					2717	0.9	(x10)	PNL-6-15-DHF ODOR BAG SAMPLE
							—	REMOVED DILUTER
10:00					10.7%	3.4		
10:30					9000ppm	4.2		
11:00					3300ppm	3.6		
11:30					550	2.8		
12:00					140	2.2		
12:30					81	1.9		
13:00					75	1.7		
13:30					66	1.5		

BASE OF FLUX CHAMBER HAD BEEN SITTING IN CLEAR WATER.

TEST COMMENTS THIS DEPTH AT THE TOP BOUNDARY OR WITHIN THE WASTE LAYER

F = 13.3% 1:00 1

SUMMARY: PEAK EMISSIONS P = 17.8 TIME 1:00 TAU 1

STEADY STATE EMISSIONS 27000/90 / 9000/4.2 * TIME 7:00/10:30 / 7:00/10:30 TAU 11/17 / 11/17

* WATER IMPACT

DATE 05-03-04 SAMPLERS HWR

LOCATION ASCON, PNL-7

SURFACE DESCRIPTION DRY, GRAVELLY SOIL & WEEDS

CURRENT ACTIVITY FORMER LANDFILL

INSTRUMENT TYPE TVA 1000 ID NO. _____ TYPE _____ ID NO. _____

AMBIENT P = 0.8 F = 4.7

9'

BELOW SURFACE LEVEL

START TIME 13:50

Time	Sweep Air (L/min)	Residence Number	Air Temp (C°) Chamber	Air Temp (C°) Ambient	Real-Time (ppmv) FID	Real-Time (ppmv) PID	Sample Number	Comments
0:20	1.0				7600	27		
0:40					8900	28		
1:00					7700	27		
1:20					3600	18		
1:40					1700	14		
2:00					990	10		
2:30					470	8		
3:00					307	7		
3:30					242	7		
4:00					202	6		
4:30					180	6		
5:00					165	6		
5:30					154	5		
6:00					140	5		
6:30					135	5		
7:00					132	5		
7:30					120	5		
8:00					113	5		
8:30					93	5		
9:00					92	5.		

TEST COMMENTS PROBABLY ABOVE WASTE INTERFACE

F = 8900 0:40 1

SUMMARY: PEAK EMISSIONS P = 28 TIME 0:40 TAU 1

STEADY STATE EMISSIONS 165 TIME 5:00 TAU 8

6 5:00 8

DATE 05-03-04 SAMPLERS HWR

LOCATION ASCON, BORING PNL-7

SURFACE DESCRIPTION DRY, GRAVELLY SOIL & WEEDS

CURRENT ACTIVITY FORMER LANDFILL

INSTRUMENT TYPE TVA-1000 ID NO. _____ TYPE _____ ID NO. _____

AMBIENT _____

15'

START TIME 14:09

Time	Sweep Air (L/min)	Residence Number	Air Temp (C°) Chamber	Air Temp (C°) Ambient	Real-Time (ppmv) FID	Real-Time (ppmv) PID	Sample Number	Comments
0:20	1.0				FLAME OUT -			INSTALLED
1:00		2				DILUTER		
					2.18%	9 ppm		
1:30					1.12%	19		
2:00					1.07%	20		
2:30					0.99%	19		
3:00					8800 ppm	18		REMOVED DILUTER
3:30					2.1%	24		
4:00					1.4%	21		
4:30					7000 ppm	16		
5:00					1600 ppm	11		
5:30					1003	9		
6:00					820	8		
6:30					730	8		
7:00					660	7		
7:30					596	7		
8:00					540	7		
8:30					503	6		
9:00					496	6		
9:30					492	6		
10:00					487	6		
10:30					481	6		
11:00					473	6		

TEST COMMENTS WASTE LAYER ENCOUNTERED @ ABOUT 12'

	> 11.8%	1:00	1
SUMMARY: PEAK EMISSIONS	190	TIME 1:00	TAU 1
STEADY STATE EMISSIONS	1600/660	TIME 5:00/7:00	TAU 8/11
	11/7	5:00/7:00	8/11

DATE 05-03-04 SAMPLERS HWR

LOCATION ASCON, BORING PNL-7

SURFACE DESCRIPTION DRY, GRAVELLY SOIL & WEEDS

CURRENT ACTIVITY FORMER LANDFILL

INSTRUMENT TYPE TVA-1000 ID NO. R3986 TYPE _____ ID NO. _____

AMBIENT P: 2.25 F = 3.42

21'

BELOW SURFACE LEVEL

START 4:41

Time	Sweep Air (L/min)	Residence Number	Air Temp (C°) Chamber	Air Temp (C°) Ambient	Real-Time (ppmv) FID	Real-Time (ppmv) PID	Sample Number	Comments
0:20	1.0				FLAMEOUT, INSTALLED			
1:00								DILUTER
1:30					1.952	16		
2:00					1.968	16		
2:30					1.982	16		
3:00					1.98	16		
3:30					1.992	17		
4:00								CANISTER SAMP
								PNL-7-21-DHF
								CAN # 06765
6:30					1.372	15		
								BAG SAMPLES
								PNL-7-21-DHF
								PNL-7-21RDHF
16:34					7100p	11		REMOVED & RE-INSTALLED
1730					7482p	13		DILUTER
1800					7460p	13		
1830					5480p	0.7		CARCOAL FILTER
1900					5915p	0.6		
1930					8290p	13		W/O C. FILTER
2000					8205	13		
2030					8175	13		
						BLANK		BAG
						15:30		PNL-7-B-DHF

TEST COMMENTS ALL VALUES ABOVE RECORDED WITH 10:1 DILUTER IN PLACE.

	> 19.5 %	1:30	2

SUMMARY: PEAK EMISSIONS 170 TIME 3:30 TAU 5

STEADY STATE EMISSIONS 142 / 8200 TIME 6:30 / 20:00 TAU 10 / 32

150 / 130 6:30 / 20:00 10 / 32

DATE 05-05-03 SAMPLERS HWR

LOCATION ASCON, BORING # PNL-8

SURFACE DESCRIPTION DRY SOIL, CONCRETE & ASPHALT DEBRIS, WEEDS

CURRENT ACTIVITY FORMER LANDFILL

INSTRUMENT TYPE TVA-1000 ID NO. R5986 TYPE _____ ID NO. _____

6' AMBIENT P = 0.48 FID = 2.5 AMBIENT

BELOW SURFACE : 0.29 : 2.6 THROUGH LINE & CHAMBER

START TIME 12:48

Time	Sweep Air (L/min)	Residence Number	Air Temp (C°) Chamber	Air Temp (C°) Ambient	Real-Time (ppmv) FID	Real-Time (ppmv) PID	Sample Number	Comments
0:20	1.0				48	2		
0:40					518	7		
1:00					688	7		
1:20					785	7		
1:40					821	6		
2:00					812	6		
2:30					773	6		
3:00					700	5		
3:30								← CANISTER SAMPLE
4:00 (1252)								# 6776 PNL-8-6-DHF
5:00					369	4		
5:30					324	4		
6:00					267	4		
6:30					243	4		
7:00					231	4		
7:30					214	4		
8:00					193	4		

TEST COMMENTS THIS DEPTH ABOVE THE WASTE MAT'L

SUMMARY: PEAK EMISSIONS 785 (7) TIME 1:20 (1:20) TAU 8

STEADY STATE EMISSIONS 369 (4) TIME 5:00 (5:00) TAU 8

DATE 05-05-04 SAMPLERS HMR

LOCATION ASCON, BORING #PNL-8

SURFACE DESCRIPTION DRY SOIL w/ CONCRETE & ASPHALT DEBRIS; WEEDS

CURRENT ACTIVITY FORMER LANDFILL

INSTRUMENT TYPE TGA-1000 ID NO. R3986 TYPE _____ ID NO. _____

AMBIENT P = 0.3 F: 5.4

12' START TIME

Time	Sweep Air (L/min)	Residence Number	Air Temp (C°) Chamber	Air Temp (C°) Ambient	Real-Time (ppmv) FID	Real-Time (ppmv) PID	Sample Number	Comments
0:20	1.0				INST FLAMEOUT -- WOULD			
0:40					NOT RELIGHT			
1:00								INSTALLED
1:20								DILUTER
1:40								
2:00								
3:00					3.57%	9	(x 10)	
3:30					3.69%	9		
4:00					3.72%	9		
4:30					3.7%	9		
5:00					3.79%	9		
5:30					3.6	9		
6:00								INSTALLED CHARCOAL
6:30					1629ppm	1		FILTER IN LINE
7:00					1726	1		
7:30					5010	1		
8:00					1.7%	0.3		
8:30					3.3%	0.2		
9:00					3.4%	0.2		
9:30					3.2%	10.3		
10:00					2.6	11.6		
11:00					2.0	12		
11:30			190.000		1.9	12		
12:00					1.9	12		
12:30					1.8	12		
13:00					1.8	12		
13:30					1.7	12		
14:0					1.6	12		
14:30					1.5	12		

ALL READINGS AT THIS DEPTH TAKEN WITH DILUTER IN PLACE

TEST COMMENTS THIS DEPTH W/IN WASTE ZONE

F: > 37% 1:00 /

SUMMARY: PEAK EMISSIONS 120 TIME 11:00 TAU 17

STEADY STATE EMISSIONS 37%/20% TIME 5:00/11:00 TAU 8/17

90/120 5:00/11:00 8/17

DATE 05-05-04 SAMPLERS HWR

LOCATION ASCON, BOR. NC #PNL-8

SURFACE DESCRIPTION DRY SOIL, WEEDS, CONCRETE & ASPHALT DEBRIS

CURRENT ACTIVITY FORMER LANDFILL

INSTRUMENT TYPE TVA-1000 ID NO. R3986 TYPE _____ ID NO. _____

AMBIENT _____

18'

START TIME

Time	Sweep Air (L/min)	Residence Number	Air Temp (C°) Chamber	Air Temp (C°) Ambient	Real-Time (ppmv) FID	Real-Time (ppmv) PID	Sample Number	Comments
~~13:36~~ 13:42 0:20	1.0				0.932	10		DILUTER IN PLACE
0:40					3.39	9		
1:00					3.39	9		
1:20					3.39	9		
1:40					3.39	10		X 10
2:00					3.39	10		
2:30					3.29	10		
3:00					2.69	11		
3:30					2.42	12		PNL-8-18-DAF
13:46								← CANISTER SAMPLE #06777
5:30					660ppm	11.		→
6:00					5400	28		REMOVED DILUTER
6:30					3121	28		
13:49						←	ODOR BAG SAMPLE	
10:00					1,076	46		PNL-8-18-DAF
10:30					7314	46		
11:00					4032	42		
11:30					2920	41		
12:00					2612	40		
12:30					2105	38		
13:00					1802	36		
13:30					1520	36		
14:00					1335	35		
14:30					1230	35		
15:00					1103	33		

TEST COMMENTS _____

F = 33 % 0:40 1

SUMMARY: PEAK EMISSIONS P = 120 TIME 3:30 TAU 5

STEADY STATE EMISSIONS 6600/4032 TIME 5:00/4:00 TAU 8/17

110/41 5:00/11:00 8/17

DATE 05-05-04 SAMPLERS LHWR

LOCATION ASCON, BOWNE PNL-8

SURFACE DESCRIPTION DIRT, SOIL, CONCRETE & ASPHALT DEBRIS

CURRENT ACTIVITY FORMER LANDFILL

INSTRUMENT TYPE TVA-1000 ID NO. R5886 TYPE _____ ID NO. _____

AMBIENT P: 1.29 F: 6.18

24'

START 14:08

Time	Sweep Air (L/min)	Residence Number	Air Temp (C°) Chamber	Air Temp (C°) Ambient	Real-Time (ppmv) FID	Real-Time (ppmv) PID	Sample Number	Comments
0:20	1.0				26 ppm	4	DILUTER IN PLACE	
0:40					26	4		
1:00					25	4		
1:20					25	4		
1:40					26	4		
2:00					26	4		
2:30								REMOVED DILUTER FLANGEOUT.
3:30					63100	14	DILUTER IN PLACE	
4:00					6132	14		
4:30					5983	14		
5:00					5770	14	X 10	
5:30					5611	14		
6:00					5100	14		
6:30					4620	14		
7:00					2690	13		
7:30					1990	12		
8:00					1410	11		
8:30					688	9		
9:00					620	9		
9:30					400	8		
10:00					256	7		
10:30					153	6		
11:00					120	6		

ALL READINGS TAKEN WITH 10:1 DILUTER IN PLACE

TEST COMMENTS _____

F = 63100 3:30 5

SUMMARY: PEAK EMISSIONS 140 TIME 3:30 TAU 5

STEADY STATE EMISSIONS 5770/2000 TIME 5:00/7:30 TAU 8/12

140/120 5:00/7:30 8/12

DATE 05-05-04 SAMPLERS HWR

LOCATION ASCON BORING # PNL-9

SURFACE DESCRIPTION DRY OPEN SOIL & WEEDS (LAGOON EMBANKMENT)

CURRENT ACTIVITY FORMER LANDFILL

INSTRUMENT TYPE TVA-1000 ID NO. _____ TYPE _____ ID NO. _____

AMBIENT _____

4'

START TIME 9:54

Time	Sweep Air (L/min)	Residence Number	Air Temp (C°) Chamber	Air Temp (C°) Ambient	Real-Time (ppmv) FID	Real-Time (ppmv) PID	Sample Number	Comments
0:20	1.0				7.2	1.3		
0:40					908	30		
1:00					710	26		
1:20					460	21		
1:40					362	17		
2:00					260	15		
2:30					141	11		
300					68	7		
330					54	6		
400					47	6		
430					39	5		
500					35	5		
530					29	5		
600					27	5		
630					25	4		
700					24	4		
730					22	4		
800					20	4		

TEST COMMENTS THIS DEPTH ABOVE THE WASTE

F= 908 0:40 1

SUMMARY: PEAK EMISSIONS P= 30 TIME 0:40 TAU 1

STEADY STATE EMISSIONS 35 TIME 5:00 TAU 8

5 5:00 8

DATE 05-05-04 SAMPLERS HWR

LOCATION ASCON, BORING # PNL 9

SURFACE DESCRIPTION DRY OPEN SOIL & WEEDS, (LAGOON EMBANKMENT)

CURRENT ACTIVITY FORMER LANDFILL

INSTRUMENT TYPE TVA - 1000 ID NO. 23984 TYPE _____ ID NO. _____

15'

AMBIENT P = 0.78 F = 3.04 AMBIENT

P. 2.2 F = 4.4 THROUGH LINE & CHAMBER

START TIME

	Time	Sweep Air (L/min)	Residence Number	Air Temp (C°) Chamber	Air Temp (C°) Ambient	Real-Time (ppmv) FID	Real-Time (ppmv) PID	Sample Number	Comments
10:14	0:20	1.0				2230	8		
	0:40					2.8%	18		
	1:00					2.1%	17		
	1:20					1.8%	16		
	1:40					1.8%	16		
	2:00					1.7%	15		
	2:30					1.6	15		
	3:00					1.4	15		~~CANISTER SAMPLE~~
	4:00					1.1%	13		
10:18									← CANISTER SAMPLE # 06767
	630					1.2%	15		PNL-9-15 DHF
10:21	700					1.1%	15		ODOR
									← BAG SAMPLE
10:23									
									← REPLICATE ODOR BAG
	1235					2.4%	21		PNL-9-15 DHF
	1300					1.5%	21		
	1330					0.95%	18		
	1400					7035 ppm	15		
	1430					5840 "	14		
	1500					4905	12		
	1530					4640	11		

TEST COMMENTS THIS DEPTH AT OR SLIGHTLY ABOVE WASTE MATERIAL

F: 2.8% 0:40 1

SUMMARY: PEAK EMISSIONS 18 TIME 0:40 TAU 1

STEADY STATE EMISSIONS 1.2% TIME 5:00 TAU 8

13 5:00 8

DATE 05-05-04 SAMPLERS HWR

LOCATION ASCON BORING # PNL-9 — DRY

SURFACE DESCRIPTION DRY OPEN SOIL & WEEDS (LAGOON BERM)

CURRENT ACTIVITY FORMER LANDFILL

INSTRUMENT TYPE TVA-1000 ID NO. 23986 TYPE _____ ID NO. _____

21'

AMBIENT P= 1.4 F= 7.0

START TIME 10:39

Time	Sweep Air (L/min)	Residence Number	Air Temp (C°) Chamber	Air Temp (C°) Ambient	Real-Time (ppmv) FID	Real-Time (ppmv) PID	Sample Number	Comments
0:20	1.0				3108	22		
0:40					1.1%	45		
1:00					1.1%	48		
1:20					0.9%	47		
1:40					8800	48		
2:00					5780	43		
2:30					4500	41		
3:00					3630	39		
3:30					3024	37		
4:00					2500	37		
4:30					1918	37		
5:00					1307	36		
6:00					1106	36		
7:00					1046	35		
8:00					940	35		
9:00					671	33		
10:00					556	31		
11:00					521	30		
11:20								← CANISTER BLANK SAMPLE TAKEN THROUGH SAMPLE LINE # 6764
								PNL 9-21-BDIF

TEST COMMENTS PROBABLY BELOW WASTE LEVEL

F: 1.1% 0:40 1

SUMMARY: PEAK EMISSIONS 48 TIME 1:00 TAU 1

STEADY STATE EMISSIONS 1307 TIME 5:00 TAU 8

36 5:00 8

DATE 05-04-04 SAMPLERS HWR

LOCATION ASCON, BORING # PNL-10

SURFACE DESCRIPTION DRY SOIL COVERED WITH TREE LITTER

CURRENT ACTIVITY FORMER LANDFILL

INSTRUMENT TYPE TVA-1000 ID NO. R3986 TYPE UNP DIR S/M ID NO. JJ 8565

9' AMBIENT P = 0.36 F = 2.01

BELOW SURFACE SUSPECTED STYRENE SITE

START TIME 14:45

Time	Sweep Air (L/min)	Residence Number	Air Temp (C°) Chamber	Air Temp (C°) Ambient	Real-Time (ppmv) FID	Real-Time (ppmv) PID	Sample Number	Comments
0:20	1.0				64	2.51		
0:40					93	1.1		
1:00					53	1.0		
1:20					45	0.86		
1:40					30	0.79		
2:00					16	0.70		
2:30					9	0.62		
3:00					6	0.59		
3:30					5	0.56		
4:00					5	0.54		
4:30					4	0.52		
5:00					4	0.50		
5:30					3	0.5		
6:00					3	0.5		
6:30					3	0.5		
7:00					3	0.5		

TEST COMMENTS

F: 93 0:40 1

SUMMARY: PEAK EMISSIONS 1.1 TIME 0:40 TAU 1

STEADY STATE EMISSIONS 4 TIME 5:00 TAU 8

0.5 5:00 8

DATE 05-04-04 SAMPLERS H/WR

LOCATION ASCON, BORING #PNC-10

SURFACE DESCRIPTION DRY OPEN SOIL COVERED BY TREE LITTER

CURRENT ACTIVITY FORMER LANDFILL

INSTRUMENT TYPE TVA-1000 ID NO. R3986 TYPE _____ ID NO. _____

AMBIENT P: 0.31 F: 2.55

15'

START TIME 15:00

Time	Sweep Air (L/min)	Residence Number	Air Temp (C°) Chamber	Air Temp (C°) Ambient	Real-Time (ppmv) FID	Real-Time (ppmv) PID	Sample Number	Comments
0:20	1.0				4.0	0.42		
0:40					144	0.85		
1:00					180	0.94		
1:20					85	0.67		
1:40					30	0.47		
2:00					17	0.39		
2:30					11	0.35		
3:00					6	0.29		
3:30					5	0.27		
4:00					3	0.26		
4:30					2	0.25		
5:00					2	0.24		
5:30					2	0.24		
6:00					2	0.23		

WHEN REMOVED CHAMBER APPEARED TO HAVE BEEN SITTING IN ABOUT 3/4" OF CLEAR WATER IN BOTTOM OF BORING.

SUBSEQUENT AUGERING BY DRILL CREW REVEALED SIGNIFICANT WATER IN THE NEXT 2'. CONSEQUENTLY, NO CONTAMINATED SAMPLES WERE TAKEN IN THIS BORING.

TEST COMMENTS _____

? * F: 180 1:00 2

SUMMARY: PEAK EMISSIONS 0.94 TIME 1:00 TAU 2

? STEADY STATE EMISSIONS 2 TIME 5:00 TAU 8

? 0.24 5:00 8

EMISSIONS MEASUREMENT DATA FORM

DATE 05-04-04 SAMPLERS HWR

LOCATION ASCON, BORING # 10A

SURFACE DESCRIPTION DRY OPEN SOIL COVERED W/ FREE LITTER

CURRENT ACTIVITY FORMER LAND FILL

INSTRUMENT TYPE TVA 1000 ID NO. _____ TYPE _____ ID NO. _____

AMBIENT P: 0.53 F: 3-04

13'

SUSPECTED STYRENE SITE.

START 14:15

Time	Sweep Air (L/min)	Residence Number	Air Temp (C°) Chamber	Air Temp (C°) Ambient	Real-Time (ppmv) FID	Real-Time (ppmv) PID	Sample Number	Comments
0:20					500	1.2		
0:40					4127	1.4		
1:00					3658	1.5		
1:30					3370	1.4		
2:00					2900	1.4		
2:30					2465	1.4		
3:00					2390	1.4		
3:30					2355	1.4		
4:00					2283	1.3		
4:30					2231	1.3		
5:00					2100	1.3		PNL-10A-13DUF
~~5:30~~								CANISTER SAMPLE
~~6:00~~								CAN # 06770
~~6:30~~								
11:00				?	5400	1.9	?	BAG SAMPLE
11:30					3600	1.9		PNL-10A-13DUF
12:00					1102	1.9		
12:30					990	1.4		
13:00					845	1.4		
13:30					793	1.3.		

TEST COMMENTS BORING 10A IS APPROX 50' NORTH OF BORING 10. IT WAS INITIATED IN AN ATTEMPT TO LOCATE & DEFINE STYRENE CONTAMINATION.

SUMMARY: PEAK EMISSIONS F: 4127 5100? P: 1.8 1.9? TIME 0:40 1:00 ~~11:00~~ TAU 17 1 17

STEADY STATE EMISSIONS 2100 1.3 TIME 5:00 5:00 TAU 8 8

EMISSIONS MEASUREMENT DATA FORM

10A

DATE 05-04-04 SAMPLERS HWR

LOCATION ASCON BORING PNC-10A

SURFACE DESCRIPTION DRY OPEN SOIL COVERED BY TREE LITTER

CURRENT ACTIVITY FORMER LANDFILL

INSTRUMENT TYPE TVA-1000 ID NO. _____ TYPE _____ ID NO. _____

AMBIENT P = 0.71 F = 4.26

14.5' BELOW SURFACE SUSPECTED STYRENE AREA

START	Time	Sweep Air (L/min)	Residence Number	Air Temp (C°) Chamber	Air Temp (C°) Ambient	Real-Time (ppmv) FID	Real-Time (ppmv) PID	Sample Number	Comments
16:30	0:20	1.0				7300	3.0		
	0:40					1.7%	3.8		
	1:00					1.3%	3.9		
	1:20					8100	3.7		
	1:40					5000	3.3		
	2:00					2800	3.1		
	2:30					2076	2.9		
	3:00					404	1.6		
	3:30					194	1.4		
	4:00					108	1.2		
	4:30					96	1.0		
	5:00					90	1.0		
	5:30					86	1.0		
	6:00					82	1.0		
	6:30					81	0.9		

TEST COMMENTS _____

F = 1.7% 0:40 1

SUMMARY: PEAK EMISSIONS P = 3.9 TIME 1:00 TAU 1

STEADY STATE EMISSIONS 90 TIME 5:00 TAU 8

1.0 5.00 8

EMISSIONS MEASUREMENT FIELD LOG

DATE 05-04-04 SAMPLERS HWR

LOCATION ASCON BORING # 11

SURFACE DESCRIPTION DISTURBED AREA - CLEAN SAND ON TOP OF NATIVE

CURRENT ACTIVITY FORMER LANDFILL

INSTRUMENT TYPE TVA 1000 ID NO. _____ TYPE _____ ID NO. _____

AMBIENT P: 0.57 F: 1.53 (LEAKING ABOVE GROUND ST TANK NEARBY)

6'

BELOW SURFACE

START TIME 11:30

Time	Sweep Air (L/min)	Residence Number	Air Temp (C°) Chamber	Air Temp (C°) Ambient	Real-Time (ppmv) FID	Real-Time (ppmv) PID	Sample Number	Comments
0:20	1.0				11	30		
0:40					24	27		
1:00					20	27		
1:20					15	25		
1:40					14	24		
2:00					9	21		
2:30					5	18		
3:00					4	12		
3:30					3	11		
4:00					2	23		
4:30					2	7		
5:00					6	2		
5:30					5	2		
6:00					2	4		
6:30					2	4		
7:00					2	3		
8:00					2	3		

TEST COMMENTS _____

F = 24 0:40 1

SUMMARY: PEAK EMISSIONS P= 30 TIME 0:20 TAU 1

STEADY STATE EMISSIONS 6 TIME 5:00 TAU 8

2/5 5:00/4:30 8/7

DATE 05-04-04 SAMPLERS HWR

LOCATION ASCON, BORING # PNL-11

SURFACE DESCRIPTION DISTURBED AREA, CLEAN SAND OVER NATIVE SOIL

CURRENT ACTIVITY FORMER LANDFILL

INSTRUMENT TYPE TVA-1000 ID NO. R3986 TYPE _____ ID NO. _____

AMBIENT P 2.8 F: 4.6

9'

START TIME 11:47

Time	Sweep Air (L/min)	Residence Number	Air Temp (C°) Chamber	Air Temp (C°) Ambient	Real-Time (ppmv) FID	Real-Time (ppmv) PID	Sample Number	Comments
0:20	1.0				15	1.3		
1:40					2000	4		
1:00					6001	23		
1:20					6465	29		
1:40					6330	28		
2:00					6002	27		
2:30					5850	27		
3:00					5610	27		
3:30					5490	28		
4:00					5250	28		
4:30					5002	28		
5:00					4900	27		
5:30					4830	28		
6:00					4720	27		
6:30					4388	27		
7:00					4120	26		
7:30					3800	25		
8:00					3490	23		
8:30					3000	22		
9:00					2740	19		
9:30					2780	19		
10:00					2800	18		
10:30					2809	19		
11:00					2724	18		
11:30					2550	18		
12:00					2312	17		
12:30					2130	16		
13:00					1880	16		
13:30					1730	15		

TEST COMMENTS SUSPECTED STYRENE LOCATION.

F: 6465 1:20 2

SUMMARY: PEAK EMISSIONS P = 29 TIME 1:40 TAU 2

STEADY STATE EMISSIONS 4900/3000 TIME 5:00/8:30 TAU 8/13

27/20 5:00/9:00 8/14

DATE 05 · 04 · 04 SAMPLERS HWR

LOCATION ASCON BORING # PNL 11

SURFACE DESCRIPTION DISTURBED SAND OVER NATIVE SOIL

CURRENT ACTIVITY FORMER LANDFILL

INSTRUMENT TYPE TVA · 1000 ID NO. _____ TYPE _____ ID NO. _____

AMBIENT P = 0.47 F = 2.9

12'

Time	Sweep Air (L/min)	Residence Number	Air Temp (C°) Chamber	Air Temp (C°) Ambient	Real-Time (ppmv) FID	Real-Time (ppmv) PID	Sample Number	Comments
12:10 0:20	1.0				2500	18		
1:40					2078	48		
1:00					1400	41		
1:30					812	31		
2:00					489	22		
2:30					160	12		
3:00					87	9		PNL-11-12-DHF
3:30					56	8		
								CAN SAMPLE
								CAN 06771
								ODOR SAMPLE
10:00					131	16		PNL 11-12 DHF
10:30					143	16		
11:00					141	16		
11:30					165	16		
12:00					137	14		
12:30				?	111	12		
13:00					96	11		
13:30					89	11		
14:00					86	11		
								PROBLEM
								PULLING ODOR.
				FLUX CHAMBER COMPLETELY IMMERSED IN SAND/OIL/LIQUID SLURRY--WHEN REMOVED AFTER TEST —				
				DISTINCT		STYRENE		ODOR

TEST COMMENTS SUSPECTED STYRENE LOCATION

??? F: 2500 0:20 1

SUMMARY: PEAK EMISSIONS P: 48 TIME 0:40 TAU 1

STEADY STATE EMISSIONS ? TIME ? TAU ?

? ? ?

EMISSIONS MEASUREMENT DATA FORM

DATE 03-16-04 SAMPLERS CES / HWR

LOCATION ASCON BORING PNL-12

SURFACE DESCRIPTION DRY OPEN SOIL, WEEDS

CURRENT ACTIVITY FORMER LANDFILL

INSTRUMENT TYPE FOX TVA 1000 ID NO. 3343680 TYPE _____ ID NO. _____

AMBIENT F.I.D = 2.3 PID = 1.2

3'

START 11:40

Time	Sweep Air (L/min)	Residence Number	Air Temp (C°) Chamber	Air Temp (C°) Ambient	Real-Time (ppmv) FID	Real-Time (ppmv) PID	Sample Number	Comments
0.5					6200	11.7		PNL-12-100DHF ← UHP ODOR BAG BLANK
0.75					4700	10.5		(TAKEN THROUGH
1.00					4620	10.7		TAP SAMPLE LINE)
1.25					4240	10.3		
1.5					4013	10.2		PNL-12-100DHF
1.75					3550	9.5		CAN # 06775
2.0					3002	8.9		UHP AIR CAN BLANK
2.25					2443	8.3		(TAKEN THROUGH
2.5					2154	7.7		SAMPLE LINE)
2.75					1994	7.3		
3.0					1823	7.2		
3.25					1760	7.1		
3.5					1671	6.9		
3.75					1530	6.8		
4.0					1403	6.7		
4.25					1379	6.7		
4.5					1461	6.7		
4.75					1434	6.5		
5.0					1500	6.4		
5.25					1528	6.4		
5.5					1580	6.4		
5.75					1620	6.5		
6.0					1625	6.5		
6.25					1780	6.9		
6.5					2018	7.7		
6.75					2273	8.7		
7.0					2062	8.5		
7.25					2012	8.6		
7.5					2003	8.9		
7.75					1892	8.7		
8.0					1778	8.8		
8.25					1849	9.6		
8.5					1790	9.5		
8.75					1714	9.4		
9.0					1640	9.5		
9.25					1617	10.0		
9.5					1540	10.0		
9.75					1490	10.2		
10.00					1474	10.6		
~~10.25~~					~~1485~~	~~11.0~~		
10.5					1483	11.5		
10.75								
11.00								

TEST COMMENTS _____

SUMMARY: PEAK EMISSIONS _____ TIME 1427 11.5 TAU _____

STEADY STATE EMISSIONS _____ TIME 1409 11.5 TAU _____

F: 6200 0:30 1

P: 11.7 0:30 1

1500 5:00 8

6A 5:00 8

EMISSIONS MEASUREMENT DATA FORM

DATE 03-16-04 SAMPLERS CES / HWR

LOCATION ASCON BORING PNL-12

SURFACE DESCRIPTION DRY OPEN SOIL, ICE PLANT, WEEDS

CURRENT ACTIVITY FORMER LANDFILL

INSTRUMENT TYPE FOX TVA 1000 ID NO. _____ TYPE _____ ID NO. _____

AMBIENT FID = 1.27 PID = 0.95

9'

START TIME 12:00

Time	Sweep Air (L/min)	Residence Number	Air Temp (C°) Chamber	Air Temp (C°) Ambient	Real-Time (ppmv) FID	Real-Time (ppmv) PID	Sample Number	Comments
0.5					0.95%	5.9		
1.0					4890	5.3		
1.25					3217	4.8		
1.5					2280	4.2		
1.75					1000	3.3		
2.0					600	2.9		
2.25					400	2.6		
2.5					300	2.4		
2.75					230	2.2		
3.0					170	2.1		
3.25					140	2.0		
3.5					115	1.9		
4.0					90	1.8		
4.5					77	1.7		
5.0					71	1.7		
5.5					65	1.6		
6.0					63	1.6		
6.5					59	1.5		
7.0					55	1.4		
7.5					51	1.4		
8.0					47	1.4		
8.5					45	1.3		
9.0					42	1.3		
9.5					39	1.3		
10.0					38	1.3		

TEST COMMENTS _____

F: 9500 0:30 1

SUMMARY: PEAK EMISSIONS P: 5.9 TIME 0:30 TAU 1

STEADY STATE EMISSIONS 71 TIME 5:00 TAU 8

1.7 5:00 8

EMISSIONS MEASUREMENT DATA FORM

DATE 03-16-04 SAMPLERS CRS / HWR

LOCATION ASCON BORING PNL-12

SURFACE DESCRIPTION DRY OPEN SOIL, WEEDS, WOOD CHIPS

CURRENT ACTIVITY FORMER LANDFILL

INSTRUMENT TYPE FOX TVA ID NO. _____ TYPE _____ ID NO. _____

AMBIENT FID: -0.58 PID: 0.51

15' BELOW SURFACE

START TIME 12:21

Time	Sweep Air (L/min)	Residence Number	Air Temp (C°) Chamber	Air Temp (C°) Ambient	Real-Time (ppmv) FID	Real-Time (ppmv) PID	Sample Number	Comments
0.5	1.0				14.65%	11.8		
0.75					13.5%	9.3		
1.0					5.4%	17.45		
1.25					1.24%	19.8		
1.5					5310	19.3		
1.75					3100	17.6		
2.0					1977	15.4		
2.25					1630	14.3		
2.5					1348	14.0		PNL-12-15DHF
								CANISTER 06774
4.5					224	4.5		
								PNL-12-15RDHF
								CANISTER 06773
6.5					137	11.0		
7.0					203	12.0		
7.5					181	10.7		NO ODOR BAG
8.0					153	8.6		DUE TO LOW
8.5					138	6.9		TVA READINGS.
9.0					134	6.4		
9.5					134	6.4		
10.0					133	6.3		
10.5					130	6.2		
11.0					129	6.2		
11.5					125	6.1		
12.0					121	5.9		
12.5					118	6.0		
13.0					115	5.9		

TEST COMMENTS _____

F: 14.65% 0:30 1

SUMMARY: PEAK EMISSIONS P: 19.8 TIME 1:15 TAU 2

STEADY STATE EMISSIONS 224/134 TIME 5:00/9:00 TAU 8/14

4.5/6.2 5:00/10:00 8/16

DATE 03-16-04 SAMPLERS CES / HWR

LOCATION ASCON BORING PNL-12

SURFACE DESCRIPTION DRY OPEN SOIL, WEEDS, WOOD CHIPS

CURRENT ACTIVITY FORMER LANDFILL

INSTRUMENT TYPE FOX TVA-1000 ID NO. _____ TYPE _____ ID NO. _____

AMBIENT FID = 1.6 PID = 0.86

21' BELOW SURFACE

12:46

Time	Sweep Air (L/min)	Residence Number	Air Temp (C°) Chamber	Air Temp (C°) Ambient	Real-Time (ppmv) FID	Real-Time (ppmv) PID	Sample Number	Comments
0.5					>24%	7.7		
0.75					>24%	9.3		
1.0					20%	13.92		
1.25					6900	13.36		
1.5					5302	11.9		
1.75					2056	10.9		
2.0					1438	10.1		
2.25					1023	9.3		
2.5					883	8.7		
2.75					700	7.9		
3.0					601	7.3		
3.25					553	6.9		
3.5					510	6.5		
3.75					480	6.2		
								PNL-12-21DHF ODOR BAG.
6.5					>24%	12.1		
7.0					17%	12.0		
7.25					4.7%	16.5		
7.5					872	15.9		
7.75					2940	12.4		
8.0					1430	11.1		
8.25					872	9.9		
8.5					609	9.1		
8.75					452	8.5		
9.0					314	7.9		
9.5					172	7.2		
10.0					93	6.3		
10.5					59.8	5.6		
11.0					49.7	4.9		
11.5					38.6	4.5		
12.0					34.5	4.2		
12.5					26.1	3.9		
13.0					21.3	3.6		

TEST COMMENTS CHAMBER HAD BEEN SITTING IN APPROX 3/4" OF WATER IN THE BOTTOM OF TEST BORING.

> 24% 0:30 1

SUMMARY: PEAK EMISSIONS 16.5 TIME 7:15 TAU 11

STEADY STATE EMISSIONS 480 / 300 TIME 5:00 / 8:45 TAU 8 / 15

6 / 8 5:00 / 9:00 8 / 14

DATE 03-15-04 SAMPLERS CRS / LWR

LOCATION 1 SCON BORING PNL-[redacted]13

SURFACE DESCRIPTION DRY OPEN SOIL & WEEDS

CURRENT ACTIVITY FORMER LANDFILL

INSTRUMENT TYPE FOX F.D OVA ID NO. _____ TYPE PID ID NO. _____

AMBIENT BACKGROUND 3 ppm 0.0

6 FEET BELOW SURFACE

11.25

Time	Sweep Air (L/min)	Residence Number	Air Temp (C°) Chamber	Air Temp (C°) Ambient	Real-Time (ppmv) FID	Real-Time (ppmv) PID	Sample Number	Comments
0					>[redacted]1%	38		30 SECONDS
1					10%	36		CHANGED INSTRUMENTS
1.5					5%	42		TO TVA
1.6					8000	39		
2.0					3100	31		
2.5					1600	25		
3.0					1100	21		
3.25					880	18		
3.5					800	18		
3.75					720	16		
4.0					670	16		
4.25					620	15		
4.50					600	14		
4.75					580	14		
5.0					570	14		
5.25					560	13		
5.5					550	13		
5.75					550	13		
6.00					540	12		
6.25					540	12		
6.5					540	12		
6.75					540	12		
7.0					540	12		
7.25					540	11		
7.5					540	11		
7.75					540	11		
8.0					540	11		
8.5					540	11		SWITCHED INSTRUMENTS
								TO OVA & P.D

TEST COMMENTS _____

F = 10% 1:00 1

SUMMARY: PEAK EMISSIONS P: 38 TIME 0:20 TAU 1

STEADY STATE EMISSIONS 570 TIME 5:00 TAU 8

14 5:00 8

EMISSION MEASUREMENT [illegible]

DATE 03-15-04 SAMPLERS CES / HWR

LOCATION ASCON BORING PNL-13

SURFACE DESCRIPTION DRY OPEN SOIL & WEEDS

CURRENT ACTIVITY FORMER LANDFILL

INSTRUMENT TYPE FOX TVA ID NO. _____ TYPE _____ ID NO. _____

AMBIENT (OR FOX OVA-8 & TE P.I.D)

AMBIENT 2.2 0.0

12' BELOW SURFACE

1144

Time	Sweep Air (L/min)	Residence Number	Air Temp (C°) Chamber	Air Temp (C°) Ambient	Real-Time (ppmv) FID	Real-Time (ppmv) PID	Sample Number	Comments
0.25	1.0				4600	58		FOX TVA
0.5					4800	65		
0.75					3000	67		
1.0					2200	64		
1.25					1500	59		
1.5					1400	56		CANISTER PNL-13-12DHF
								CAN # 6760
3.5					3100	98		START ODOR BAG
7.0					2600	81		
8.0					1000	56		
8.5					600	48		
8.75					430	43		
9.0					380	38		
9.25					390	37		
9.5					350	35		
9.75					300	34		
10					240	33		
10.25					190	32		
10.5					170	32		
10.75					160	32		
11.0					140	31		
12.0					75	25		SWITCHED INSTS TO FID & PID
12:03	CALIBRATED FID WITH INSTALLED DILUTER WITH 1% METHANE TO READ 1000 PPM							

TEST COMMENTS _____

F = 4800 0:30 1

SUMMARY: PEAK EMISSIONS P = 98 TIME 3.5 TAU 6

STEADY STATE EMISSIONS 3000/400 TIME 5:00/9:00 TAU 8/14

98/35 5:00/9:30 8/14

DATE 03-15-04 SAMPLERS CES / 4WR

LOCATION ASCON, BORING PNL-13

SURFACE DESCRIPTION DRY OPEN SOIL & WEEDS

CURRENT ACTIVITY FORMER LANDFILL

INSTRUMENT TYPE FOX TVA ID NO. _____ TYPE _____ ID NO. _____

AMBIENT → FID = 2.6 PID = 2.2

18' BELOW SURFACE

Time	Sweep Air (L/min)	Residence Number	Air Temp (C°) Chamber	Air Temp (C°) Ambient	Real-Time (ppmv) FID	Real-Time (ppmv) PID	Sample Number	Comments
.5					7000	236		
					6200			
2.0					3200	256		
2.25					2247	233		
3.0					2154	230		
3.25					2084	227		
3.5					2000	224		
3.75					1934	220		
4.00					1872	216		
4.25					1798	210		
4.5					1781	208		
4.75					1748	205		
5.0					1713	203		
5.25					1692	200		
5.5					1673	198		
5.75					1642	196		
6.00					1641	195		
6.25					1624	193		
6.5					1612	191		
6.75					1584	188		
7.0					1592	187		
7.25					1581	185		
7.5					1577	184		
7.75					1565	183		
8.0					1567	182		
8.25					1554	181		
8.5					1560	180		
9.0					1556	178		
9.5					1559	176		
10.0					1573	175		
10.5					1595	174		
11.0					1588	171		
11.5					1577	169		
12.0					1563	168		

TEST COMMENTS _____

>10,000 0:30 1

SUMMARY: PEAK EMISSIONS 256 TIME 2:00 TAU 3

STEADY STATE EMISSIONS 173 TIME 5:00 TAU 8

203 5:00 8

EMISSIONS MEASUREMENT DATA

DATE 03-15-04 SAMPLERS CES / HWR

LOCATION ASCON BORING PNL-13

SURFACE DESCRIPTION DRY OPEN SOIL

CURRENT ACTIVITY FORMER LANDFILL

INSTRUMENT TYPE FOX TVA ID NO. _____ TYPE _____ ID NO. _____

AMBIENT F.I.D = 1.8 ppm P.I.D = 1.4 ppm.

24' BELOW SURFACE LEVEL 12:45

Time	Sweep Air (L/min)	Residence Number	Air Temp (C°) Chamber	Air Temp (C°) Ambient	Real-Time (ppmv) FID	Real-Time (ppmv) PID	Sample Number	Comments
0.5	1.0							
1.5					25000	61		SWITCHED TO
[illegible]								FOX OVA +
3.0					22000	55		TE P.I.D
3.5						41		
4.0					10200	21		
5.0					200	14		
5.5					80	14		
6.0					50	11		
6.25								
6.5					50	10		SWITCHED BACK
								TO TVA
7.25					48	10		
7.5					54	11		
7.75					56	11		
8.0					61	11		
8.5					74	11		
8.75					90	11		
9.0					97	11		
9.25					112	11		
9.5					120	11		
9.75					140	11		
10.0					150	11		
10.25					170	11		
10.5					200	11		
10.75					217	11		
11.0					240	11		
11.25					270	11		
11.5					300	11.2		
11.75					340	11.4		
12.0					360	12.0		
12.25					380	12.0		
12.5					430	12.0		
12.75					460	12.0		
13.0					480	12.0		

TEST COMMENTS _____

F: 25,000 1:30 2

SUMMARY: PEAK EMISSIONS 61 TIME 1:30 TAU 2

STEADY STATE EMISSIONS 200 TIME 5:00 TAU 8

14 5:00 8

DATE 05-03-04 SAMPLERS HWR

LOCATION ASCON, BORING # PNL-14

SURFACE DESCRIPTION DRY, GRAVELLY SOIL & WEEDS

CURRENT ACTIVITY FORMER LANDFILL

INSTRUMENT TYPE TVA-1000 ID NO. _____ TYPE _____ ID NO. _____

AMBIENT P = 1.6 ppm F = 6.5 ppm

9'

START TIME 11:13

Time	Sweep Air (L/min)	Residence Number	Air Temp (C°) Chamber	Air Temp (C°) Ambient	Real-Time (ppmv) FID	Real-Time (ppmv) PID	Sample Number	Comments
:20					199	23		
:40					336	50		
1:00					466	53		
1:30					527	56		
2:00					595	60		
2:30					450	49		
3:00					155	28		
3:30					120	23		
4:00					91	18		
4:30					71	14		
5:00					63	12		
5:30					59	11		
6:00					58	11		
6:30					56	10		
7:00					55	10		

TEST COMMENTS ABOVE THE WASTE LAYER, POSSIBLY RIGHT AT SOIL-FILL / WASTE INTERFACE AS INDICATED BY SOIL SAMPLES

F: 595 2:00 3

SUMMARY: PEAK EMISSIONS P: 60 TIME 2:00 TAU 3

STEADY STATE EMISSIONS 63 TIME 5:00 TAU 8

12 5:00 8

DATE 05-03-04 SAMPLERS HWR

LOCATION ASCOW, BORING # PNL-14

SURFACE DESCRIPTION DRY, GRAVELLY SOIL & WEEDS

CURRENT ACTIVITY FORMER LANDFILL

INSTRUMENT TYPE TVA-1000 ID NO. _____ TYPE _____ ID NO. _____

AMBIENT P: 2.2 F: 8.7

15'

START TIME 11:30

Time	Sweep Air (L/min)	Residence Number	Air Temp (C°) Chamber	Air Temp (C°) Ambient	Real-Time (ppmv) FID	Real-Time (ppmv) PID	Sample Number	Comments
0:20	1.0				5000	60		
0:40					2600	42		
1:00					1000	30		
1:20					750	26		
1:40					50	7		
2:00					34	5		
3:00					30	5		
4:00					28	5		
5:00					27	5		
6:00					25	5		
6:30					23	5		
7:00					21	4		
7:30					19	4		

TEST COMMENTS _____

F: 5000 0:20 1

SUMMARY: PEAK EMISSIONS P: 60 TIME 0:20 TAU 1

STEADY STATE EMISSIONS 27 TIME 5:00 TAU 8

5 5:00 8

DATE 05-03-04 SAMPLERS HWR

LOCATION ASCON, BORING PNL-14

SURFACE DESCRIPTION DRY, GRAVELLY SOIL & WEEDS

CURRENT ACTIVITY FORMER LANDFILL

INSTRUMENT TYPE TVA-1000 ID NO. _____ TYPE _____ ID NO. _____

AMBIENT P-1.0 F = 4.6

21'

BELOW SURFACE

START TIME 1:50

Time	Sweep Air (L/min)	Residence Number	Air Temp (C°) Chamber	Air Temp (C°) Ambient	Real-Time (ppmv) FID	Real-Time (ppmv) PID	Sample Number	Comments
0:20	1.0				FLAMEOUT			
0:40					FLAMEOUT			
1:00					INSTALLED DILUTER			
2:00					1.86%	21		
2:30					1.87%	20		
3:00					1.95%	21		
3:30					1.95%	21		CAN. STEP
								PNL-14-21DAF
6:00					1.39%	16.4 ppm		CAN # 06768
6:30					1.33%	16.9		
								BAG SAMPLE
								PNL-14-21DHE
10:00					1.6%	16.4		
10:30					1.5	17.7		
11:00				INSTALLED	CHARCOAL	FILTER IN LINE		
11:30					1.37%	0.32		(WITH DILUTER STILL
								INSTALLED)
12:30					1.38%	0.28		
13:00					1.4%	0.27		
13:30					1.4%	0.26		REMOVED CHARCOAL
14:30					1.4%	19.8 ppm		
15:00					1.5%	20		
15:30					1.5%	20		
16:00					1.4%	20 ppm		

TEST COMMENTS _____

> 2% 0:40 1

SUMMARY: PEAK EMISSIONS 21 TIME 2:00 TAU 3

STEADY STATE EMISSIONS 1.5% TIME 5:00 TAU 8

16.4 5:00 8

DATE 05-03-04 SAMPLERS HWR

LOCATION ASCON BORING PNL-14

SURFACE DESCRIPTION DRY, GRAVELLY SOIL & WEEDS

CURRENT ACTIVITY FORMER LANDFILL

INSTRUMENT TYPE TVA-1000 ID NO. _____ TYPE _____ ID NO. _____

AMBIENT P = 0.9 F = 5.5

27'

START TIME 12:19

Time	Sweep Air (L/min)	Residence Number	Air Temp (C°) Chamber	Air Temp (C°) Ambient	Real-Time (ppmv) FID	Real-Time (ppmv) PID	Sample Number	Comments
0:20	1.0				FLAMEOUT - INSTALLED			
:40					DILUTER			
1:00					1.6%	18 ppm		
1:20					1.5%	18 ppm		
1:40					1.5	18		
2:00					1.5 %	18		
2:30					1.5 %	18		
3:00					1.1%	18		
3:30					0.97%	16 ppm		
4:00					6800 ppm	14		
4:30					4900	15		REMOVED DILUTER
5:00					1430	10 ppm		
5:30					800 ppm	9 ppm		
6:00					378	7		
6:30					290	7		
7:00					200	6		
7:30					165 ppm	6		
8:00					125	5		
8:30					117	5		
9:00					103	5		
9:30					95	5		
10:00					89	5		

TEST COMMENTS SOIL SAMPLES INDICATE THIS LOCATION IS UNDER THE WASTE OR AT THE LOWER WASTE/SOIL INTERFACE.

F = > 1.6% 0:40 1

SUMMARY: PEAK EMISSIONS 18 TIME 1:00 TAU 1

STEADY STATE EMISSIONS 1430/175 TIME 5:00/7:00 TAU 8/11

10/7 5:00/6:30 8/8

PRETEST CALIBRATION

05-05-04 0650

TVA - 1000

	PID	FID
AMBIENT AIR	0.36	2.04
100 PPM METHANE	(0.71)	95.61
1.0 % METHANE	(0.03)	1.01%
100 PPM ISOBUTYLENE	77.4	(154)

POST CALIBRATION

05-05-04 15:04

	P.D	F.D
AMBIENT	0.23	3.60
100 PPM METHANE	(0.29)	97.06
1.0 % METHANE	(0.07)	1.01%
100 PPM ISOBUTYLENE	65.3	(165)

PRETEST CALIBRATION
05-04-04
ASCON, TVA-1000

	PID	FID
AMBIENT	0.19	3.36
100 ppm METHANE	(0.32)	98.7
1.0% METHANE	(-0.01)	97.03 ppm
100 ppm ISOBUTYLENE.	63.4	(154)

POST - TEST
CALIBRATION
05-04-04 17:02

	PID	FID
AMBIENT	0.20	2.3
100 ppm METHANE		1.01%
1.0% METHANE		100 ppm
100 ppm ISOBUTYLENE	46.8 ppm	

ASCON LANDFILL

PRETEST CALIBRATION

05-03-04

	P.I.D	F.I.D
AMBIENT	0.14	2.9
100 PPM METHANE	(0.4)	90.1
1.0 % METHANE		EXCEEDED ALARM.
100 PPM ISOBUTYLENE	93.8	(135)

POST CALIBRATION

CE Schmidt, Ph.D.
Environmental Consultant

ATTACHMENT A

EMISSION MEASUREMENT DATA SHEETS

Phase II- Bucket Auguring/Control Agent Testing

19200 Live Oak Road Red Bluff, CA 96080 (530) 529-4256 Fax- 4878

SURFACE FLUX MEASUREMENT DATA FORM

DATE 05-10-04 SAMPLERS HWR

LOCATION ASCON LANDFILL

SURFACE DESCRIPTION SYSTEM BLANK IN BACK OF VEHICLE

CURRENT ACTIVITY ON TEFLON SHEET

INSTRUMENT TYPE TVA 1000 I.D. NO. _____ TYPE _____ ID NO. _____

INSTRUMENT BASELINE _____

PROJECT QC: BACKGROUND MEASUREMENTS ☐ BLANK MEASUREMENTS ☒ REPLICATE MEASUREMENTS ☒
AMBIENT CONCENTRATIONS _____

CHAMBER I.D. _____ PHOTO TAKEN: Yes ☐ No ☒ _____

CHAMBER SEAL YES CONDENSATION: Yes ☐ No ☒ BARM PRESS _____

AMBIENT CONDITIONS: Sun ☐ P.Sun ☐ Cloudy ☐ Wind at 5', ____ mph Wind at Seal, ____ mph
INSIDE VEHICLE

TEMP _____ RAIN: Yes ☐ No ☒ Comment INSIDE VEHICLE

PRIOR CHAMBER CLEANING: Full Wash ☒ Wet Wipe ☐ Dry Wipe ☐ None ☐ _____

SAMPLE LINE: BACK FLUSHED PRIOR TO START ☐ PURGED PRIOR TO SAMPLING ☒ New ☒ Used ☐

SWEEP AIR UHP CC 28382 SUPPLIER S/M PSIG START 2000 PSIG STOP _____

Time	Sweep Air (L/min)	Residence Number	Temperature (°F) Chamber Surf	Chamber Air	Ambient Surf	Ambient Air	Real-Time (ppmv) O.D	FID	Sample Number	Comments
0956	5.0	0								-29" Hg
1002	↓	1								
1008		2								
1014		3								
1020		4					0.01	0.72		CANISTER #
1026		5						PNL-100	SF	06762
							0.01	0.71		
							0.01	0.59		
							0.01	0.61		

COMMENTS:

SYSTEM BLANK

SITE DIAGRAM

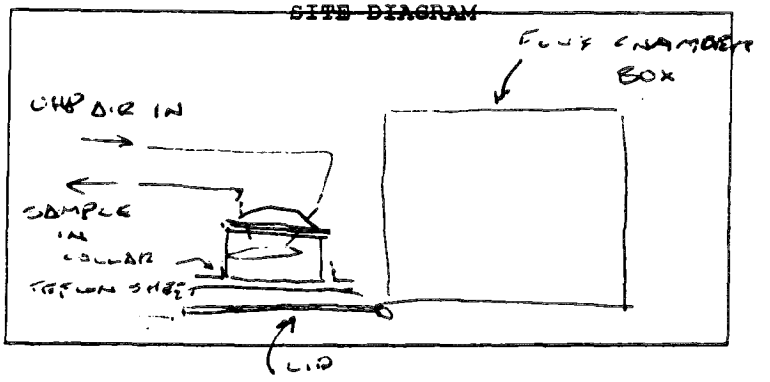

BA 1

SURFACE FLUX MEASUREMENT DATA FORM

DATE 05·10·04 SAMPLERS HWR

LOCATION ASCON LANDFILL NEAR BORING PNL-1

SURFACE DESCRIPTION DRY, GRAVELLY SOIL, WEEDS

CURRENT ACTIVITY FORMER LANDFILL

INSTRUMENT TYPE TVA 1000 I.D. NO. B3986 TYPE _____ ID NO. _____

INSTRUMENT BASELINE _____

PROJECT QC: BACKGROUND MEASUREMENTS ☐ BLANK MEASUREMENTS ☒ REPLICATE MEASUREMENTS ☒

AMBIENT CONCENTRATIONS P= 0.23 F= 2.12

CHAMBER I.D. [redacted] T (B) PHOTO TAKEN: Yes ☐ No ☐ _____

CHAMBER SEAL YES CONDENSATION: Yes ☒ No ☐ BARM PRESS _____

AMBIENT CONDITIONS: Sun ☒ P.Sun ☐ Cloudy ☐ Wind at 5', 11 mph Wind at Seal, 1 mph

TEMP 75°F RAIN: Yes ☐ No ☒ Comment _____

PRIOR CHAMBER CLEANING: Full Wash ☐ Wet Wipe ☐ Dry Wipe ☒ None ☐ _____

SAMPLE LINE: BACK FLUSHED PRIOR TO START ☒ PURGED PRIOR TO SAMPLING ☒ New ☐ Used ☐

SWEEP AIR UHP CC CC28332 SUPPLIER SIM PSIG START 2000 PSIG STOP _____

Time	Sweep Air (L/min)	Residence Number	Temperature (°F) Chamber Surf	Chamber Air	Ambient Surf	Ambient Air	Real-Time (ppmv) P(1)	F(1)	Sample Number	Comments
1600	5.0	0								
1606	↓	1								
1612	↓	2								
1618	↓	3								
1624	↓	4					29.96	131		SAN #
1630	↓	5	77	75	70	75°			PNL-BA1-175FU	S100524 OR
							28.9	123		00377
									PNL-BA1-175FU	ODOR BAG
							22.4	104		

COMMENTS:

PNL-1 UNCONTROLLED

SITE DIAGRAM

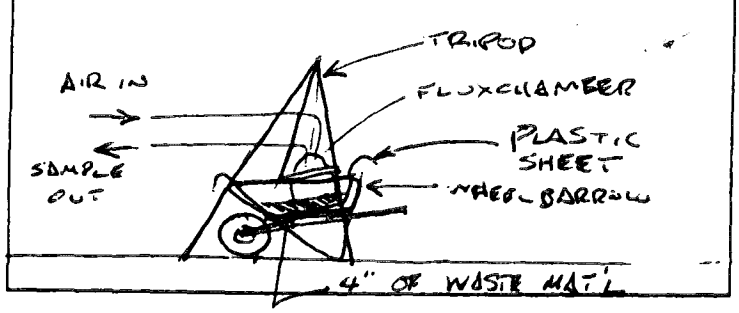

SURFACE FLUX MEASUREMENT DATA FORM

DATE 05-11-04 SAMPLERS HWR

LOCATION ASCOM LANDFILL BORING PNLBA 8

SURFACE DESCRIPTION DRY, GRAVELLY SOIL & WEEDS, TEST SOIL = MOIST

CURRENT ACTIVITY FORMER LANDFILL CONTAMINATED SOIL

INSTRUMENT TYPE TVA-1000 I.D. NO. R3986 TYPE _____ ID NO. _____

INSTRUMENT BASELINE _____

PROJECT QC: BACKGROUND MEASUREMENTS ☐ BLANK MEASUREMENTS ☒ REPLICATE MEASUREMENTS ☒
AMBIENT CONCENTRATIONS _____

CHAMBER I.D. T PHOTO TAKEN: Yes ☒ No ☐ _____

CHAMBER SEAL YES CONDENSATION: Yes ☒ No ☐ BARM PRESS _____

AMBIENT CONDITIONS: Sun ☒ P.Sun ☐ Cloudy ☐ Wind at 5', 10 mph Wind at Seal, 1 mph

TEMP _____ RAIN: Yes ☐ No ☒ Comment _____

PRIOR CHAMBER CLEANING: Full Wash ☒ Wet Wipe ☐ Dry Wipe ☐ None ☐ _____

SAMPLE LINE: BACK FLUSHED PRIOR TO START ☒ PURGED PRIOR TO SAMPLING ☒ New ☐ Used ☐

SWEEP AIR UHP CC 28382 SUPPLIER SIM PSIG START 1900 PSIG STOP _____

Time	Sweep Air (L/min)	Residence Number	Temperature (°F) Chamber Surf	Chamber Air	Ambient Surf	Ambient Air	Real-Time (ppmv) PID	FID	Sample Number	Comments
11:18	5.0	0								-29 "Hg
11:24	↓	1								
11:30		2								
11:36		3					51	377		
11:42		4					59.2	382		CANISTER #
11:48	↓	5					63.1	357	[redacted]	06772
									PNLBA8-17-SFU	
									ODOR BAG PNLBA8-17-SFU	

COMMENTS:

BORING #8 UNCONTROLLED

~~SITE DIAGRAM~~

SEE DIAGRAM PNLBA-1

SURFACE FLUX MEASUREMENT DATA FORM

DATE 05-11-04 SAMPLERS HWR

LOCATION ASCON BORING #8

SURFACE DESCRIPTION MOIST, CONTAMINATED SOIL

CURRENT ACTIVITY FORMER LANDFILL

INSTRUMENT TYPE TVA 1000 I.D. NO. 123886 TYPE _____ ID NO. _____

INSTRUMENT BASELINE _____

PROJECT QC: BACKGROUND MEASUREMENTS ☐ BLANK MEASUREMENTS ☒ REPLICATE MEASUREMENTS ☒

AMBIENT CONCENTRATIONS P = 2.56, F = 7.71

CHAMBER I.D. T PHOTO TAKEN: Yes ☐ No ☐ _____

CHAMBER SEAL YES CONDENSATION: Yes ☒ No ☐ BARM PRESS _____

AMBIENT CONDITIONS: Sun ☒ P.Sun ☐ Cloudy ☐ Wind at 5', 11 mph Wind at Seal, 2 mph

TEMP 73°F RAIN: Yes ☐ No ☒ Comment _____

PRIOR CHAMBER CLEANING: Full Wash ☐ Wet Wipe ☐ Dry Wipe ☐ None ☐ _____

SAMPLE LINE: BACK FLUSHED PRIOR TO START ☐ PURGED PRIOR TO SAMPLING ☐ New ☐ Used ☐

SWEEP AIR UHP CC 28382 SUPPLIER S/M PSIG START 1850 PSIG STOP _____

Time	Sweep Air (L/min)	Residence Number	Temperature (°F) Chamber Surf	Chamber Air	Ambient Surf	Ambient Air	Real-Time (ppmv) P.O	F.O	Sample Number	Comments
1204	5.0	0								-28" Hg
1210	↓	1								
1216		2								
1222		3					61	358		
1628		4					66	382		
1234	↓	5	102	91	84	73°	71.04	402	PNLBA8-17-SFC1	
							65	362		00552/SC00544
									OOOR BAG	
									PNLBA8-17-SFC1	

COMMENTS:

CONTROLLED SAMPLE #1
"PETROCLEAN"

SITE DIAGRAM

SEE DIAGRAM PNL-BA1

SURFACE FLUX MEASUREMENT DATA FORM

DATE 05-11-04 SAMPLERS HNR

LOCATION ASCON BORING PNLBA-8

SURFACE DESCRIPTION MOIST, DARK-COLORED, CONTAMINATED SOIL

CURRENT ACTIVITY FORMER LANDFILL

INSTRUMENT TYPE TVA 1000 I.D. NO. 23786 TYPE _____ ID NO. _____

INSTRUMENT BASELINE _____

PROJECT QC: BACKGROUND MEASUREMENTS ☐ BLANK MEASUREMENTS ☒ REPLICATE MEASUREMENTS ☒
AMBIENT CONCENTRATIONS P: 7.1 F = 18.2

CHAMBER I.D. T PHOTO TAKEN: Yes ☐ No ☒

CHAMBER SEAL YES CONDENSATION: Yes ☒ No ☐ BARM PRESS _____

AMBIENT CONDITIONS: Sun ☒ P.Sun ☐ Cloudy ☐ Wind at 5', 10 mph Wind at Seal, 1 mph

TEMP 73°F RAIN: Yes ☐ No ☒ Comment _____

PRIOR CHAMBER CLEANING: Full Wash ☒ Wet Wipe ☐ Dry Wipe ☐ None ☐ _____

SAMPLE LINE: BACK FLUSHED PRIOR TO START ☒ PURGED PRIOR TO SAMPLING ☒ New ☐ Used ☐

SWEEP AIR UHP CC 28382 SUPPLIER 1700 PSIG START 5/M PSIG STOP _____

Time	Sweep Air (L/min)	Residence Number	Temperature (°F) Chamber Surf	Chamber Air	Ambient Surf	Ambient Air	Real-Time (ppmv) P.O	F.O	Sample Number	Comments
1315	5.0	0								-24" Hg
1321	↓	1								
1327		2								
1333		3					60	320		
1339		4					59.2	326	CANISTER	
1345	↓	5	96	88	82	73	52.1	318	PNLBA8-17-SFC2	
										0347/SC00075
							51	249	ODOR BAG = 7	
									PNLBA8-17-SFC2	

COMMENTS: APPLIED PRODUCT: "MICROBLAZE"

APPLIED APPROX 20 SPRAYS OVER AREA IN BOTTOM OF WEBBL BARROW (PUMP UP GARDEN-TYPE SPRAYER.

SITE DIAGRAM

SEE DIAGRAM # PNLBA1

SURFACE FLUX MEASUREMENT DATA FORM

DATE 05-11-04 SAMPLERS HWR

LOCATION ASCON BORING # PNLBA-8

SURFACE DESCRIPTION DARK, MOIST, CONTAMINATED SOIL

CURRENT ACTIVITY FORMER LANDFILL

INSTRUMENT TYPE TVA-1000 I.D. NO. 23986 TYPE _____ ID NO. _____

INSTRUMENT BASELINE _____

PROJECT QC: BACKGROUND MEASUREMENTS ☐ BLANK MEASUREMENTS ☒ REPLICATE MEASUREMENTS ☒

AMBIENT CONCENTRATIONS P = 4.9 F = 11.6

CHAMBER I.D. T PHOTO TAKEN: Yes ☐ No ☒

CHAMBER SEAL YES CONDENSATION: Yes ☐ No ☐ BARM PRESS _____

AMBIENT CONDITIONS: Sun ☒ P.Sun ☐ Cloudy ☐ Wind at 5', 11 mph Wind at Seal, 1 mph

TEMP 73°F RAIN: Yes ☐ No ☒ Comment _____

PRIOR CHAMBER CLEANING: Full Wash ☒ Wet Wipe ☐ Dry Wipe ☐ None ☐

SAMPLE LINE: BACK FLUSHED PRIOR TO START ☒ PURGED PRIOR TO SAMPLING ☒ New ☐ Used ☐

SWEEP AIR UHP CC 28382 SUPPLIER [redacted] PSIG START 1500 PSIG STOP _____

Time	Sweep Air (L/min)	Residence Number	Temperature (°F) Chamber Surf	Chamber Air	Ambient Surf	Ambient Air	Real-Time (ppmv) PID	FID	Sample Number	Comments
14:14	5.0	0								-29" Hg
14:20	↓	1								
14:26		2								
14:32		3					59	328		
14:38		4					66	358		
14:44	↓	5	93	85	73	73	69	368	←	PNLBA8-17-SFC3
										0170/SC00219
									BAG SAMPLE ✓	
							52	285		PNLBA8-17-SFC3

COMMENTS: APPLIED PRODUCT "BIOSOLVE" APPLIED APPROX 20 SPRAYS ACROSS AREA IN BOTTOM OF WHEELBARROW

~~SITE DIAGRAM~~

SEE DIAGRAM PNLBA-1

SURFACE FLUX MEASUREMENT DATA FORM

DATE 05-11-04 SAMPLERS HNR

LOCATION ASCON BORING PNLBA-8

SURFACE DESCRIPTION DARK, MOST CONTAMINATED SOIL

CURRENT ACTIVITY FORMER LANDFILL

INSTRUMENT TYPE TVA1000 I.D. NO. 23986 TYPE _____ ID NO. _____

INSTRUMENT BASELINE _____

PROJECT QC: BACKGROUND MEASUREMENTS ☐ BLANK MEASUREMENTS ☒ REPLICATE MEASUREMENTS ☒

AMBIENT CONCENTRATIONS P: F:

CHAMBER I.D. T PHOTO TAKEN: Yes ☐ No ☒ _____

CHAMBER SEAL YES CONDENSATION: Yes ☒ No ☐ BARM PRESS _____

AMBIENT CONDITIONS: Sun ☐ P.Sun ☒ Cloudy ☐ Wind at 5', 8 mph Wind at Seal, 1 mph

TEMP 72°F RAIN: Yes ☐ No ☒ Comment _____

PRIOR CHAMBER CLEANING: Full Wash ☒ Wet Wipe ☐ Dry Wipe ☐ None ☐ _____

SAMPLE LINE: BACK FLUSHED PRIOR TO START ☒ PURGED PRIOR TO SAMPLING ☒ New ☐ Used ☐

SWEEP AIR UHP CC 28382 SUPPLIER SCM PSIG START 1350 PSIG STOP _____

Time	Sweep Air (L/min)	Residence Number	Temperature (°F) Chamber Surf	Chamber Air	Ambient Surf	Ambient Air	Real-Time (ppmv) PID	FID	Sample Number	Comments
15:14	5.0	0								-
15:20	↓	1								
15:26		2								
15:32		3					58	320		
15:38		4					64	324		
15:44		5	89	86	73	72	67	342	PNLBA8-17-SFC4	
							56	299	CWA 0544/SC00067	
									PNLBA8-17-SFC4	
							60	312		

COMMENTS: APPLIED PRODUCT: "ALABASTER CS1" "WITH MICROBES" APPLIED APPROX 20 SPRAYS TO AREA IN BOTTOM OF WISEBARROW.

SITE DIAGRAM

SEE DIAGRAM PNLBA 1

SURFACE FLUX MEASUREMENT DATA FORM

DATE 05-11-04 SAMPLERS HWR

LOCATION ASCON BORING PNLBA 8

SURFACE DESCRIPTION DARK, MOIST CONTAMINATED SOIL

CURRENT ACTIVITY FORMER LANDFILL

INSTRUMENT TYPE TVA 1000 I.D. NO. R3986 TYPE _____ ID NO. _____

INSTRUMENT BASELINE _____

PROJECT QC: BACKGROUND MEASUREMENTS ☐ BLANK MEASUREMENTS ☒ REPLICATE MEASUREMENTS ☒
AMBIENT CONCENTRATIONS _____

CHAMBER I.D. T PHOTO TAKEN: Yes ☐ No ☒ _____

CHAMBER SEAL YES CONDENSATION: Yes ☐ No ☐ BARM PRESS _____

AMBIENT CONDITIONS: Sun ☒ P.Sun ☐ Cloudy ☐ Wind at 5', ____ mph Wind at Seal, ____ mph

TEMP 71°F RAIN: Yes ☐ No ☒ Comment _____

PRIOR CHAMBER CLEANING: Full Wash ☒ Wet Wipe ☐ Dry Wipe ☐ None ☐ _____

SAMPLE LINE: BACK FLUSHED PRIOR TO START ☒ PURGED PRIOR TO SAMPLING ☒ New ☐ Used ☐

SWEEP AIR UHP CC 28382 SUPPLIER Sly PSIG START 1210 PSIG STOP _____

Time	Sweep Air (L/min)	Residence Number	Temperature (°F) Chamber Surf	Chamber Air	Ambient Surf	Ambient Air	Real-Time (ppmv) PID	FID	Sample Number	Comments
1604	5.0	0								-28" Hg
1610	↓	1								
1616		2								
1622		3					39.3	181		
1628		4					41.1	184		
1634	↓	5	98	79	70	71°	40.2	183	PNLBA8-17-SFC5	
										20431/SC00073
									PNLBA8-17-SFC5	
							39.2	173	↑ ODOR BAG	

COMMENTS: APPLIED PRODUCT: "ALIBASTER CSI w/o MICROBES"
APPLIED APPROX 20 SPRAYS OVER AREA OF BOTTOM OF WHEELBARROW

~~SITE DIAGRAM~~

SEE DIAGRAM PNLBA-1

SPRAY VOL TEST =
20 SPRAYS:
(1) = 1 CUP
(2) = 1 1/4 CUP
(3) = 3/4 CUP
SO 20 SPRAYS ≈ 1 CUP OF MASTIC APPLIED TO 8.33 sq. ft.

SURFACE FLUX MEASUREMENT DATA FORM

DATE 05-12-04 SAMPLERS HWR

LOCATION ASCON BORING # PNLBA8

SURFACE DESCRIPTION DARK, MOIST CONTAMINATED SOIL

CURRENT ACTIVITY FORMER LANDFILL

INSTRUMENT TYPE TVA 1000 I.D. NO. R3986 TYPE _____ ID NO. _____

INSTRUMENT BASELINE _____

PROJECT QC: BACKGROUND MEASUREMENTS ☐ BLANK MEASUREMENTS ☒ REPLICATE MEASUREMENTS ☒

AMBIENT CONCENTRATIONS P= 2.9 F: 6.5

CHAMBER I.D. T PHOTO TAKEN: Yes ☐ No ☒ _____

CHAMBER SEAL YES CONDENSATION: Yes ☒ No ☐ BARM PRESS _____

AMBIENT CONDITIONS: Sun ☒ P.Sun ☐ Cloudy ☐ Wind at 5', 8 mph Wind at Seal, ____ mph

TEMP _____ RAIN: Yes ☐ No ☒ Comment _____

PRIOR CHAMBER CLEANING: Full Wash ☒ Wet Wipe ☐ Dry Wipe ☐ None ☐ _____

SAMPLE LINE: BACK FLUSHED PRIOR TO START ☒ PURGED PRIOR TO SAMPLING ☒ New ☐ Used ☐

SWEEP AIR UHP CC 28382 SUPPLIER S/M PSIG START 1000 PSIG STOP _____

Time	Sweep Air (L/min)	Residence Number	Temperature (°F) Chamber Surf	Chamber Air	Ambient Surf	Ambient Air	Real-Time (ppmv) P.D	F.D	Sample Number	Comments
0937	5.0	0								-29" Hg
0943	↓	1								
0949		2								
0955		3					21	80		
1001		4					22	80		
1007	↓	5					21	78	PNLBA8-17-SFC6	
									CAN #	01157/SC00520
									ODOR BAG	PNLBA8-17-SFC6
							19	68		

COMMENTS: APPLIED WATER SPRAY TO MATERIAL IN BOTTOM OF WHEELBARROW

(RE-CHECKED INST. CAL. @ 10:06 - O.K.)

~~SITE DIAGRAM~~

SEE DIAGRAM PNLBA-1

WATER SPRAY TEST, 20 SPRAYS =

① 2/3 CUP
② 3/4 CUP
③ 3/4 CUP

THIS SPRAYER TYPICAL OF ALL OTHER AGENTS EXCEPT DLABOS-BRS.

0.92 CUPS

714-822-4689 DAVE CELL

SURFACE FLUX MEASUREMENT DATA FORM

DATE 05-12-04 SAMPLERS HWR

LOCATION ASCOW BORING # PNLBA8 - 17'

SURFACE DESCRIPTION DARK, MOIST, STICKY CONTAMINATED SOIL

CURRENT ACTIVITY FORMER LAGOON

INSTRUMENT TYPE TVA 1000 I.D. NO. 123886 TYPE _____ ID NO. _____

INSTRUMENT BASELINE _____

PROJECT QC: BACKGROUND MEASUREMENTS ☐ BLANK MEASUREMENTS ☒ REPLICATE MEASUREMENTS ☒

AMBIENT CONCENTRATIONS P: F:

CHAMBER I.D. T PHOTO TAKEN: Yes ☐ No ☒ _____

CHAMBER SEAL ~185 CONDENSATION: Yes ☒ No ☐ BARM PRESS _____

AMBIENT CONDITIONS: Sun ☒ P.Sun ☐ Cloudy ☐ Wind at 5', 5 mph Wind at Seal, 1 mph

TEMP 73°F RAIN: Yes ☐ No ☒ Comment _____

PRIOR CHAMBER CLEANING: Full Wash ☒ Wet Wipe ☐ Dry Wipe ☐ None ☐ _____

SAMPLE LINE: BACK FLUSHED PRIOR TO START ☒ PURGED PRIOR TO SAMPLING ☒ New ☐ Used ☐

SWEEP AIR UAB CC 28322 SUPPLIER JCM PSIG START 900 PSIG STOP _____

Time	Sweep Air (L/min)	Residence Number	Temperature (°F) Chamber Surf	Chamber Air	Ambient Surf	Ambient Air	Real-Time (ppmv) P.D	F.D	Sample Number	Comments
10:38	5.0	0								
10:43	↓	1								
10:49	↓	2								
10:55	↓	3					51	236		
11:01	↓	4					59	258		
11:07	↓	5	92	88	80	73	61	261	NO SAMPLE	
11:13							62	259	INST'S	ONLY

COMMENTS:

RE-CHECK SOURCE (WASTE) MATERIAL

~~SITE DIAGRAM~~

SEE DIAGRAM PNLBA 1

W

SURFACE FLUX MEASUREMENT DATA FORM

DATE 05-12-04 SAMPLERS HNR

LOCATION ASCON BORING PNLBA-8 @ 17'

SURFACE DESCRIPTION DARK, MOIST, STINKY CONTAMINATED SOIL

CURRENT ACTIVITY FORMER LANDFILL

INSTRUMENT TYPE TVA-1000 I.D. NO. R5886 TYPE _____ ID NO. _____

INSTRUMENT BASELINE _____

PROJECT QC: BACKGROUND MEASUREMENTS ☐ BLANK MEASUREMENTS ☒ REPLICATE MEASUREMENTS ☒

AMBIENT CONCENTRATIONS P - 1.4 F = 4.9

CHAMBER I.D. T PHOTO TAKEN: Yes ☐ No ☒ _____

CHAMBER SEAL YES CONDENSATION: Yes ☒ No ☐ BARM PRESS _____

AMBIENT CONDITIONS: Sun ☒ P.Sun ☐ Cloudy ☐ Wind at 5', ____ mph Wind at Seal, ____ mph

TEMP 75°F RAIN: Yes ☐ No ☒ Comment _____

PRIOR CHAMBER CLEANING: Full Wash ☒ Wet Wipe ☐ Dry Wipe ☐ None ☐ _____

SAMPLE LINE: BACK FLUSHED PRIOR TO START ☒ PURGED PRIOR TO SAMPLING ☒ New ☐ Used ☐

SWEEP AIR UHP CC 28382 SUPPLIER S/M PSIG START 850 PSIG STOP _____

Time	Sweep Air (L/min)	Residence Number	Temperature (°F) Chamber Surf	Chamber Air	Ambient Surf	Ambient Air	Real-Time (ppmv) P.I.D.	F.I.D.	Sample Number	Comments
11:15	5.0	0								
11:21	↓	1								
11:27		2						CHECKED		INST. CAL
11:33		3					31	104		O.K.
11:39		4					34	113		NO SAMPLE
11:45	↓	5	99	90	80	75	40	129		INSTRUMENTS
11:51							43	140		ONLY

COMMENTS:

RECHECK WATER SPRAY SUPPRESSION.

~~SITE DIAGRAM~~

SEE DIAGRAM PNLBA-1

SURFACE FLUX MEASUREMENT DATA FORM

DATE 05-12-04 SAMPLERS HWR

LOCATION ASCON BORING PNLBA8 17'

SURFACE DESCRIPTION DARK, MOIST, STAINED CONTAMINATED SOIL

CURRENT ACTIVITY FORMER LANDFILL

INSTRUMENT TYPE TVA 1000 I.D. NO. R3886 TYPE _____ ID NO. _____

INSTRUMENT BASELINE _____

PROJECT QC: BACKGROUND MEASUREMENTS ☐ BLANK MEASUREMENTS ☒ REPLICATE MEASUREMENTS ☒

AMBIENT CONCENTRATIONS P: 1.6 F = 4.7

CHAMBER I.D. T PHOTO TAKEN: Yes ☐ No ☒ _____

CHAMBER SEAL YES CONDENSATION: Yes ☒ No ☐ BARM PRESS _____

AMBIENT CONDITIONS: Sun ☒ P.Sun ☐ Cloudy ☐ Wind at 5', ____ mph Wind at Seal, ____ mph

TEMP 78°F RAIN: Yes ☐ No ☒ Comment _____

PRIOR CHAMBER CLEANING: Full Wash ☒ Wet Wipe ☐ Dry Wipe ☐ None ☐ _____

SAMPLE LINE: BACK FLUSHED PRIOR TO START ☒ PURGED PRIOR TO SAMPLING ☒ New ☐ Used ☐

SWEEP AIR UHP CC 28382 SUPPLIER Sim PSIG START 600 PSIG STOP _____

Time	Sweep Air (L/min)	Residence Number	Temperature (°F) Chamber Surf	Chamber Air	Ambient Surf	Ambient Air	Real-Time (ppmv) PID	PID	Sample Number	Comments
12:29	5.0	0								
12:35	↓	1								
12:41		2								
12:47		3					142	36		
12:53		4					160	43	(NO SAMPLES	
12:59		5	107	98	85	78	179	49	INST. ONLY)	
13:05							187	52		
13:11							196	55		
13:17							203	57		
13:23							205	58		
13:54							232	60		

COMMENTS:

RETEST ALABASTER CS1

W/O MICROBES

~~SITE DIAGRAM~~

SEE DIAGRAM PNLBA-1

SURFACE FLUX MEASUREMENT DATA FORM

DATE 05-12-04 SAMPLERS HWR

LOCATION ASCOW BORING # PNLBA1

SURFACE DESCRIPTION DARK, STICKY, SMELLY CONTAMINATED SOIL

CURRENT ACTIVITY FORMER LANDFILL

INSTRUMENT TYPE TVA1000 I.D. NO. R3986 TYPE _____ ID NO. _____

INSTRUMENT BASELINE _____

PROJECT QC: BACKGROUND MEASUREMENTS ☐ BLANK MEASUREMENTS ☒ REPLICATE MEASUREMENTS ☒

AMBIENT CONCENTRATIONS P: 0.19 F: 2.19

CHAMBER I.D. T PHOTO TAKEN: Yes ☒ No ☐ _____

CHAMBER SEAL YES CONDENSATION: Yes ☒ No ☐ BARM PRESS _____

AMBIENT CONDITIONS: Sun ☒ P.Sun ☐ Cloudy ☐ Wind at 5', 8 mph Wind at Seal, 2 mph

TEMP _____ RAIN: Yes ☐ No ☒ Comment _____

PRIOR CHAMBER CLEANING: Full Wash ☒ Wet Wipe ☐ Dry Wipe ☐ None ☐ _____

SAMPLE LINE: BACK FLUSHED PRIOR TO START ☒ PURGED PRIOR TO SAMPLING ☒ New ☐ Used ☐

SWEEP AIR UHP CC 28382 SUPPLIER S/M PSIG START 400 PSIG STOP _____

Time	Sweep Air (L/min)	Residence Number	Temperature (°F) Chamber Surf	Temperature (°F) Chamber Air	Temperature (°F) Ambient Surf	Temperature (°F) Ambient Air	Real-Time (ppmv) P(1)	Real-Time (ppmv) F(1)	Sample Number	Comments
1603	5.0	0								
1609	↓	1								
1615	↓	2								
1621	↓	3					15	68		
1627	↓	4					16	66		NO SAMPLE
1633	↓	5					15	60		INST'S
1639							14	54		ONLY

COMMENTS:

RE TEST UNCONTROLLED # 1. WASTE.

SITE DIAGRAM

SEE DIAGRAM PNLBA-1 W/O WHEEL BARROW.



R

SURFACE FLUX MEASUREMENT DATA FORM

DATE 05-12-04 SAMPLERS HNR

LOCATION ASCON BORING # PNLBA1

SURFACE DESCRIPTION DARK, STICKY, SMELLY CONTAMINATED SOIL

CURRENT ACTIVITY FORMER LANDFILL

INSTRUMENT TYPE TVA1000 I.D. NO. 123986 TYPE _____ ID NO. _____

INSTRUMENT BASELINE _____

PROJECT QC: BACKGROUND MEASUREMENTS ☐ BLANK MEASUREMENTS ☒ REPLICATE MEASUREMENTS ☒

AMBIENT CONCENTRATIONS P: -1.5 F: 0.0

CHAMBER I.D. T PHOTO TAKEN: Yes ☐ No ☒ _____

CHAMBER SEAL YES CONDENSATION: Yes ☒ No ☐ BARM PRESS _____

AMBIENT CONDITIONS: Sun ☒ P.Sun ☐ Cloudy ☐ Wind at 5', ____ mph Wind at Seal, ____ mph

TEMP _____ RAIN: Yes ☐ No ☒ Comment _____

PRIOR CHAMBER CLEANING: Full Wash ☒ Wet Wipe ☐ Dry Wipe ☐ None ☐ _____

SAMPLE LINE: BACK FLUSHED PRIOR TO START ☒ PURGED PRIOR TO SAMPLING ☒ New ☐ Used ☐

SWEEP AIR UHP CC 28382 SUPPLIER S/M PSIG START 200 PSIG STOP _____

Time	Sweep Air (L/min)	Residence Number	Temperature (°F) Chamber Surf	Chamber Air	Ambient Surf	Ambient Air	Real-Time (ppmv) P.O	F.O	Sample Number	Comments
1646	5.0	0								
1652	↓	1								
1658		2								
1704		3					6	32		NO SAMPLES
1710		4					7	32		INSTR.'S
1716		5					7	27		ONLY
1722							7	25		

COMMENTS: APPLIED ALABASTER CS1 w/o MICROBES

~~SITE DIAGRAM~~

SEE DIAGRAM BA1-R

SURFACE FLUX MEASUREMENT DATA FORM

DATE 05-13-04 SAMPLERS HWR

LOCATION ASCON LANDFILL (PETROCLEAN BACKGROUND)

SURFACE DESCRIPTION LIQUID "PETROCLEAN PRODUCT

CURRENT ACTIVITY WITHIN FLUX CHAMBER LID.

INSTRUMENT TYPE TVA1000 I.D. NO. R3886 TYPE _____ ID NO. _____

INSTRUMENT BASELINE _____

PROJECT QC: BACKGROUND MEASUREMENTS ☐ BLANK MEASUREMENTS ☐ REPLICATE MEASUREMENTS ☐

AMBIENT CONCENTRATIONS P= 1.5 F= 1.9

CHAMBER I.D. T IN CHAMBER = 0.82 F = 1.7 PHOTO TAKEN: Yes ☐ No ☒

CHAMBER SEAL YES CONDENSATION: Yes ☐ No ☒ BARM PRESS _____

AMBIENT CONDITIONS: Sun ☒ P.Sun ☐ Cloudy ☐ Wind at 5', 5 mph Wind at Seal, — mph

TEMP _____ RAIN: Yes ☐ No ☒ Comment _____

PRIOR CHAMBER CLEANING: Full Wash ☒ Wet Wipe ☐ Dry Wipe ☐ None ☐ _____

SAMPLE LINE: BACK FLUSHED PRIOR TO START ☒ PURGED PRIOR TO SAMPLING ☒ New ☐ Used ☐

SWEEP AIR UHP CC 114701 SUPPLIER SIM PSIG START 2000 PSIG STOP _____

Time	Sweep Air (L/min)	Residence Number	Temperature (°F) Chamber Surf	Temperature (°F) Chamber Air	Temperature (°F) Ambient Surf	Temperature (°F) Ambient Air	Real-Time (ppmv) P.O	Real-Time (ppmv) F.O	Sample Number	Comments
0837	5.0	0								
0843	↓	1					6	10		
0849		2					7	13		
0855		3					7	13.5		
0901		4					7	14		INSTS
0907	↓	5					7	13		ONLY

COMMENTS:

BACKGROUND IN CHAMBER
PID = 0.82 F.D = 1.7
AFTER ADDING "PETROCLEAN":
PID: 7 F.D = 14

SITE DIAGRAM

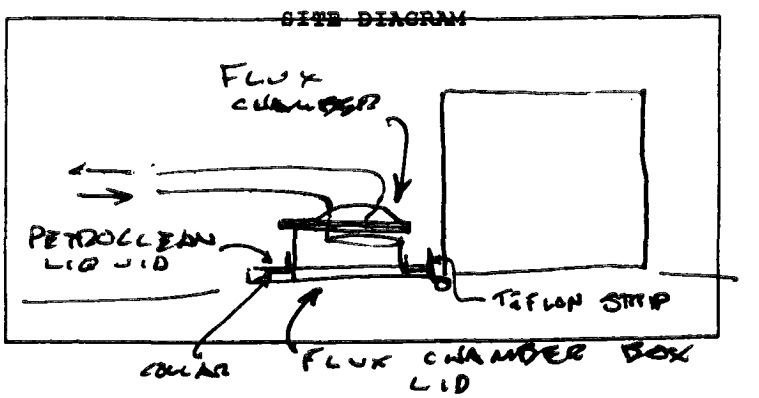

SURFACE FLUX MEASUREMENT DATA FORM

DATE 05-13-04 SAMPLERS HWR

LOCATION ASCOM, BORING # PNLBA #8

SURFACE DESCRIPTION

CURRENT ACTIVITY FORMER LANDFILL

INSTRUMENT TYPE TVA 1000 I.D. NO. R3986 TYPE ID NO.

INSTRUMENT BASELINE

PROJECT QC: BACKGROUND MEASUREMENTS ☐ BLANK MEASUREMENTS ☒ REPLICATE MEASUREMENTS ☒
AMBIENT CONCENTRATIONS P=0.21 F=1.35

CHAMBER I.D. T PHOTO TAKEN: Yes ☒ No ☐

CHAMBER SEAL YES CONDENSATION: Yes ☒ No ☐ BARM PRESS

AMBIENT CONDITIONS: Sun ☒ P.Sun ☐ Cloudy ☐ Wind at 5', 8 mph Wind at Seal, 0 mph

TEMP RAIN: Yes ☐ No ☒ Comment

PRIOR CHAMBER CLEANING: Full Wash ☒ Wet Wipe ☐ Dry Wipe ☐ None ☐

SAMPLE LINE: BACK FLUSHED PRIOR TO START ☒ PURGED PRIOR TO SAMPLING ☒ New ☐ Used ☐

SWEEP AIR UHP CC 114701 SUPPLIER S/M PSIG START 2000 PSIG STOP

Time	Sweep Air (L/min)	Residence Number	Temperature (°F) Chamber Surf	Chamber Air	Ambient Surf	Ambient Air	Real-Time (ppmv) P.O	F.O	Sample Number	Comments
11:36	5.0	0								-29" Hg
11:42	↓	1								
11:48		2								
11:54		3					17	49		
12:00		4					42	63		
12:06	↓	5	83	81	74	73	40	62	PNLBA8-17-SFC7	
									CAN 00044/ SC 00094	
									ODOR BAG =	
							30	64	PNLBA8-17SFC7	
							27	68		

COMMENTS: APPLIED RUSMAR FOAM AGENT BEFORE TEST (MINIMAL AMOUNT OF APPROX 4 TO 5 SECONDS OF APPLICATION. AREA IN WHEEL BARROW = 24" X 20" = 5.3 SQ FT

~~SITE DIAGRAM~~

SEE DIAGRAM PNLBA-1

WASTE AVAILABLE FOR THIS TEST.

SURFACE FLUX MEASUREMENT DATA FORM

DATE 05-13-04 SAMPLERS HWR

LOCATION ASCOW BORING PNLBA-1-17-SFC1 (UNCONTROLLED)

SURFACE DESCRIPTION DARK, MOIST SAMPLE CONTAMINATED SOIL

CURRENT ACTIVITY FORMER LANDFILL

INSTRUMENT TYPE TVA1000 I.D. NO. R3986 TYPE _____ ID NO. _____

INSTRUMENT BASELINE _____

PROJECT QC: BACKGROUND MEASUREMENTS ☐ BLANK MEASUREMENTS ☒ REPLICATE MEASUREMENTS ☒

AMBIENT CONCENTRATIONS P: 1.7 F: 4.3

CHAMBER I.D. T PHOTO TAKEN: Yes ☐ No ☒ _____

CHAMBER SEAL YES CONDENSATION: Yes ☒ No ☐ BARM PRESS _____

AMBIENT CONDITIONS: Sun ☒ P.Sun ☐ Cloudy ☐ Wind at 5', 11 mph Wind at Seal, 1 mph

TEMP _____ RAIN: Yes ☐ No ☒ Comment _____

PRIOR CHAMBER CLEANING: Full Wash ☒ Wet Wipe ☐ Dry Wipe ☐ None ☐ _____

SAMPLE LINE: BACK FLUSHED PRIOR TO START ☒ PURGED PRIOR TO SAMPLING ☒ New ☐ Used ☐

SWEEP AIR UHP CC 114701 SUPPLIER SIM PSIG START 1900 PSIG STOP _____

Time	Sweep Air (L/min)	Residence Number	Temperature (°F) Chamber Surf	Chamber Air	Ambient Surf	Ambient Air	Real-Time (ppmv) P.D	F.D	Sample Number	Comments
1233	5.0	0								
1244	↓	1								
1250		2								
1254		3					47	142		NO SAMPLES
1302		4					42	150		INST ONLY
1308		5					39	140		
							38	134		← NO ONE AVAILABLE
							43	138		TO APPLY FOAM.

COMMENTS:

RETEST UNCONTROLLED FOR BORING PNLBA-1

SITE DIAGRAM

SEE DIAGRAM BA 1 - 5-10-04

SURFACE FLUX MEASUREMENT DATA FORM

DATE 05-13-04 SAMPLERS HWR

LOCATION ASCON BONING # PNLBA1-17-SFC1

SURFACE DESCRIPTION DARK, STICKY, ODOROUS CONTAMINATED SOIL

CURRENT ACTIVITY FORMER LANDFILL

INSTRUMENT TYPE TVA1000 I.D. NO. _____ TYPE _____ ID NO. _____

INSTRUMENT BASELINE _____

PROJECT QC: BACKGROUND MEASUREMENTS ☐ BLANK MEASUREMENTS ☒ REPLICATE MEASUREMENTS ☒

AMBIENT CONCENTRATIONS P: 0.78 F: 2.67

CHAMBER I.D. T PHOTO TAKEN: Yes ☐ No ☒ _____

CHAMBER SEAL YES CONDENSATION: Yes ☐ No ☐ BARM PRESS _____

AMBIENT CONDITIONS: Sun ☒ P.Sun ☐ Cloudy ☐ Wind at 5', ____ mph Wind at Seal, ____ mph

TEMP _____ RAIN: Yes ☐ No ☒ Comment _____

PRIOR CHAMBER CLEANING: Full Wash ☒ Wet Wipe ☐ Dry Wipe ☐ None ☐ _____

SAMPLE LINE: BACK FLUSHED PRIOR TO START ☒ PURGED PRIOR TO SAMPLING ☒ New ☐ Used ☐

SWEEP AIR UHP CC 114701 SUPPLIER S/M PSIG START 1800 PSIG STOP _____

Time	Sweep Air (L/min)	Residence Number	Temperature (°F) Chamber Surf	Chamber Air	Ambient Surf	Ambient Air	Real-Time (ppmv) PID	FID	Sample Number	Comments
1337	5.0	0								
1343	↓	1								
1349		2								
1355		3					4	8		
1401		4					4	7		
1407	↓	5					4	5	PNLBA1-17-SFC1	
									CAN 00336/SC00418	
									ODOR BAG	
							4	4	PNLBA1-17-SFC1	

COMMENTS: APPLIED RUSMAR FOAM PRIOR TO TEST

~~SITE DIAGRAM~~

SEE PREVIOUS.

SURFACE FLUX MEASUREMENT DATA FORM

DATE 05-13-04 SAMPLERS HWR

LOCATION ASCON BORING PNL843 UNCONTROLLED

SURFACE DESCRIPTION DARK, MOIST, SLIGHTLY CONTAMINATED SOIL

CURRENT ACTIVITY FORMER LANDFILL

INSTRUMENT TYPE TVA1000 I.D. NO. 123986 TYPE _____ ID NO. _____

INSTRUMENT BASELINE _____

PROJECT QC: BACKGROUND MEASUREMENTS ☐ BLANK MEASUREMENTS ☒ REPLICATE MEASUREMENTS ☒
AMBIENT CONCENTRATIONS P: 0.19 F: 1.62

CHAMBER I.D. T PHOTO TAKEN: Yes ☐ No ☒ _____

CHAMBER SEAL YES CONDENSATION: Yes ☒ No ☐ BARM PRESS _____

AMBIENT CONDITIONS: Sun ☒ P.Sun ☐ Cloudy ☐ Wind at 5', 5 mph Wind at Seal, 1 mph

TEMP 76°F RAIN: Yes ☐ No ☒ Comment _____

PRIOR CHAMBER CLEANING: Full Wash ☒ Wet Wipe ☐ Dry Wipe ☐ None ☐ _____

SAMPLE LINE: BACK FLUSHED PRIOR TO START ☒ PURGED PRIOR TO SAMPLING ☒ New ☐ Used ☐

SWEEP AIR UNP CC 114701 SUPPLIER SIM PSIG START 1700 PSIG STOP _____

Time	Sweep Air (L/min)	Residence Number	Temperature (°F) Chamber Surf	Chamber Air	Ambient Surf	Ambient Air	Real-Time (ppmv) P.O	F.O	Sample Number	Comments
1428	6.0	0								
1434		1								-30" Hg
1440		2								-29" Hg
1446		3					26.3	151		
1452		4					30	66		
1458		5	94	86	77	76	33	183	PNL843-X-SFU	
									01372 / SC012 ~~01372 / SC00449~~	
1505				REPLICATE SAMPLE					PNL843-X-SFU1	
							31	189	0512 / SC00523 ~~0133 / SC00369~~	

ODOR BAG PNL843-X SFU

COMMENTS:

BORING 3 UNCONTROLLED

~~SITE DIAGRAM~~

2 CANISTERS LEAKED (SEE PREVIOUS) BEFORE USE -22", -25" Hg

SURFACE FLUX MEASUREMENT DATA FORM

DATE 05-13-04 SAMPLERS HWR

LOCATION ASTON BORING PNLBA3 (CONTROLLED)

SURFACE DESCRIPTION DARK, MOIST, SMELLY CONTAMINATED SOIL

CURRENT ACTIVITY FORMER LANDFILL

INSTRUMENT TYPE TVA 1000 I.D. NO. R3986 TYPE _____ ID NO. _____

INSTRUMENT BASELINE _____

PROJECT QC: BACKGROUND MEASUREMENTS ☐ BLANK MEASUREMENTS ☒ REPLICATE MEASUREMENTS ☒

AMBIENT CONCENTRATIONS P = 0.45 F = 2.27

CHAMBER I.D. T PHOTO TAKEN: Yes ☐ No ☒

CHAMBER SEAL YES CONDENSATION: Yes ☐ No ☒ BARM PRESS _____

AMBIENT CONDITIONS: Sun ☒ P.Sun ☐ Cloudy ☐ Wind at 5', 5 mph Wind at Seal, 1 mph

TEMP 77°F RAIN: Yes ☐ No ☒ Comment _____

PRIOR CHAMBER CLEANING: Full Wash ☒ Wet Wipe ☐ Dry Wipe ☐ None ☐ _____

SAMPLE LINE: BACK FLUSHED PRIOR TO START ☒ PURGED PRIOR TO SAMPLING ☒ New ☐ Used ☐

SWEEP AIR UHP CC 114701 SUPPLIER SIM PSIG START 1600 PSIG STOP _____

Time	Sweep Air (L/min)	Residence Number	Temperature (°F) Chamber Surf	Chamber Air	Ambient Surf	Ambient Air	Real-Time (ppmv) P.O	F.O	Sample Number	Comments
15:23	5.0	0								-29" Hg
15:29	↓	1								
15:35		2								
15:41		3					5	16		
15:47		4					5	17		
15:53	↓	5	84	81	81	7-	6	21	PNLBA3-X-SFC	
									00315	/SC00211
									ODOR BAG	
									PNLBA3-X-SFC	

COMMENTS: APPLIED FOAM AGENT BEFORE TEST ~2" THICK

16:15 BLANK BAG - PNLBA3-100-SFC

SITE DIAGRAM

THROUGH SAMPLE LINE

SEE PREVIOUS

@ 16:08 P.O = 13 F.O = 88

16:14 = 13 = 83

RUSMAR (?)

SURFACE FLUX MEASUREMENT DATA FORM

DATE 05-14-04 SAMPLERS HWR

LOCATION ASROW BORING # PNLBA 11

SURFACE DESCRIPTION DARK, VERY MOIST, SMELLY CONTAMINATED SOIL

CURRENT ACTIVITY FORMER LANDFILL

INSTRUMENT TYPE TVA1000 I.D. NO. R3986 TYPE _____ ID NO. _____

INSTRUMENT BASELINE _____

PROJECT QC: BACKGROUND MEASUREMENTS ☐ BLANK MEASUREMENTS ☒ REPLICATE MEASUREMENTS ☒

AMBIENT CONCENTRATIONS P= 1.05 0.84 F= 1.06 1.09

CHAMBER I.D. T PHOTO TAKEN: Yes ☐ No ☒ _____

CHAMBER SEAL YES CONDENSATION: Yes ☐ No ☒ BARM PRESS _____

AMBIENT CONDITIONS: Sun ☒ P.Sun ☐ Cloudy ☐ Wind at 5', 1 mph Wind at Seal, 0 mph

TEMP 73°F RAIN: Yes ☐ No ☒ Comment _____

PRIOR CHAMBER CLEANING: Full Wash ☒ Wet Wipe ☐ Dry Wipe ☐ None ☐ _____

SAMPLE LINE: BACK FLUSHED PRIOR TO START ☒ PURGED PRIOR TO SAMPLING ☒ New ☐ Used ☐

SWEEP AIR UHP CC 114701 SUPPLIER SIM PSIG START 1400 PSIG STOP _____

Time	Sweep Air (L/min)	Residence Number	Temperature (°F) Chamber Surf	Temperature (°F) Chamber Air	Temperature (°F) Ambient Surf	Temperature (°F) Ambient Air	Real-Time (ppmv) PID	Real-Time (ppmv) FID	Sample Number	Comments
7:36	5.0	0								-24" Hg
7:42	↓	1								
7:48		2								
7:54		3					80	183		
8:00		4					81	190		
8:06		5				73	75	177	PNLBA11-X-SFU	
									0539/SC00257	
						ODOR	BAC	=	PNLBA11-X-SFU	
08:19							57	130		

COMMENTS:

BORING 11 UNCONTROLLED

VERY HIGH ODOR FROM THIS WASTE MATERIAL - DISTINCT STYRENE SMELL

SITE DIAGRAM

SEE PREVIOUS

SURFACE FLUX MEASUREMENT DATA FORM

DATE 05-14-04 SAMPLERS HWR

LOCATION ASCON BORING PNLBA 11

SURFACE DESCRIPTION DARK, VERY MOIST, SMELLY CONTAMINATED SOIL

CURRENT ACTIVITY FORMER LANDFILL

INSTRUMENT TYPE TVA 1000 I.D. NO. R3986 TYPE _____ ID NO. _____

INSTRUMENT BASELINE _____

PROJECT QC: BACKGROUND MEASUREMENTS ☐ BLANK MEASUREMENTS ☒ REPLICATE MEASUREMENTS ☒

AMBIENT CONCENTRATIONS P= 1.7 F= 3.9

CHAMBER I.D. T PHOTO TAKEN: Yes ☐ No ☒

CHAMBER SEAL YES CONDENSATION: Yes ☐ No ☐ BARM PRESS _____

AMBIENT CONDITIONS: Sun ☒ P.Sun ☐ Cloudy ☐ Wind at 5', 1 mph Wind at Seal, 0 mph

TEMP 75°F RAIN: Yes ☐ No ☒ Comment _____

PRIOR CHAMBER CLEANING: Full Wash ☒ Wet Wipe ☐ Dry Wipe ☐ None ☐ _____

SAMPLE LINE: BACK FLUSHED PRIOR TO START ☒ PURGED PRIOR TO SAMPLING ☒ New ☐ Used ☐

SWEEP AIR UHP CC 114701 SUPPLIER 1350 PSIG START _____ PSIG STOP _____

Time	Sweep Air (L/min)	Residence Number	Temperature (°F) Chamber Surf	Chamber Air	Ambient Surf	Ambient Air	Real-Time (ppmv) P10	F10	Sample Number	Comments
0834	5.0	0								-28" Hg
0840	↓	1								
846		2								
0852		3					28	53		
0858		4					29	55		
0904		5	70	76	74	75	32	61	PNLBA11-X-SFC	
									00485 / SC 00519	
						ODOR	BAG	→	PNLBA11-X-SFC	
							31	62		

COMMENTS:

APPLIED RUSMAR FOAM PRIOR TO TEST

FOAM ~ 1½" THICK AT START

~ ½" THICK AT END

FOAM DID NOT APPEAR TO MIX & AERATE PROPERLY ON THIS TEST.

~~SITE DIAGRAM~~

SEE PREVIOUS

SURFACE FLUX MEASUREMENT DATA FORM

DATE 05-14-04 SAMPLERS HWR

LOCATION ASCON BORING PNLBA 13

SURFACE DESCRIPTION DARK, CONTAMINATED SOIL

CURRENT ACTIVITY FORMER LANDFILL

INSTRUMENT TYPE R3986 I.D. NO. TY4 TYPE _____ ID NO. _____

INSTRUMENT BASELINE _____

PROJECT QC: BACKGROUND MEASUREMENTS ☐ BLANK MEASUREMENTS ☒ REPLICATE MEASUREMENTS ☒

AMBIENT CONCENTRATIONS P = 1.02 F = 1.71

CHAMBER I.D. T PHOTO TAKEN: Yes ☐ No ☒ _____

CHAMBER SEAL YES CONDENSATION: Yes ☒ No ☐ BARM PRESS _____

AMBIENT CONDITIONS: Sun ☒ P.Sun ☐ Cloudy ☐ Wind at 5', 4 mph Wind at Seal, 1 mph

TEMP 75°F RAIN: Yes ☐ No ☒ Comment _____

PRIOR CHAMBER CLEANING: Full Wash ☒ Wet Wipe ☐ Dry Wipe ☐ None ☐ _____

SAMPLE LINE: BACK FLUSHED PRIOR TO START ☒ PURGED PRIOR TO SAMPLING ☒ New ☐ Used ☐

SWEEP AIR UHP CC 114701 SUPPLIER Sim PSIG START 1100 PSIG STOP _____

Time	Sweep Air (L/min)	Residence Number	Temperature (°F) Chamber Surf	Chamber Air	Ambient Surf	Ambient Air	Real-Time (ppmv) PID	FID	Sample Number	Comments
0937	5.0	0								-29" Hg
0943	↓	1								
0949		2								
0955		3					144	1007		
1001		4					149	1047		
1007	↓	5			80	75	157	1060	PNLBA13-X-SFU	
									01163/SC00602	
					ODOR	BAG	→		PNLBA13-X-SFU	
1022							140	981		

COMMENTS:

BORING #13 UNCONTROLLED

SITE DIAGRAM

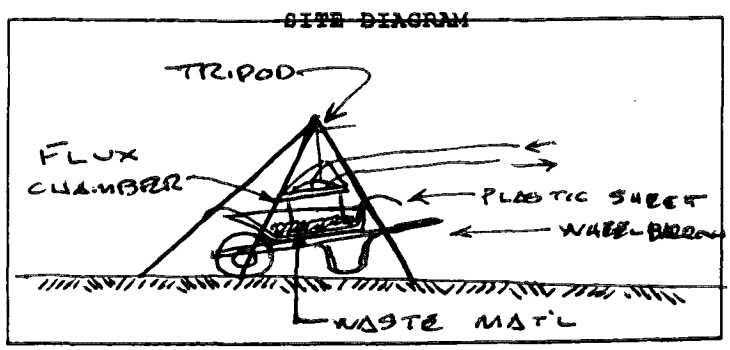

SURFACE FLUX MEASUREMENT DATA FORM

DATE 05-14-04 SAMPLERS HWR

LOCATION ASCON BORING PNLBA 13

SURFACE DESCRIPTION DARK, LUMPY, MOIST CONTAMINATED SOIL

CURRENT ACTIVITY FORMER LANDFILL

INSTRUMENT TYPE TVA-1000 I.D. NO. R3986 TYPE _____ ID NO. _____

INSTRUMENT BASELINE _____

PROJECT QC: BACKGROUND MEASUREMENTS ☐ BLANK MEASUREMENTS ☒ REPLICATE MEASUREMENTS ☒

AMBIENT CONCENTRATIONS P: 2.4 F: 7.0

CHAMBER I.D. T PHOTO TAKEN: Yes ☒ No ☐ _____

CHAMBER SEAL YES CONDENSATION: Yes ☐ No ☒ BARM PRESS _____

AMBIENT CONDITIONS: Sun ☒ P.Sun ☐ Cloudy ☐ Wind at 5', 8 mph Wind at Seal, 1 mph

TEMP 77°F RAIN: Yes ☐ No ☒ Comment _____

PRIOR CHAMBER CLEANING: Full Wash ☒ Wet Wipe ☐ Dry Wipe ☐ None ☐ _____

SAMPLE LINE: BACK FLUSHED PRIOR TO START ☒ PURGED PRIOR TO SAMPLING ☒ New ☐ Used ☐

SWEEP AIR UHP CC 114701 SUPPLIER S/M PSIG START 1000 PSIG STOP _____

Time	Sweep Air (L/min)	Residence Number	Temperature (°F) Chamber Surf	Chamber Air	Ambient Surf	Ambient Air	Real-Time (ppmv) P.I.D	F.I.D	Sample Number	Comments
1035	5.0	0								-29" Hg
1041	↓	1								
1047		2								
1053		3					7.0	8.9		
1059		4					10.5	9.3		
1105		5	81	83	79	77	8.3	9.2	PNLBA13-X-SFC	
									00202 /	SC00275
							ORGR BAG		PNLBA13-X-SFC	
11:24							7.8	8.1		

COMMENTS:

BORING #13 - CONTROLLED VIA APPLICATION OF ~3" RUSMAR FOAM

~~SITE DIAGRAM~~

SEE PREVIOUS

SURFACE FLUX MEASUREMENT DATA FORM

DATE 05-14-04 SAMPLERS HNR

LOCATION ASCON BORING PNLBA 6

SURFACE DESCRIPTION DARK, MOIST, SMELLY CONTAMINATED SOIL

CURRENT ACTIVITY FORMER LANDFILL

INSTRUMENT TYPE TVA1000 I.D. NO. R3986 TYPE _____ ID NO. _____

INSTRUMENT BASELINE _____

PROJECT QC: BACKGROUND MEASUREMENTS ☐ BLANK MEASUREMENTS ☒ REPLICATE MEASUREMENTS ☒

AMBIENT CONCENTRATIONS P = 0.8 F = 3.6

CHAMBER I.D. T PHOTO TAKEN: Yes ☐ No ☒ _____

CHAMBER SEAL YES CONDENSATION: Yes ☒ No ☐ BARM PRESS _____

AMBIENT CONDITIONS: Sun ☒ P.Sun ☐ Cloudy ☐ Wind at 5', 8 mph Wind at Seal, 1 mph

TEMP 79°F RAIN: Yes ☐ No ☒ Comment _____

PRIOR CHAMBER CLEANING: Full Wash ☒ Wet Wipe ☐ Dry Wipe ☐ None ☐ _____

SAMPLE LINE: BACK FLUSHED PRIOR TO START ☒ PURGED PRIOR TO SAMPLING ☒ New ☐ Used ☐

SWEEP AIR UHP CC 114701 SUPPLIER S/M PSIG START 900 PSIG STOP _____

Time	Sweep Air (L/min)	Residence Number	Temperature (°F) Chamber Surf	Chamber Air	Ambient Surf	Ambient Air	Real-Time (ppmv) P.I.D	F.I.D	Sample Number	Comments
1143	5.0	0								-29+" Hg
1149	↓	1								
1155		2								
1201		3					13	79		
1207		4					25	71		
1213	↓	5	101	90	88	79	26	67	PNLBA-06-X-SCU	
									00235/SC00063	
					0000	BKG =			PNLBA 06-X-SCU	
1224							22	49		

COMMENTS: BORING # 6 UNCONTROLLED

~~SITE DIAGRAM~~

SEE PREVIOUS

OF SAMPLES: 24TH

SURFACE FLUX MEASUREMENT DATA FORM

DATE 05-14-04 SAMPLERS HWR

LOCATION ASCON BORING PNLBA06

SURFACE DESCRIPTION DARK, MOIST, STICKY, SMELLY WASTE CONTAM. SOIL

CURRENT ACTIVITY FORMER LANDFILL

INSTRUMENT TYPE TVA1000 I.D. NO. 13786 TYPE _____ ID NO. _____

INSTRUMENT BASELINE _____

PROJECT QC: BACKGROUND MEASUREMENTS N/A BLANK MEASUREMENTS ☒ REPLICATE MEASUREMENTS ☒

AMBIENT CONCENTRATIONS P = 0.6 F = 3.1

CHAMBER I.D. T PHOTO TAKEN: Yes ☐ No ☒

CHAMBER SEAL YES CONDENSATION: Yes ☐ No ☐ BARM PRESS _____

AMBIENT CONDITIONS: Sun ☒ P.Sun ☐ Cloudy ☐ Wind at 5', 10 mph Wind at Seal, 2 mph

TEMP 81°F RAIN: Yes ☐ No ☒ Comment _____

PRIOR CHAMBER CLEANING: Full Wash ☒ Wet Wipe ☐ Dry Wipe ☐ None ☐

SAMPLE LINE: BACK FLUSHED PRIOR TO START ☒ PURGED PRIOR TO SAMPLING ☒ New ☐ Used ☐

SWEEP AIR UHP CC 114701 SUPPLIER S/M PSIG START 800 PSIG STOP _____

Time	Sweep Air (L/min)	Residence Number	Temperature (°F) Chamber Surf	Chamber Air	Ambient Surf	Ambient Air	Real-Time (ppmv) PID	FID	Sample Number	Comments
1231	5.0	0								-29" Hg
1237	↓	1								
1243		2								
1249		3					10.4	11.2		
1255		4					11	10	CANISTER SAMPLE	
1301		5	85	81	79	81	4	4	PNLBA06-X-SFC	
									00034/SC00264	
							ODOR BAG		PNLBA06-X-SFC	
13:12							12	3		

COMMENTS: APPLIED RUBMAR FOAM, APPROX 1½" DEEP

~~SITE DIAGRAM~~

SEE PREVIOUS

SURFACE FLUX MEASUREMENT DATA FORM

DATE 05-14-04 SAMPLERS HWR

LOCATION ASCON BORING PNLBA07

SURFACE DESCRIPTION DARK, MOIST, SMELLY CONTAMINATED SOIL

CURRENT ACTIVITY FORMER LANDFILL

INSTRUMENT TYPE TVA1000 I.D. NO. R3986 TYPE _____ ID NO. _____

INSTRUMENT BASELINE _____

PROJECT QC: BACKGROUND MEASUREMENTS ☐ BLANK MEASUREMENTS ☒ REPLICATE MEASUREMENTS ☒

AMBIENT CONCENTRATIONS P= 0.40 F= 2.20

CHAMBER I.D. T PHOTO TAKEN: Yes ☐ No ☒

CHAMBER SEAL YES CONDENSATION: Yes ☒ SLIGHT No ☐ BARM PRESS _____

AMBIENT CONDITIONS: Sun ☒ P.Sun ☐ Cloudy ☐ Wind at 5', 10 mph Wind at Seal, 2 mph

TEMP 72 RAIN: Yes ☐ No ☒ Comment _____

PRIOR CHAMBER CLEANING: Full Wash ☒ Wet Wipe ☐ Dry Wipe ☐ None ☐

SAMPLE LINE: BACK FLUSHED PRIOR TO START ☒ PURGED PRIOR TO SAMPLING ☒ New ☐ Used ☐

SWEEP AIR UHP CC 114701 SUPPLIER SIM PSIG START 600 PSIG STOP _____

Time	Sweep Air (L/min)	Residence Number	Temperature (°F) Chamber Surf	Chamber Air	Ambient Surf	Ambient Air	Real-Time (ppmv) P.I.D	F.I.D	Sample Number	Comments
1328	5.0	0								-29"Hg
1334		1								
1340		2								
1346		3					17	67		
1352		4					23	67		
1358	↓	5	98	90	85	72	20	65	PNLBA-07-X-SFU	
									00430 / SC00256	
						0000	BAG		PNLBA-07-X-SFU	
1408							36	51		

COMMENTS:

BORING #7 UNCONTROLLED

~~SITE DIAGRAM~~

SEE PREVIOUS

SURFACE FLUX MEASUREMENT DATA FORM

DATE 05-14-04 SAMPLERS HWR

LOCATION ASCON BORING PNLBA 07

SURFACE DESCRIPTION DARK, MOIST, STICKY, SMELLY CONTAMINATED SOIL

CURRENT ACTIVITY

INSTRUMENT TYPE TVA1000 I.D. NO. R3986 TYPE _____ ID NO. _____

INSTRUMENT BASELINE

PROJECT QC: BACKGROUND MEASUREMENTS ☐ BLANK MEASUREMENTS ☒ REPLICATE MEASUREMENTS ☒

AMBIENT CONCENTRATIONS P=0.47, F=2.15

CHAMBER I.D. T PHOTO TAKEN: Yes ☐ No ☒

CHAMBER SEAL YES CONDENSATION: Yes ☐ No ☐ BARM PRESS _____

AMBIENT CONDITIONS: Sun ☒ P.Sun ☐ Cloudy ☐ Wind at 5', 10 mph Wind at Seal, 2 mph

TEMP _____ RAIN: Yes ☐ No ☒ Comment

PRIOR CHAMBER CLEANING: Full Wash ☒ Wet Wipe ☐ Dry Wipe ☐ None ☐

SAMPLE LINE: BACK FLUSHED PRIOR TO START ☒ PURGED PRIOR TO SAMPLING ☒ New ☐ Used ☐

SWEEP AIR UHP CC 114701 SUPPLIER S/M PSIG START 500 PSIG STOP _____

Time	Sweep Air (L/min)	Residence Number	Temperature (°F) Chamber Surf	Chamber Air	Ambient Surf	Ambient Air	Real-Time (ppmv) PID	FID	Sample Number	Comments
1419	5.0	0								–
1425	↓	1								
1431		2								
1437		3					8	38		
1443		4					8	42	CANISTER SAMPLE	
1449		5	87	83	83	73	10	42	PNLBA07-X-SFC	
									00310/SC00262	
							BAG =		PNLBA07-X-SFC	
1505							7	28		

COMMENTS:

APPLIED RUBBER FOAM ~2"

~~SITE DIAGRAM~~

SEE PREVIOUS