



Notes:

Net Dust Concentration = Downwind – Upwind Dust Difference per SCAQMD Rule 1466
 µg/m³ = micrograms per cubic meter
 SCAQMD = South Coast Air Quality Management District Rule 1466 Dust limit during active work; Rule 403 Dust limit is 50 µg/m³ during active and inactive work
 2-hour rolling averages
 Measurements shown reflect 24 hours per day/7 days per week

Net dust represents the dust that may be leaving the Site. This is determined by subtracting upwind data (dust blowing onto the Site from other sources) from downwind data. This helps us monitor that dust control actions are effective. A negative value means that the dust concentration is higher coming onto the Site.

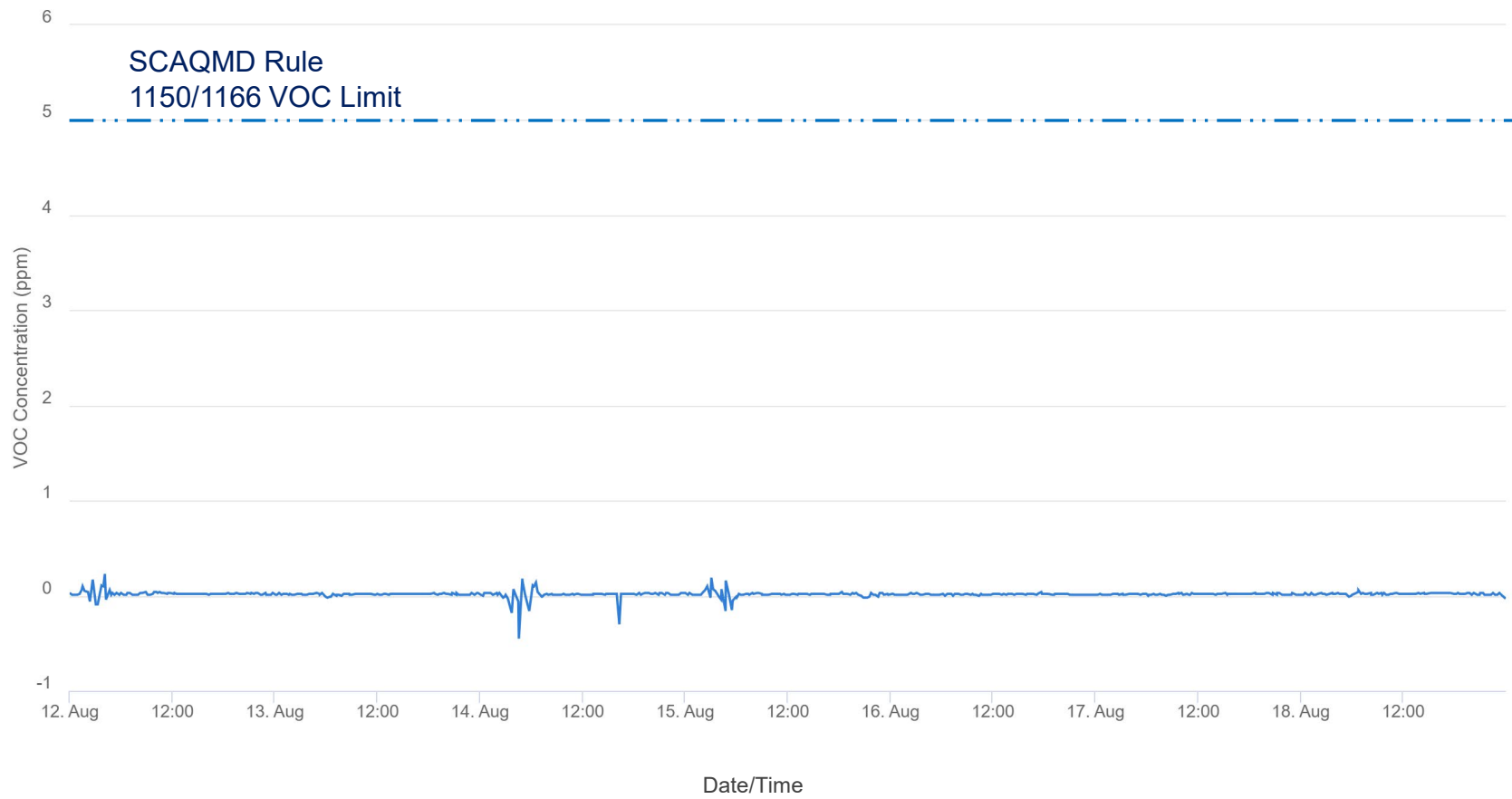
**Onsite Dust Monitoring
 Net Dust
 Ascon Landfill Site**



Figure



August 12 – 18, 2024

1



Notes:
 Net VOC Concentration = Downwind – Upwind VOC Difference
 VOC = volatile organic compound; ppm = parts per million
 SCAQMD = South Coast Air Quality Management District VOC limit during Active Work
 1-minute rolling averages
 Measurements shown reflect 24 hours per day/7 days per week

Net VOC contribution represents VOCs that may be leaving the Site. This is determined by subtracting upwind data (VOCs coming onto the Site from other sources) from downwind data. A negative value means that the VOC concentration is higher coming onto the Site.

Onsite VOC Monitoring Net VOCs Ascon Landfill Site	
 PROJECT NAVIGATOR, LTD.	 Geosyntec consultants
August 12 – 18, 2024	
Figure 2	

Foot: