

**Notes:**

Net Dust Concentration = Downwind – Upwind Dust Difference per SCAQMD Rule 1466  
 µg/m<sup>3</sup> = micrograms per cubic meter  
 SCAQMD = South Coast Air Quality Management District Rule 1466 Dust limit during active work; Rule 403 Dust limit is 50 µg/m<sup>3</sup> during active and inactive work  
 2-hour rolling averages  
 Measurements shown reflect 24 hours per day/7 days per week

Net dust represents the dust that may be leaving the Site. This is determined by subtracting upwind data (dust blowing onto the Site from other sources) from downwind data. This helps us monitor that dust control actions are effective. A negative value means that the dust concentration is higher coming onto the Site.

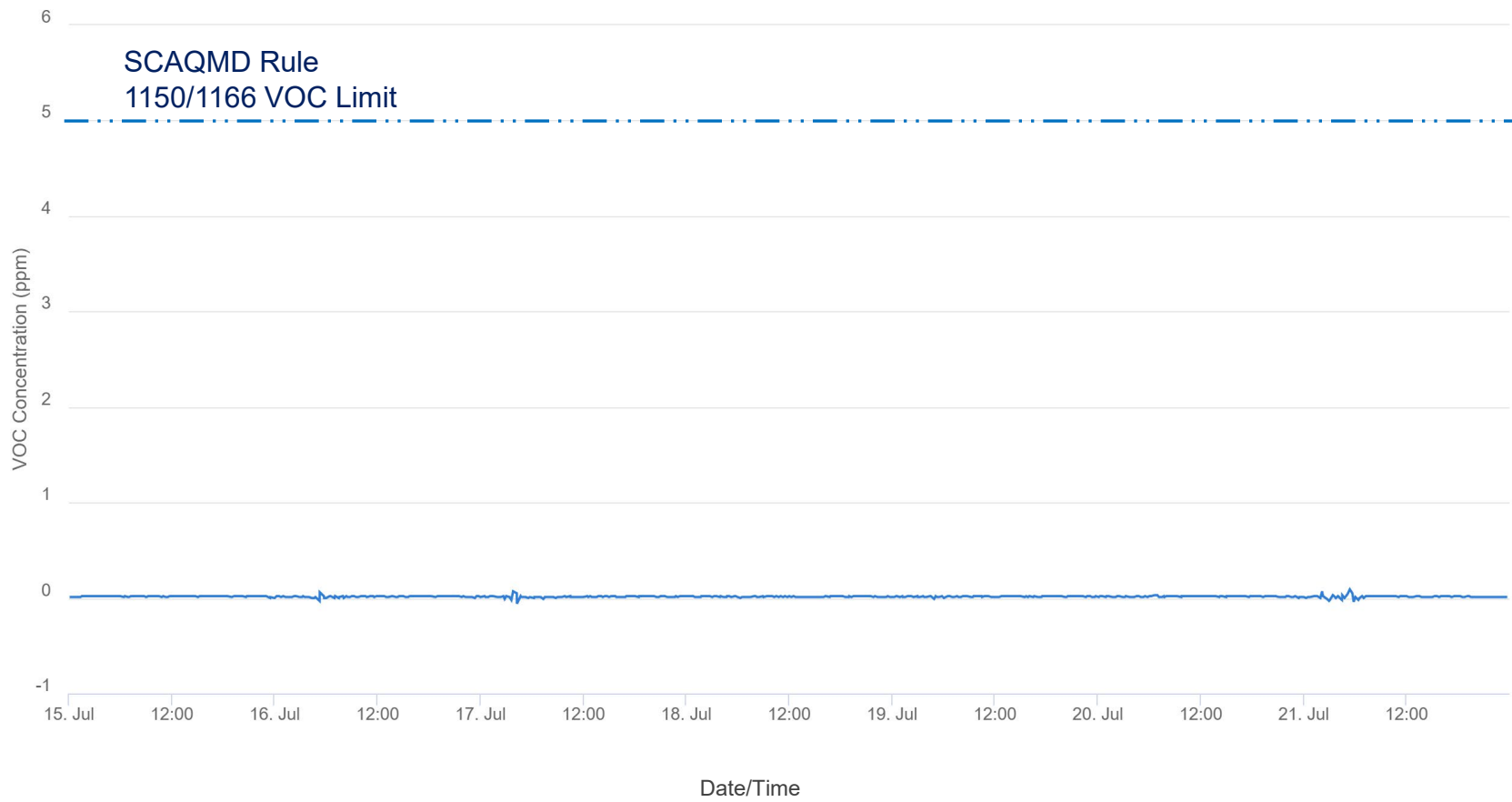
**Onsite Dust Monitoring  
 Net Dust  
 Ascon Landfill Site**



**Figure**



**July 15 – 21, 2024**

**1**



Notes:  
 Net VOC Concentration = Downwind – Upwind VOC Difference  
 VOC = volatile organic compound; ppm = parts per million  
 SCAQMD = South Coast Air Quality Management District VOC limit during Active Work  
 1-minute rolling averages  
 Measurements shown reflect 24 hours per day/7 days per week

Net VOC contribution represents VOCs that may be leaving the Site. This is determined by subtracting upwind data (VOCs coming onto the Site from other sources) from downwind data. A negative value means that the VOC concentration is higher coming onto the Site.

<b>Onsite VOC Monitoring          Net VOCs          Ascon Landfill Site</b>	
 <b>PROJECT NAVIGATOR, LTD.</b>	 <b>Geosyntec</b> consultants
<b>July 15 – 21, 2024</b>	
<b>Figure</b>  <b>2</b>	