

Notes:

Site Dust Contribution Concentration = Downwind – Upwind Dust Difference

µg/m³ = micrograms per cubic meter

Dust Action Level for total dust during active work

2-hour rolling averages

Measurements shown reflect 24 hours per day/7 days per week

Site dust contribution represents the dust that may be leaving the Site. This is determined by subtracting upwind data (dust blowing onto the Site from other sources) from downwind data. This helps us monitor that dust control actions are effective. A negative value means that the dust concentration is higher coming onto the Site.

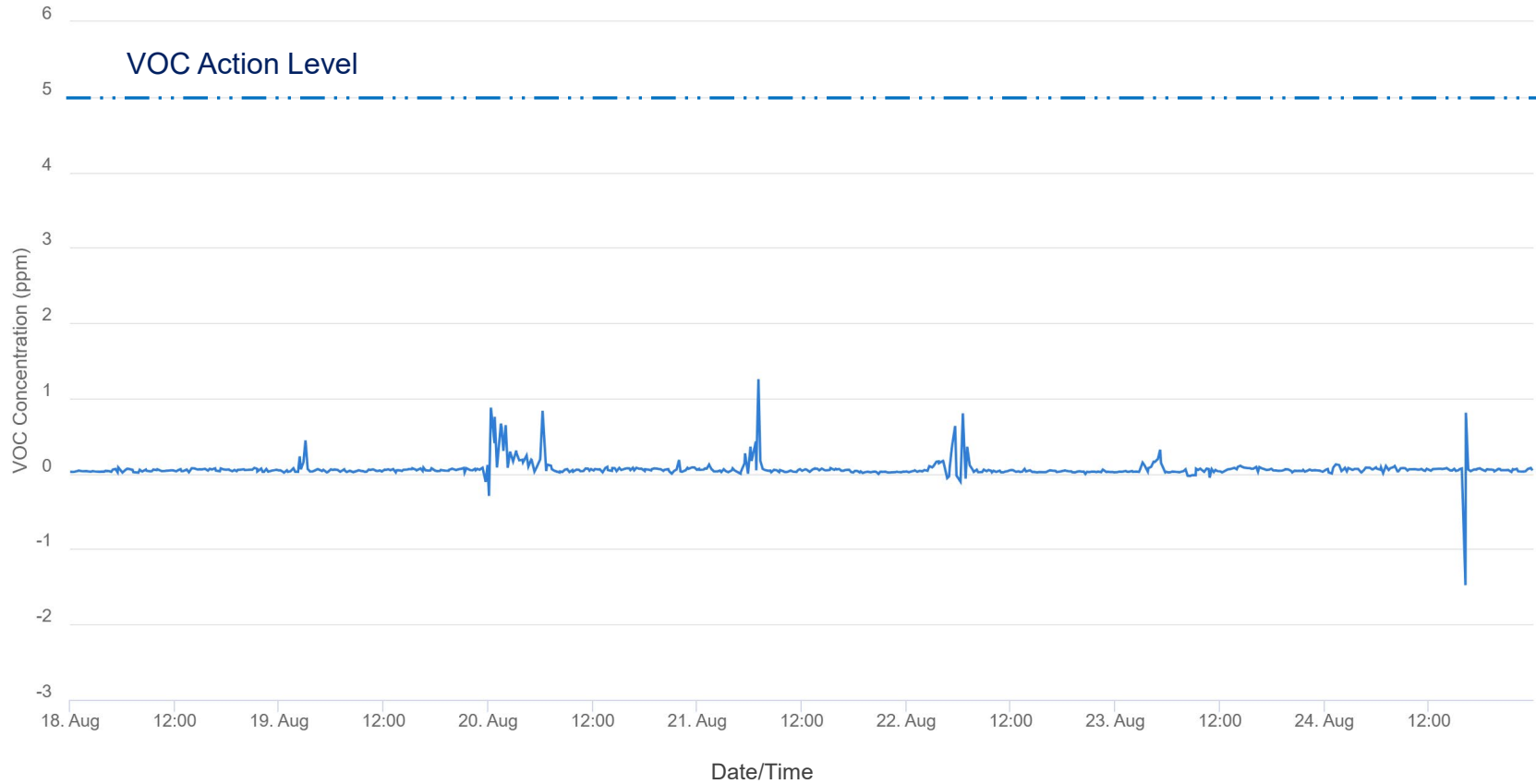
**Onsite Dust Monitoring
Site Contribution Dust
Ascon Landfill Site**



Figure



August 18 – 24, 2025

1



Notes:
 Site VOC Contribution Concentration = Downwind – Upwind VOC Difference
 VOC = volatile organic compound; ppm = parts per million
 VOC Action Level for total VOCs during active work
 1-minute rolling averages
 Measurements shown reflect 24 hours per day/7 days per week

Site VOC contribution represents VOCs that may be leaving the Site. This is determined by subtracting upwind data (VOCs coming onto the Site from other sources) from downwind data. A negative value means that the VOC concentration is higher coming onto the Site.

Onsite VOC Monitoring Site Contribution VOCs Ascon Landfill Site	
 PROJECT NAVIGATOR, LTD.	 Geosyntec consultants
August 18 – 24, 2025	
Figure 2	