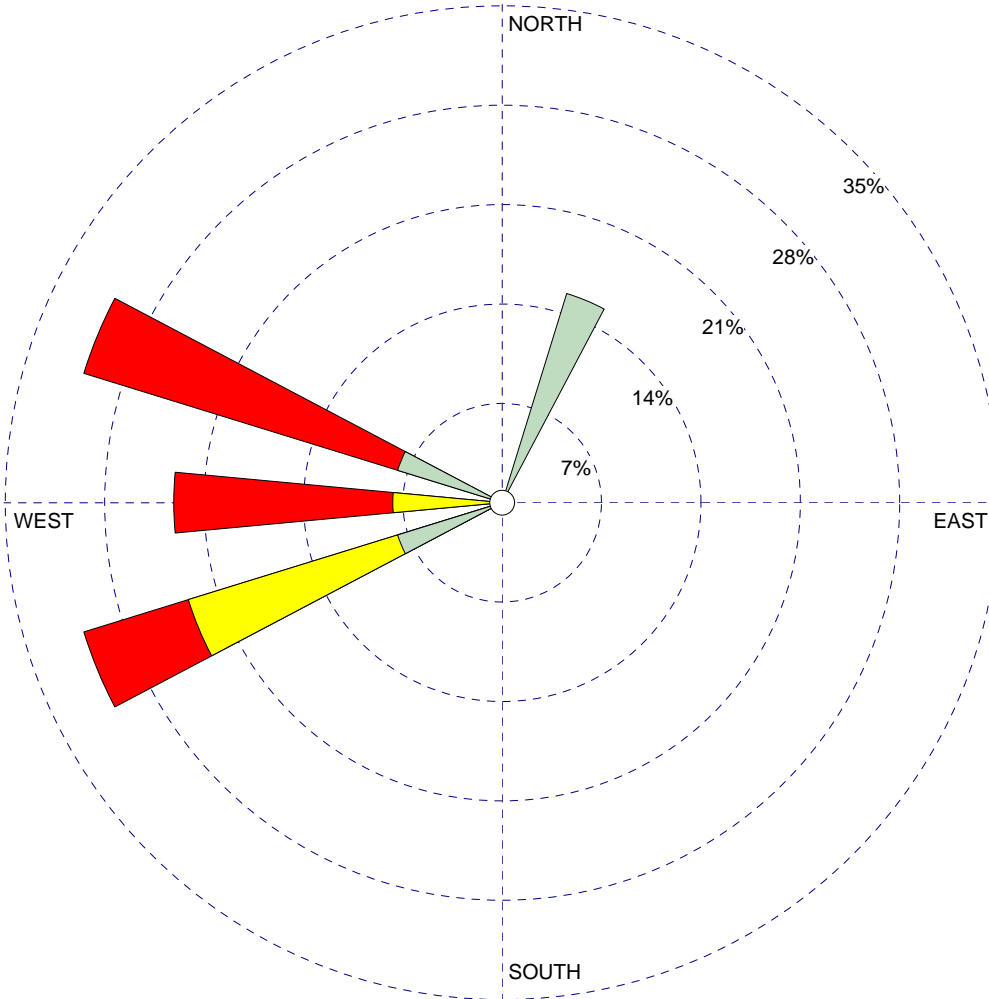


WIND ROSE PLOT:

**Ascon Landfill Site - IRM Met Station
Huntington Beach, California**

DISPLAY:

**Wind Speed
Direction (blowing from)**



WIND SPEED
(Knots)

- >= 18
- 14 - 18
- 9 - 13
- 5 - 8
- 3 - 5
- 0 - 2

Calms: 0.00%

COMMENTS:

27 September 2010
7:00AM to 7:00PM
Ascon Landfill Site
Huntington Beach, CA

DATA PERIOD:

**2010
Sep 27 - Sep 27
07:00 - 19:00**

COMPANY NAME:

Geosyntec Consultants

CALM WINDS:

0.00%

TOTAL COUNT:

13 hrs.

AVG. WIND SPEED:

4.26 Knots

DATE:

5/23/2011

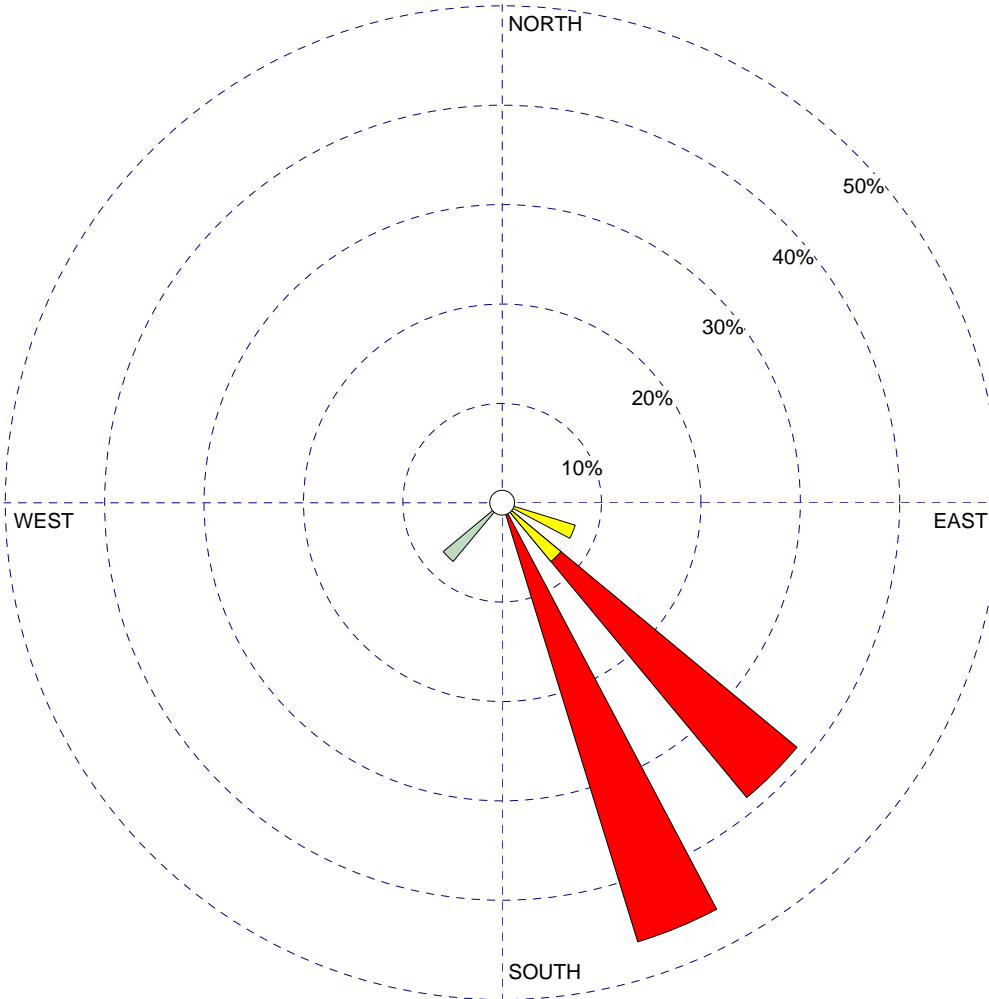
PROJECT NO.:

WIND ROSE PLOT:

**Ascon Landfill Site - IRM Met Station
Huntington Beach, California**

DISPLAY:

**Wind Speed
Direction (blowing from)**



WIND SPEED
(Knots)

- >= 18
- 14 - 18
- 9 - 13
- 5 - 8
- 3 - 5
- 0 - 2

Calms: 0.00%

COMMENTS:

28 September 2010
7:00AM to 7:00PM
Ascon Landfill Site
Huntington Beach, CA

DATA PERIOD:

**2010
Sep 28 - Sep 28
07:00 - 19:00**

COMPANY NAME:

Geosyntec Consultants

CALM WINDS:

0.00%

TOTAL COUNT:

13 hrs.

AVG. WIND SPEED:

5.28 Knots

DATE:

5/23/2011

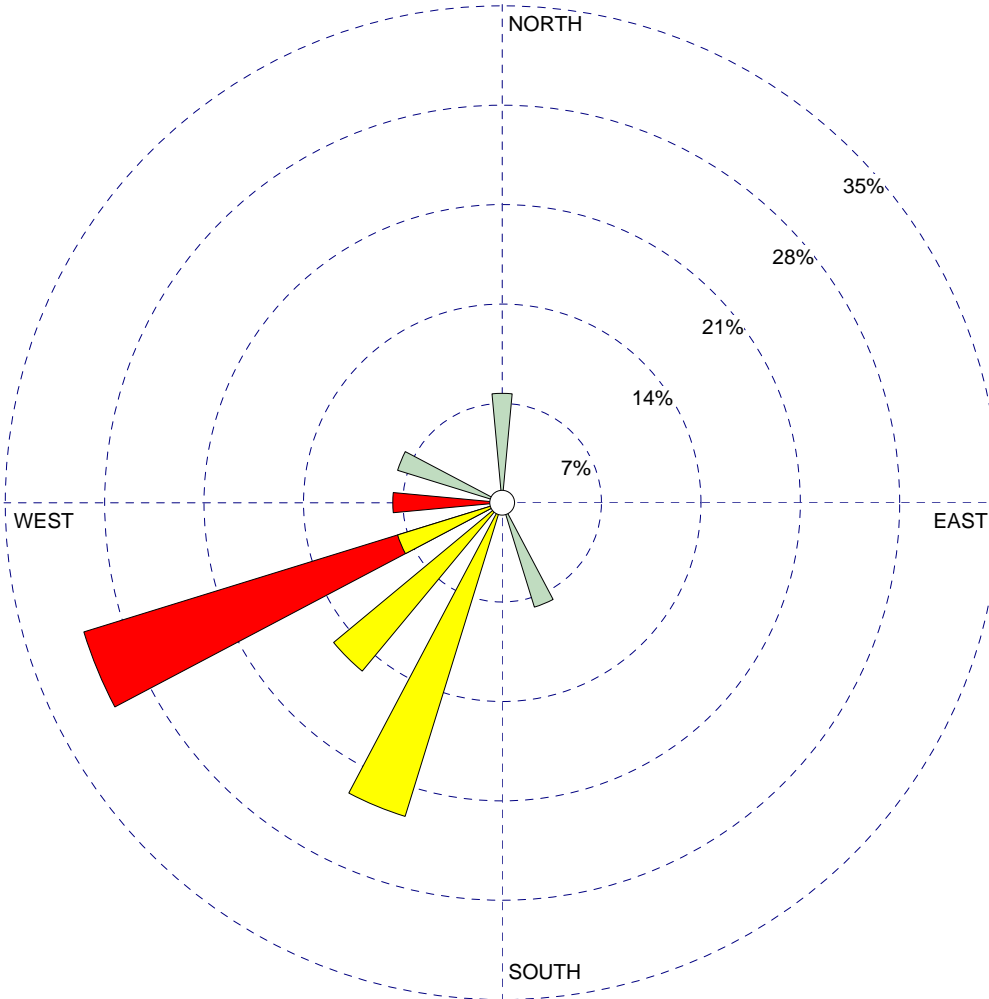
PROJECT NO.:

WIND ROSE PLOT:

**Ascon Landfill Site - IRM Met Station
Huntington Beach, California**

DISPLAY:

**Wind Speed
Direction (blowing from)**



WIND SPEED
(Knots)

- >= 18
- 14 - 18
- 9 - 13
- 5 - 8
- 3 - 5
- 0 - 2

Calms: 0.00%

COMMENTS:

29 September 2010
7:00AM to 7:00PM
Ascon Landfill Site
Huntington Beach, CA

DATA PERIOD:

**2010
Sep 29 - Sep 29
07:00 - 19:00**

COMPANY NAME:

Geosyntec Consultants

CALM WINDS:

0.00%

TOTAL COUNT:

13 hrs.

AVG. WIND SPEED:

3.78 Knots

DATE:

5/23/2011

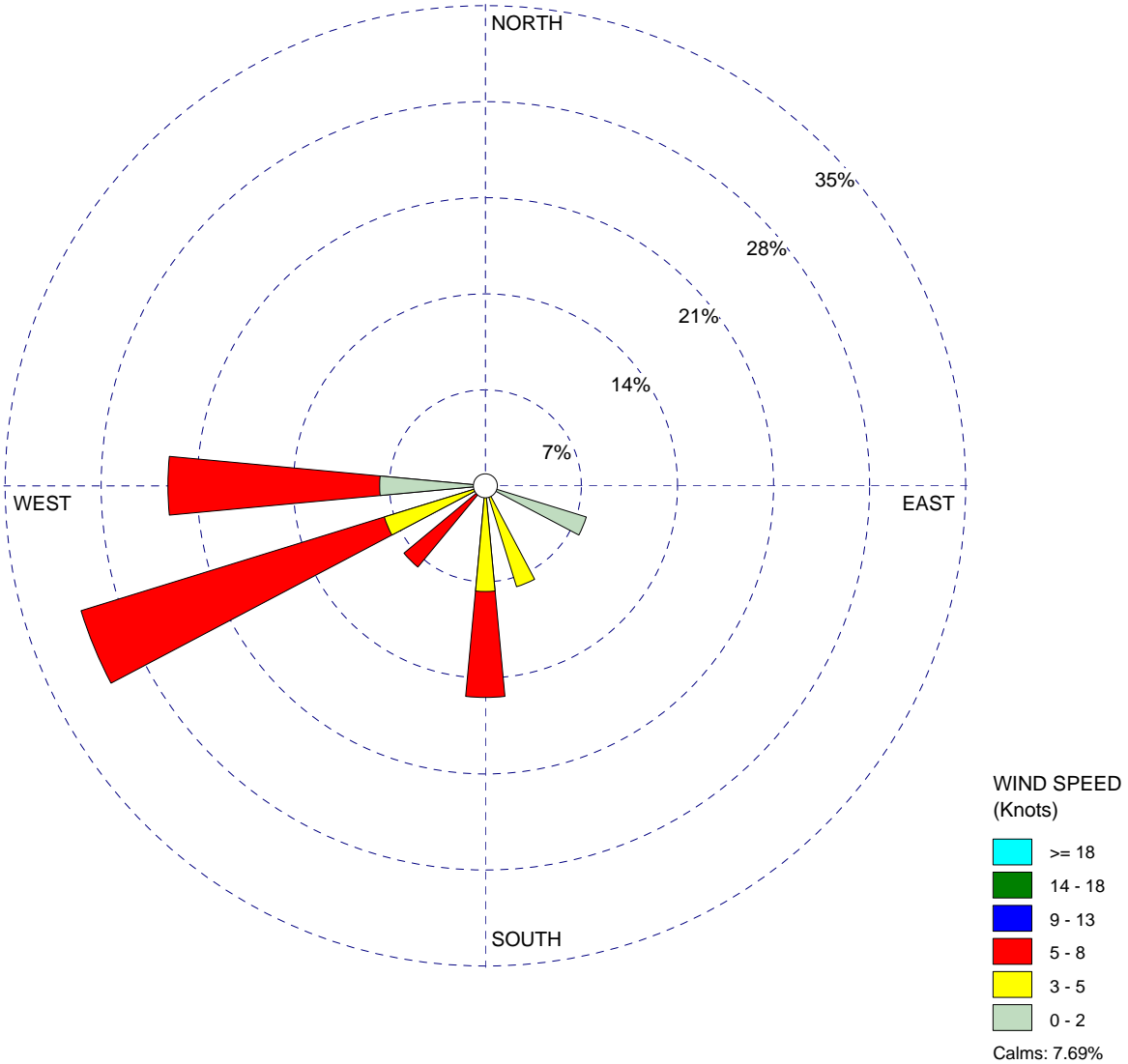
PROJECT NO.:

WIND ROSE PLOT:

**Ascon Landfill Site - IRM Met Station
Huntington Beach, California**

DISPLAY:

**Wind Speed
Direction (blowing from)**



COMMENTS:

30 September 2010
7:00AM to 7:00PM
Ascon Landfill Site
Huntington Beach, CA

DATA PERIOD:

**2010
Sep 30 - Sep 30
07:00 - 19:00**

COMPANY NAME:

Geosyntec Consultants

CALM WINDS:

7.69%

TOTAL COUNT:

13 hrs.

AVG. WIND SPEED:

4.67 Knots

DATE:

5/23/2011

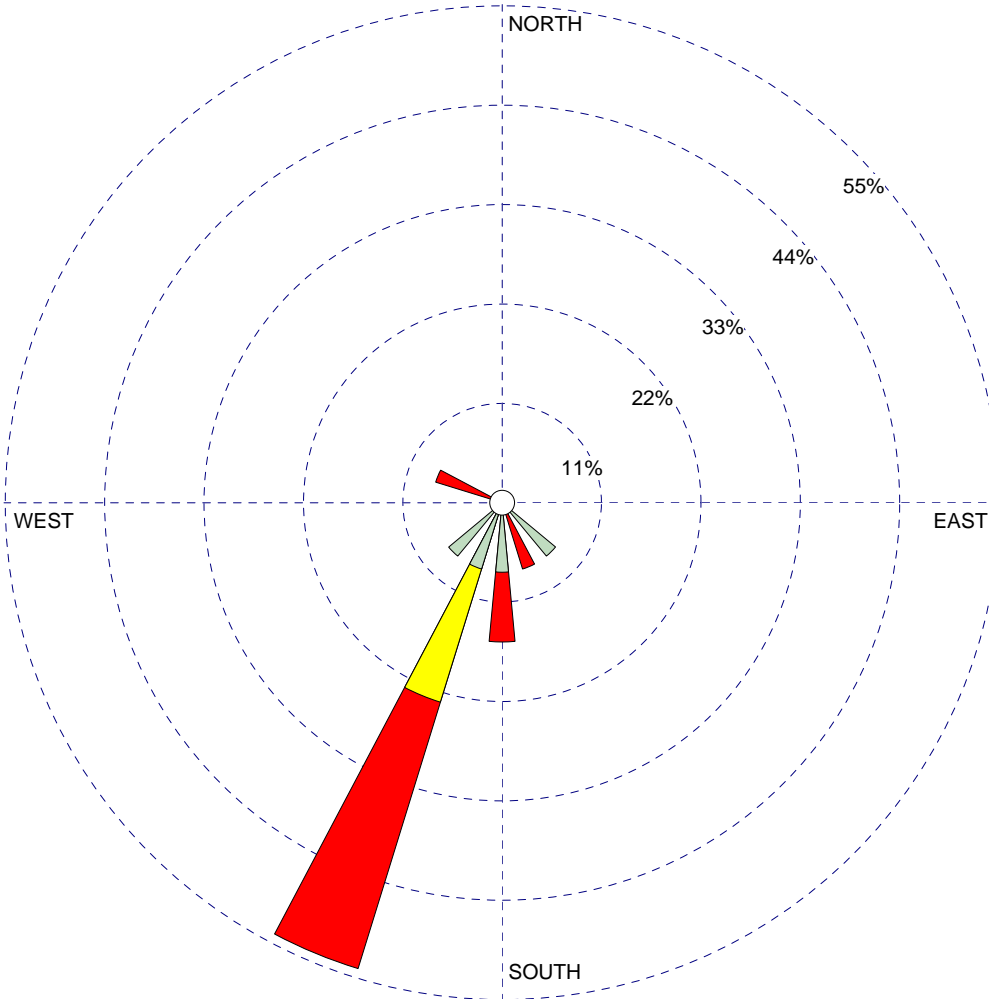
PROJECT NO.:

WIND ROSE PLOT:

**Ascon Landfill Site - IRM Met Station
Huntington Beach, California**

DISPLAY:

**Wind Speed
Direction (blowing from)**



WIND SPEED
(Knots)

- >= 18
- 14 - 18
- 9 - 13
- 5 - 8
- 3 - 5
- 0 - 2

Calms: 0.00%

COMMENTS:

1 October 2010
7:00AM to 7:00PM
Ascon Landfill Site
Huntington Beach, CA

DATA PERIOD:

**2010
Oct 1 - Oct 1
07:00 - 19:00**

COMPANY NAME:

Geosyntec Consultants

CALM WINDS:

0.00%

TOTAL COUNT:

13 hrs.

AVG. WIND SPEED:

4.32 Knots

DATE:

5/23/2011

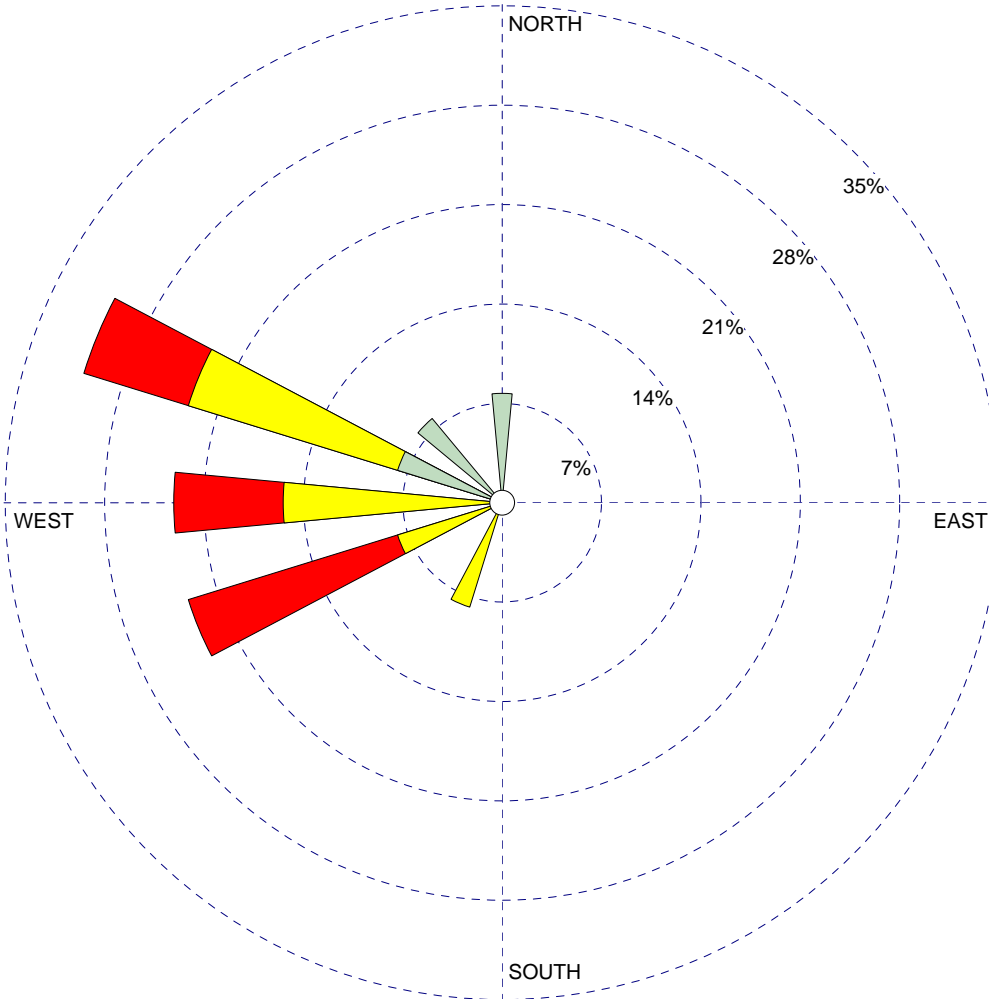
PROJECT NO.:

WIND ROSE PLOT:

**Ascon Landfill Site - IRM Met Station
Huntington Beach, California**

DISPLAY:

**Wind Speed
Direction (blowing from)**



WIND SPEED
(Knots)

- >= 18
- 14 - 18
- 9 - 13
- 5 - 8
- 3 - 5
- 0 - 2

Calms: 0.00%

COMMENTS:

4 October 2010
7:00AM to 7:00PM
Ascon Landfill Site
Huntington Beach, CA

DATA PERIOD:

**2010
Oct 4 - Oct 4
07:00 - 19:00**

COMPANY NAME:

Geosyntec Consultants

CALM WINDS:

0.00%

TOTAL COUNT:

13 hrs.

AVG. WIND SPEED:

3.93 Knots

DATE:

5/23/2011

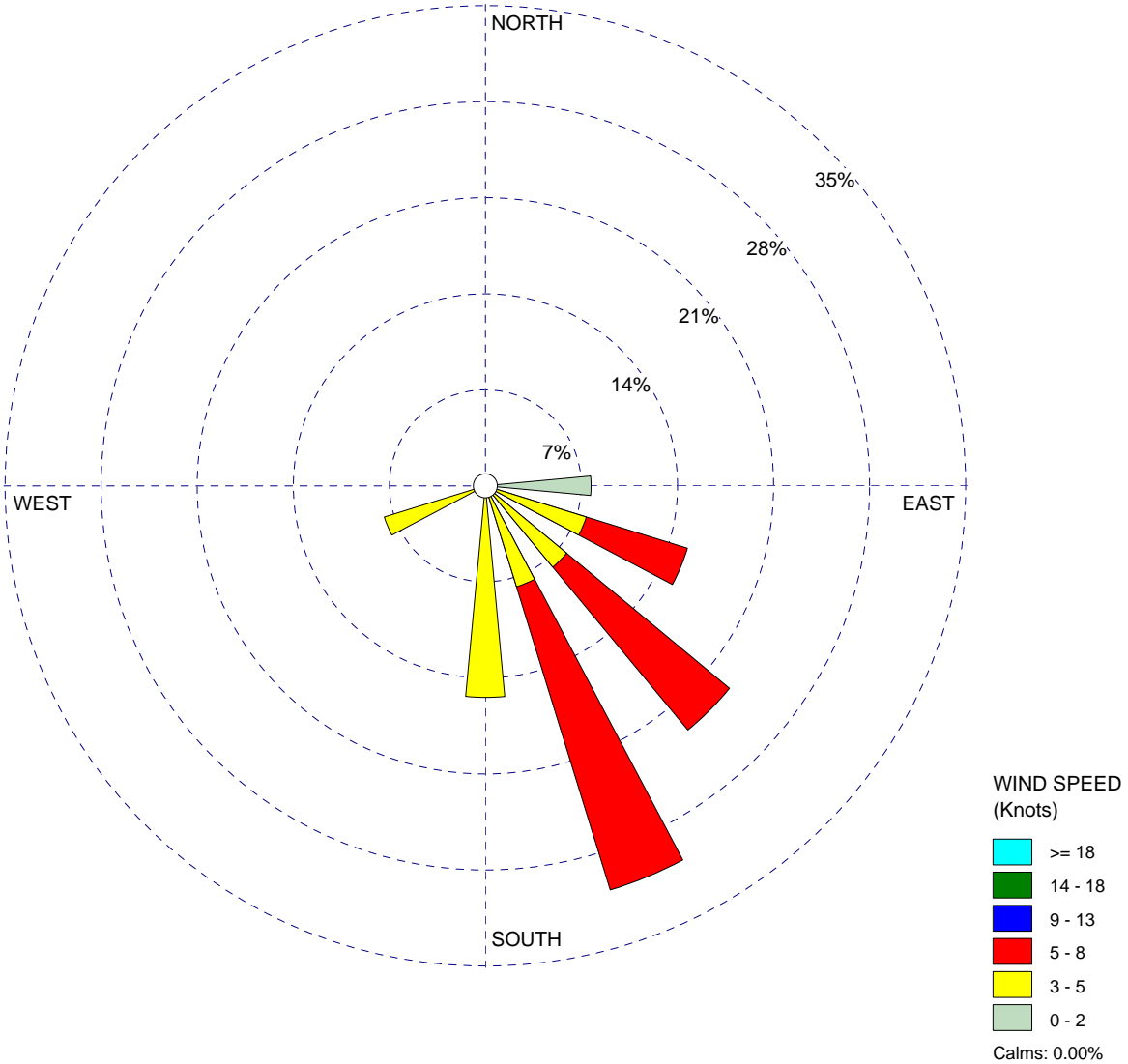
PROJECT NO.:

WIND ROSE PLOT:

**Ascon Landfill Site - IRM Met Station
Huntington Beach, California**

DISPLAY:

**Wind Speed
Direction (blowing from)**



COMMENTS:

5 October 2010
7:00AM to 7:00PM
Ascon Landfill Site
Huntington Beach, CA

DATA PERIOD:

**2010
Oct 5 - Oct 5
07:00 - 19:00**

COMPANY NAME:

Geosyntec Consultants

CALM WINDS:

0.00%

TOTAL COUNT:

13 hrs.

AVG. WIND SPEED:

4.53 Knots

DATE:

5/23/2011

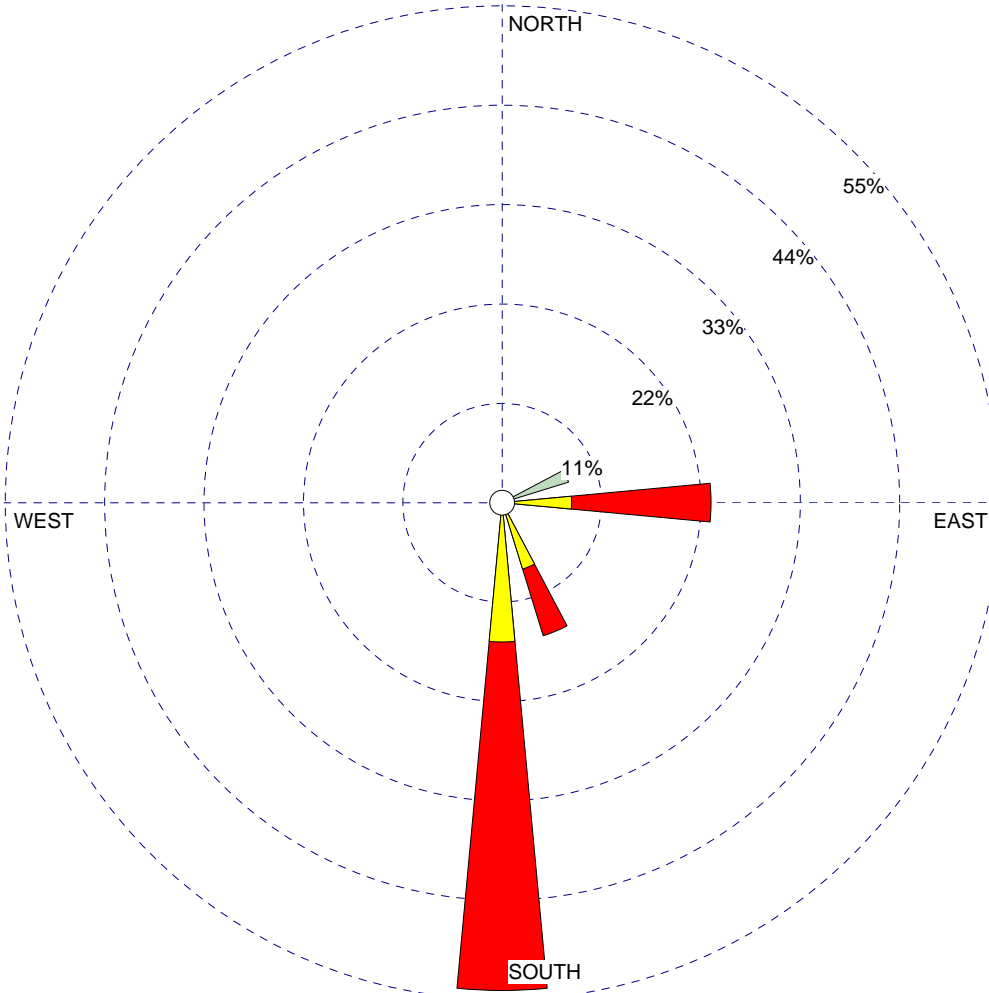
PROJECT NO.:

WIND ROSE PLOT:

**Ascon Landfill Site - IRM Met Station
Huntington Beach, California**

DISPLAY:

**Wind Speed
Direction (blowing from)**



WIND SPEED
(Knots)

- >= 18
- 14 - 18
- 9 - 13
- 5 - 8
- 3 - 5
- 0 - 2

Calms: 0.00%

COMMENTS:

6 October 2010
7:00AM to 7:00PM
Ascon Landfill Site
Huntington Beach, CA

DATA PERIOD:

**2010
Oct 6 - Oct 6
07:00 - 19:00**

COMPANY NAME:

Geosyntec Consultants

CALM WINDS:

0.00%

TOTAL COUNT:

13 hrs.

AVG. WIND SPEED:

5.07 Knots

DATE:

5/23/2011

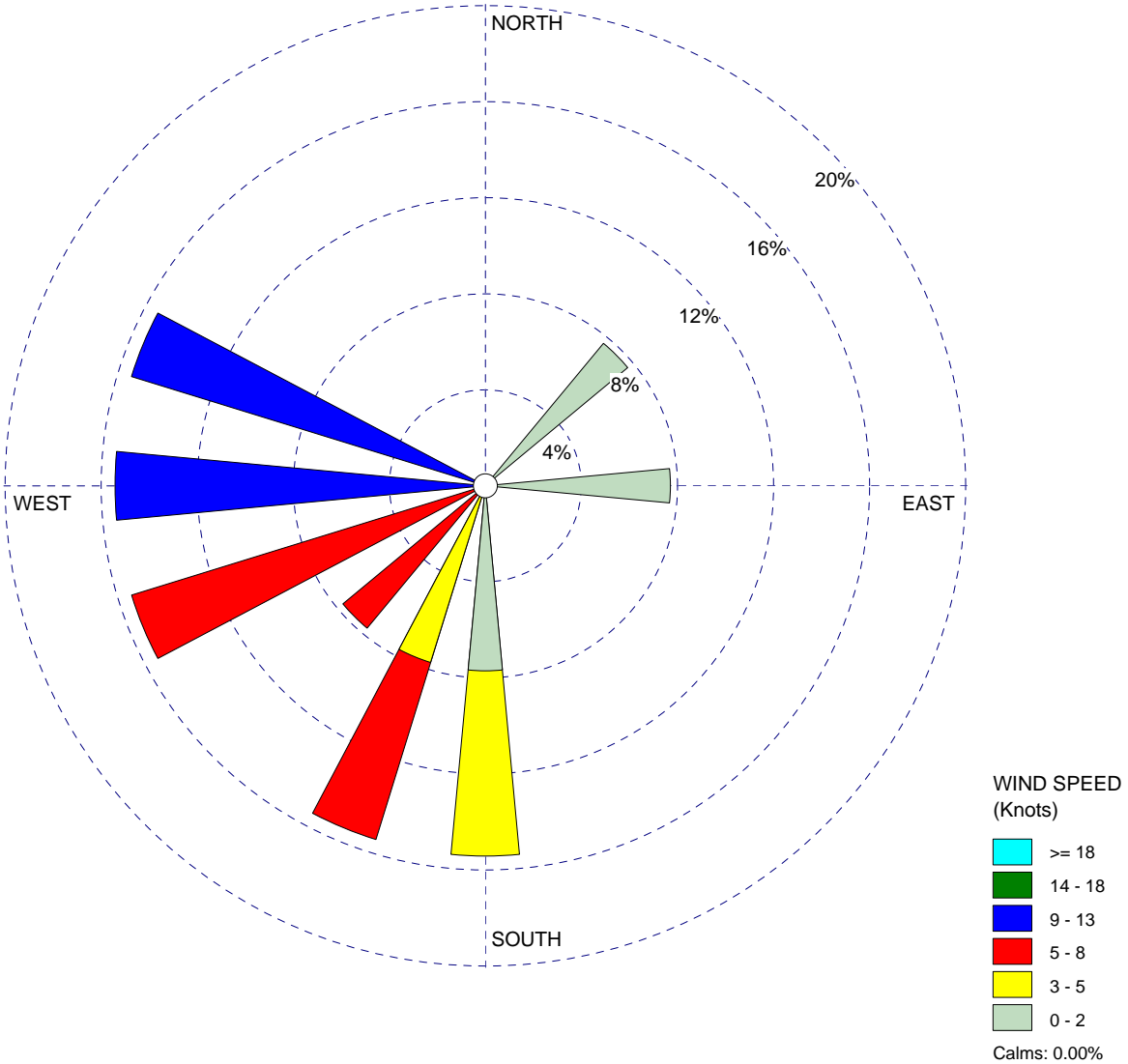
PROJECT NO.:

WIND ROSE PLOT:

**Ascon Landfill Site - IRM Met Station
Huntington Beach, California**

DISPLAY:

**Wind Speed
Direction (blowing from)**



COMMENTS:

7 October 2010
7:00AM to 7:00PM
Ascon Landfill Site
Huntington Beach, CA

DATA PERIOD:

**2010
Oct 7 - Oct 7
07:00 - 19:00**

COMPANY NAME:

Geosyntec Consultants

CALM WINDS:

0.00%

TOTAL COUNT:

13 hrs.

AVG. WIND SPEED:

5.74 Knots

DATE:

5/23/2011

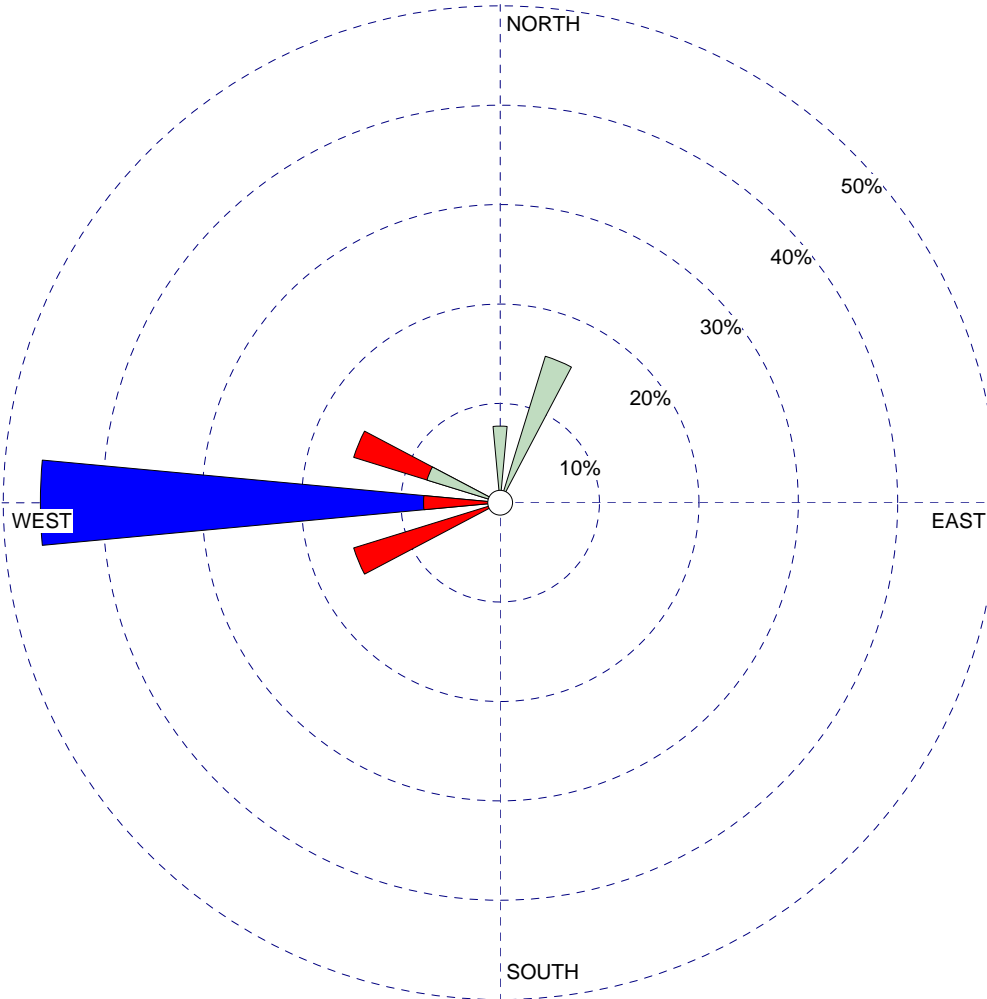
PROJECT NO.:

WIND ROSE PLOT:

**Ascon Landfill Site - IRM Met Station
Huntington Beach, California**

DISPLAY:

**Wind Speed
Direction (blowing from)**



WIND SPEED
(Knots)

- >= 18
- 14 - 18
- 9 - 13
- 5 - 8
- 3 - 5
- 0 - 2

Calms: 0.00%

COMMENTS:

8 October 2010
7:00AM to 7:00PM
Ascon Landfill Site
Huntington Beach, CA

DATA PERIOD:

**2010
Oct 8 - Oct 8
07:00 - 19:00**

COMPANY NAME:

Geosyntec Consultants

CALM WINDS:

0.00%

TOTAL COUNT:

13 hrs.

AVG. WIND SPEED:

5.97 Knots

DATE:

5/23/2011

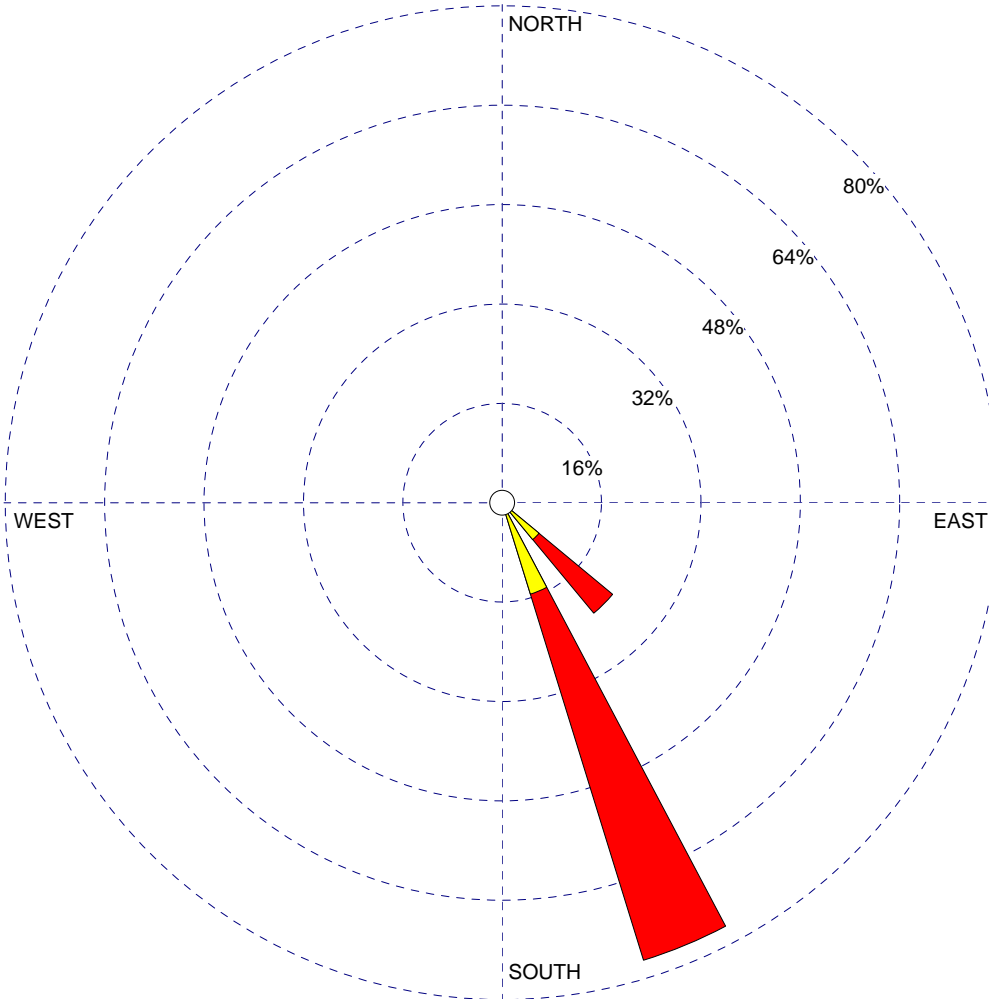
PROJECT NO.:

WIND ROSE PLOT:

**Ascon Landfill Site - IRM Met Station
Huntington Beach, California**

DISPLAY:

**Wind Speed
Direction (blowing from)**



WIND SPEED
(Knots)

- >= 18
- 14 - 18
- 9 - 13
- 5 - 8
- 3 - 5
- 0 - 2

Calms: 0.00%

COMMENTS:

11 October 2010
7:00AM to 7:00PM
Ascon Landfill Site
Huntington Beach, CA

DATA PERIOD:

**2010
Oct 11 - Oct 11
07:00 - 19:00**

COMPANY NAME:

Geosyntec Consultants

CALM WINDS:

0.00%

TOTAL COUNT:

13 hrs.

AVG. WIND SPEED:

5.76 Knots

DATE:

5/23/2011

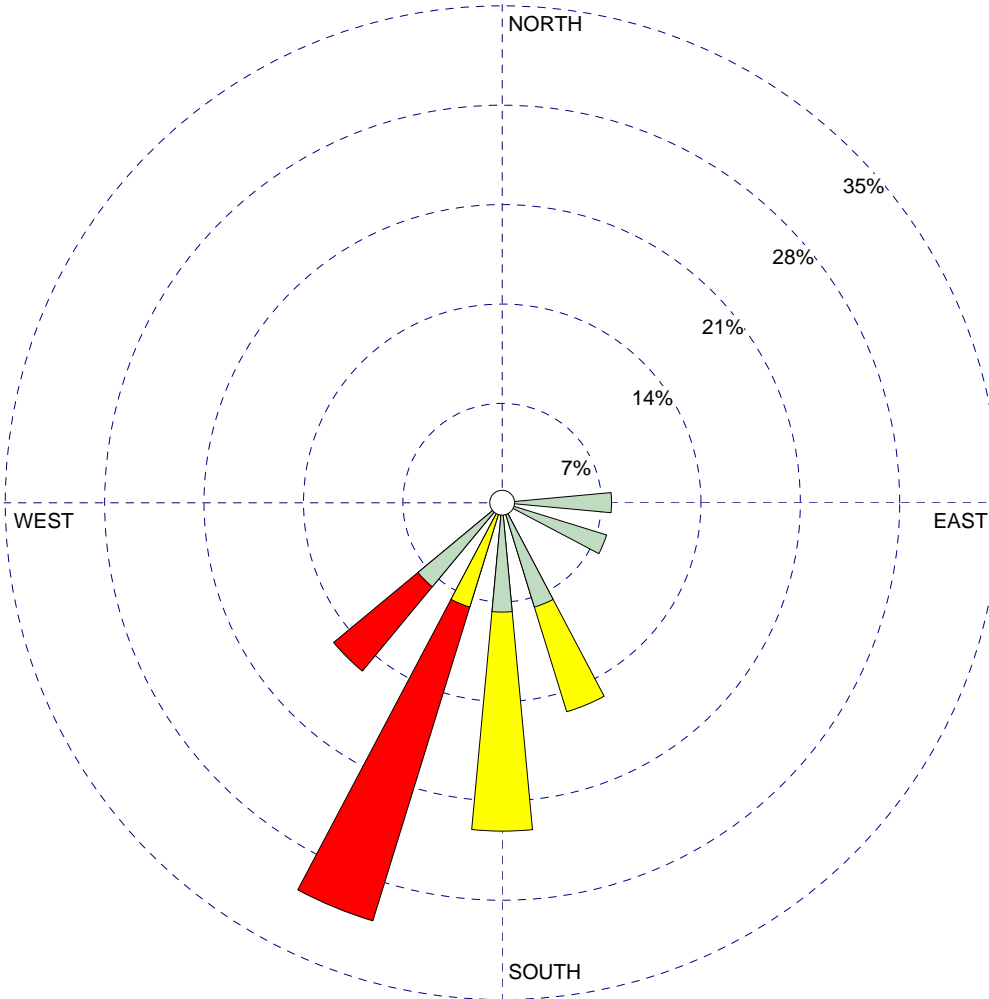
PROJECT NO.:

WIND ROSE PLOT:

**Ascon Landfill Site - IRM Met Station
Huntington Beach, California**

DISPLAY:

**Wind Speed
Direction (blowing from)**



WIND SPEED
(Knots)

- >= 18
- 14 - 18
- 9 - 13
- 5 - 8
- 3 - 5
- 0 - 2

Calms: 0.00%

COMMENTS:

12 October 2010
7:00AM to 7:00PM
Ascon Landfill Site
Huntington Beach, CA

DATA PERIOD:

**2010
Oct 12 - Oct 12
07:00 - 19:00**

COMPANY NAME:

Geosyntec Consultants

CALM WINDS:

0.00%

TOTAL COUNT:

13 hrs.

AVG. WIND SPEED:

3.90 Knots

DATE:

5/23/2011

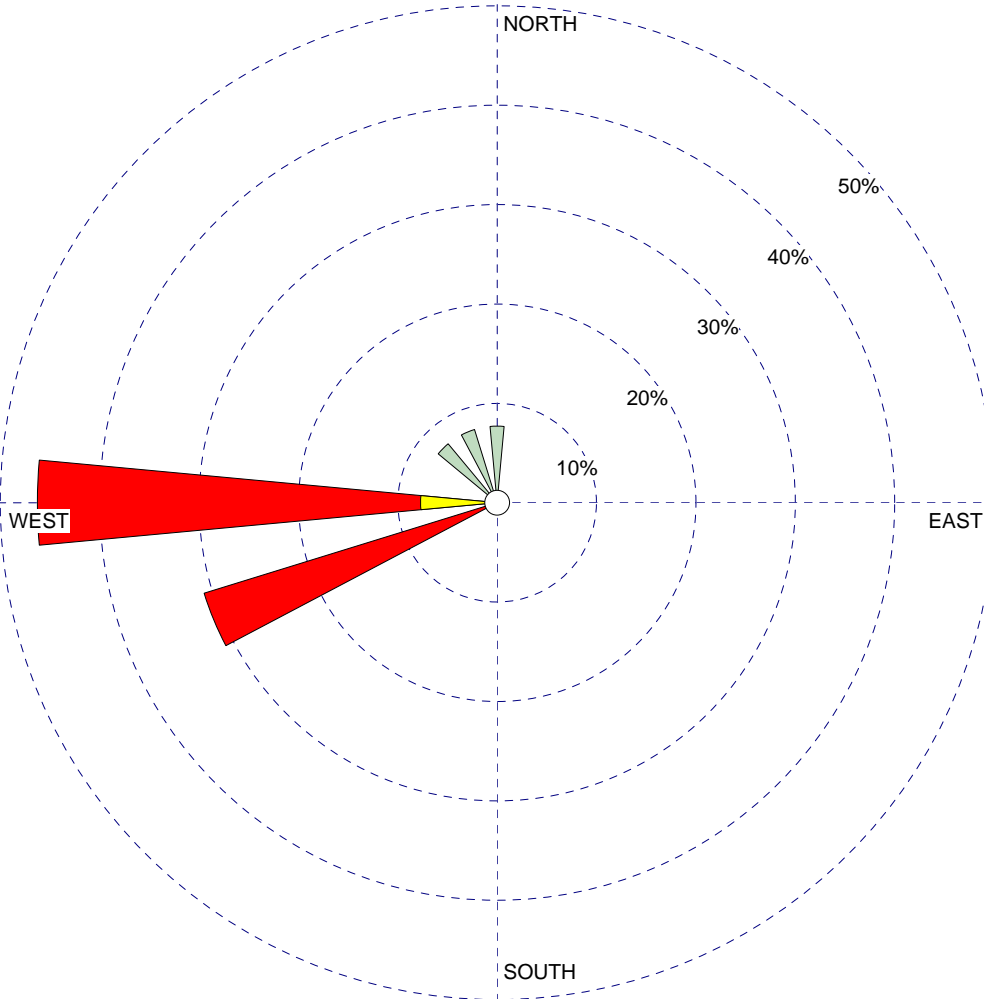
PROJECT NO.:

WIND ROSE PLOT:

**Ascon Landfill Site - IRM Met Station
Huntington Beach, California**

DISPLAY:

**Wind Speed
Direction (blowing from)**



WIND SPEED
(Knots)

- >= 18
- 14 - 18
- 9 - 13
- 5 - 8
- 3 - 5
- 0 - 2

Calms: 0.00%

COMMENTS:

13 October 2010
7:00AM to 9:00AM
Ascon Landfill Site
Huntington Beach, CA

DATA PERIOD:

**2010
Oct 13 - Oct 13
07:00 - 19:00**

COMPANY NAME:

Geosyntec Consultants

CALM WINDS:

0.00%

TOTAL COUNT:

13 hrs.

AVG. WIND SPEED:

5.19 Knots

DATE:

5/23/2011

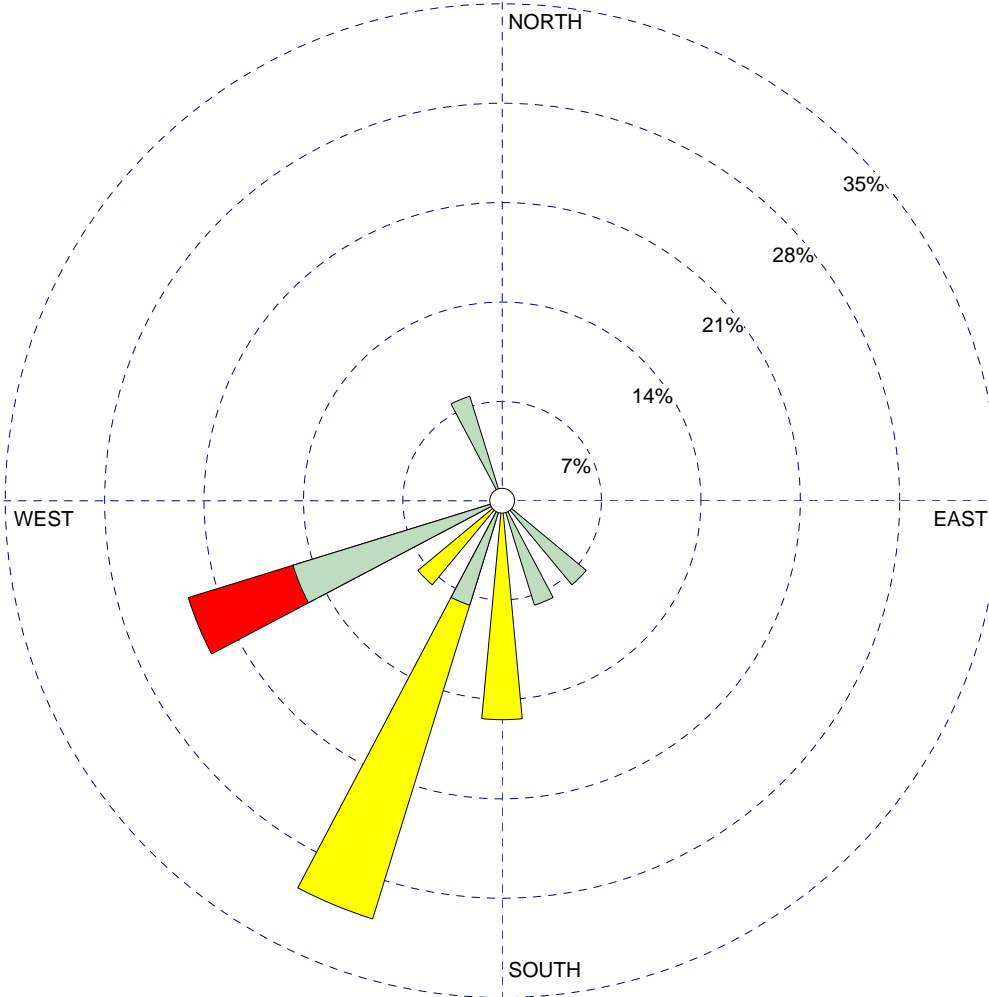
PROJECT NO.:

WIND ROSE PLOT:

**Ascon Landfill Site - IRM Met Station
Huntington Beach, California**

DISPLAY:

**Wind Speed
Direction (blowing from)**



WIND SPEED
(Knots)

- >= 18
- 14 - 18
- 9 - 13
- 5 - 8
- 3 - 5
- 0 - 2

Calms: 0.00%

COMMENTS:

14 October 2010
7:00AM to 7:00PM
Ascon Landfill Site
Huntington Beach, CA

DATA PERIOD:

**2010
Oct 14 - Oct 14
07:00 - 19:00**

COMPANY NAME:

Geosyntec Consultants

CALM WINDS:

0.00%

TOTAL COUNT:

13 hrs.

AVG. WIND SPEED:

3.13 Knots

DATE:

5/23/2011

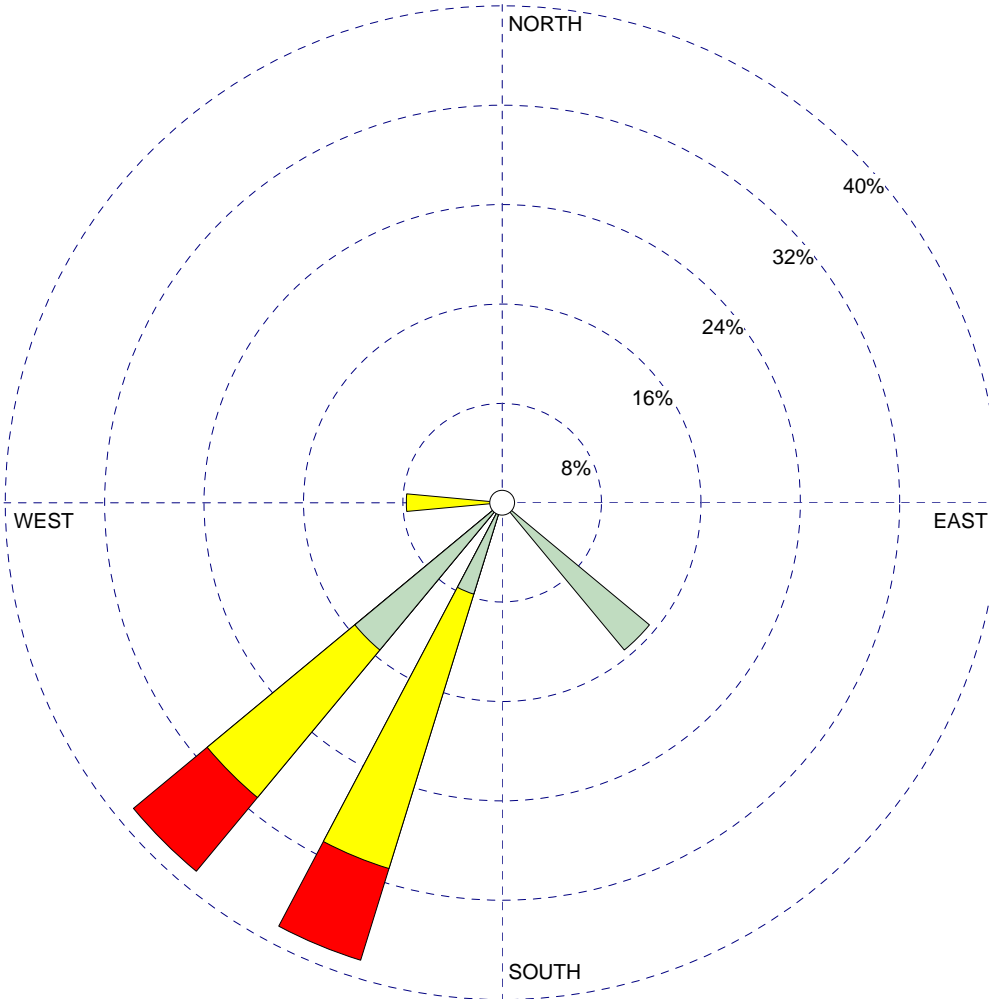
PROJECT NO.:

WIND ROSE PLOT:

**Ascon Landfill Site - IRM Met Station
Huntington Beach, California**

DISPLAY:

**Wind Speed
Direction (blowing from)**



WIND SPEED
(Knots)

- >= 18
- 14 - 18
- 9 - 13
- 5 - 8
- 3 - 5
- 0 - 2

Calms: 0.00%

COMMENTS:

15 October 2010
7:00AM to 7:00PM
Ascon Landfill Site
Huntington Beach, CA

DATA PERIOD:

**2010
Oct 15 - Oct 15
07:00 - 19:00**

COMPANY NAME:

Geosyntec Consultants

CALM WINDS:

0.00%

TOTAL COUNT:

13 hrs.

AVG. WIND SPEED:

3.32 Knots

DATE:

5/23/2011

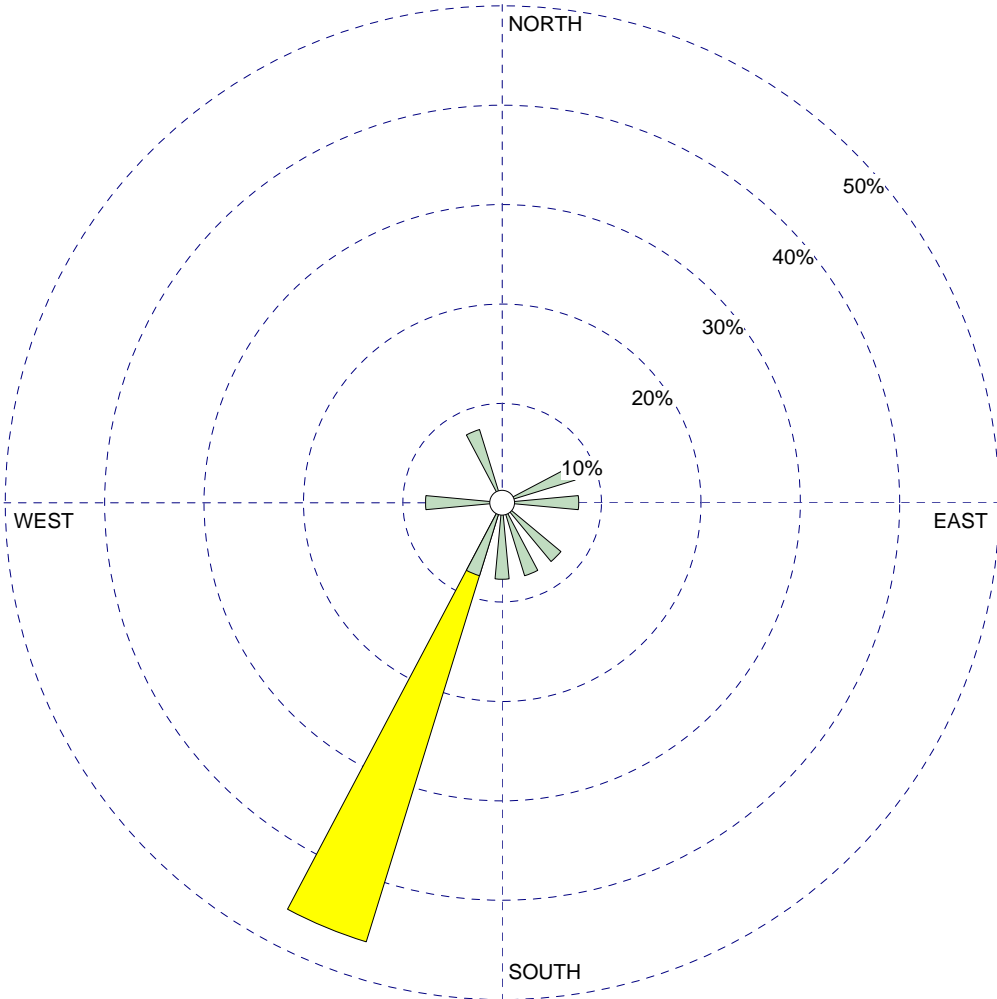
PROJECT NO.:

WIND ROSE PLOT:

**Ascon Landfill Site - IRM Met Station
Huntington Beach, California**

DISPLAY:

**Wind Speed
Direction (blowing from)**



WIND SPEED
(Knots)

- >= 18
- 14 - 18
- 9 - 13
- 5 - 8
- 3 - 5
- 0 - 2

Calms: 0.00%

COMMENTS:

18 October 2010
7:00AM to 7:00PM
Ascon Landfill Site
Huntington Beach, CA

DATA PERIOD:

**2010
Oct 18 - Oct 18
07:00 - 19:00**

COMPANY NAME:

Geosyntec Consultants

CALM WINDS:

0.00%

TOTAL COUNT:

13 hrs.

AVG. WIND SPEED:

2.51 Knots

DATE:

5/23/2011

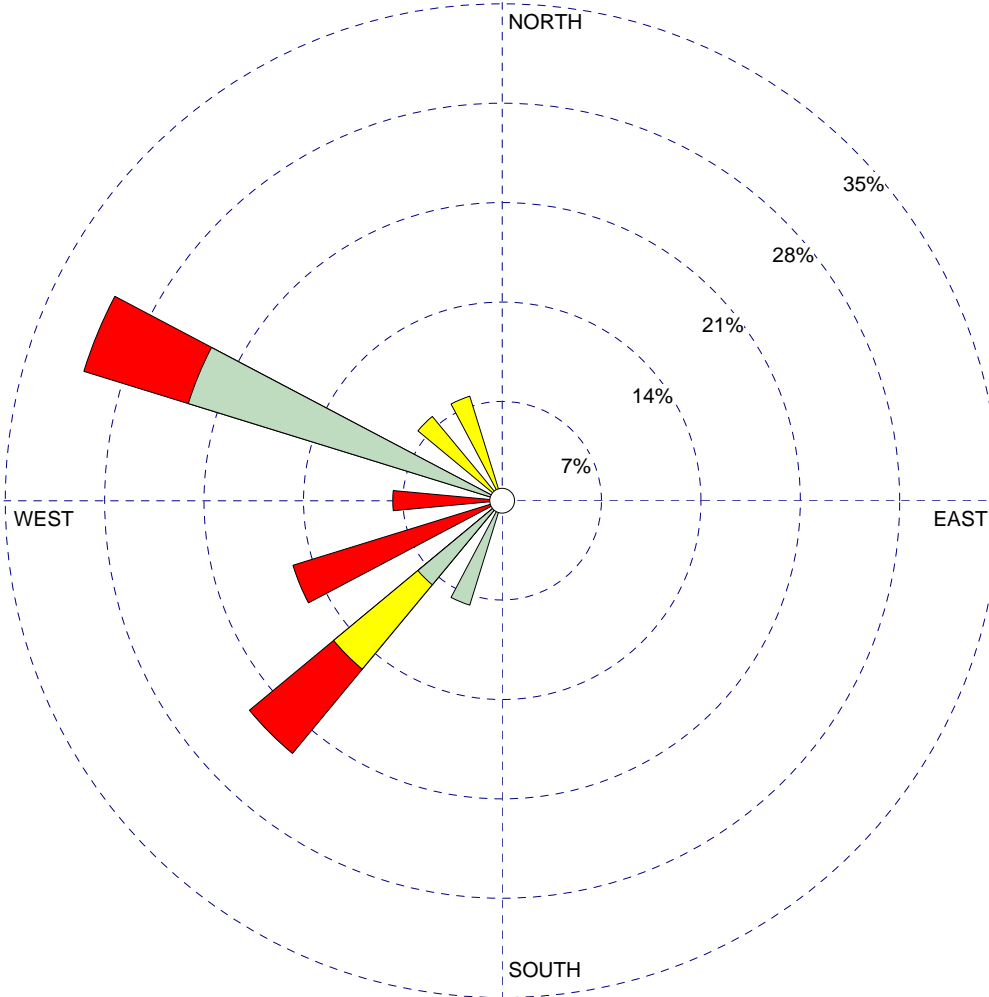
PROJECT NO.:

WIND ROSE PLOT:

**Ascon Landfill Site - IRM Met Station
Huntington Beach, California**

DISPLAY:

**Wind Speed
Direction (blowing from)**



WIND SPEED
(Knots)

- >= 18
- 14 - 18
- 9 - 13
- 5 - 8
- 3 - 5
- 0 - 2

Calms: 0.00%

COMMENTS:

19 October 2010
7:00AM to 7:00PM
Ascon Landfill Site
Huntington Beach, CA

DATA PERIOD:

**2010
Oct 19 - Oct 19
07:00 - 19:00**

COMPANY NAME:

Geosyntec Consultants

CALM WINDS:

0.00%

TOTAL COUNT:

13 hrs.

AVG. WIND SPEED:

4.32 Knots

DATE:

5/23/2011

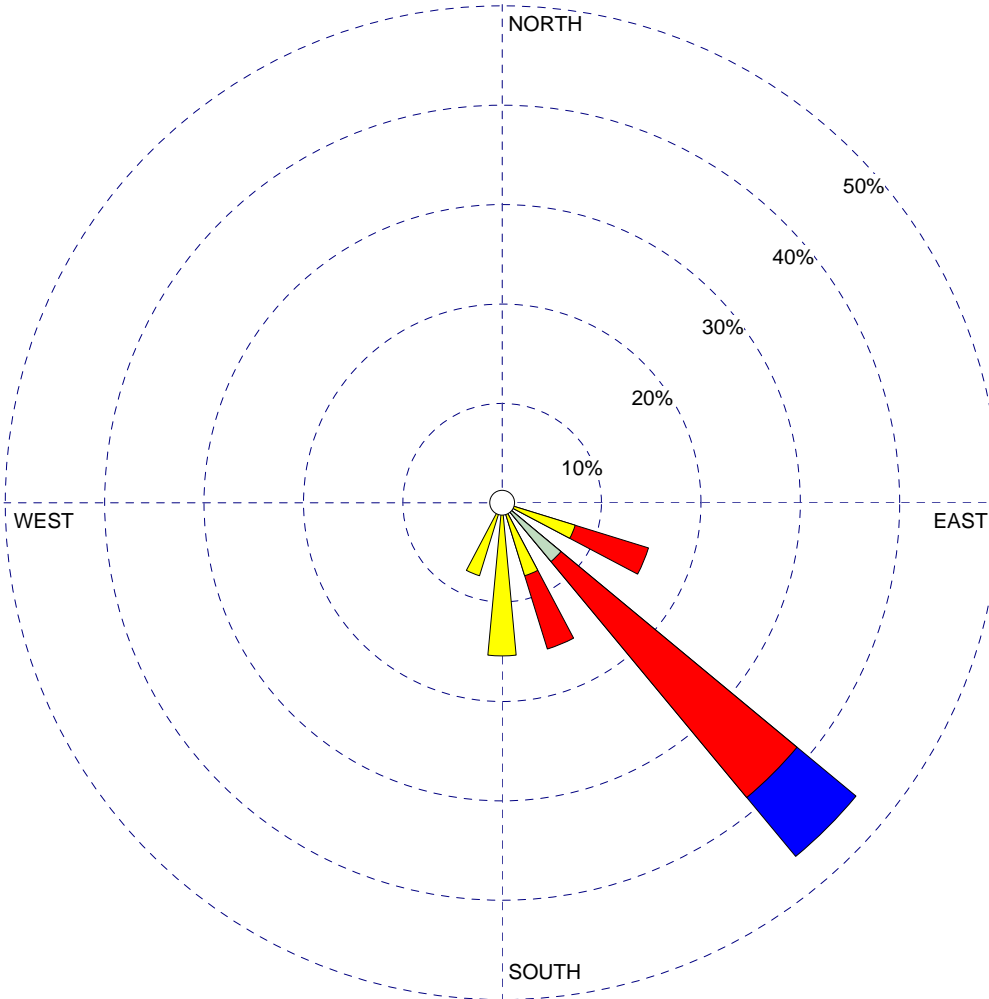
PROJECT NO.:

WIND ROSE PLOT:

**Ascon Landfill Site - IRM Met Station
Huntington Beach, California**

DISPLAY:

**Wind Speed
Direction (blowing from)**



WIND SPEED
(Knots)

- >= 18
- 14 - 18
- 9 - 13
- 5 - 8
- 3 - 5
- 0 - 2

Calms: 0.00%

COMMENTS:

20 October 2010
7:00AM to 7:00PM
Ascon Landfill Site
Huntington Beach, CA

DATA PERIOD:

**2010
Oct 20 - Oct 20
07:00 - 19:00**

COMPANY NAME:

Geosyntec Consultants

CALM WINDS:

0.00%

TOTAL COUNT:

13 hrs.

AVG. WIND SPEED:

5.32 Knots

DATE:

5/23/2011

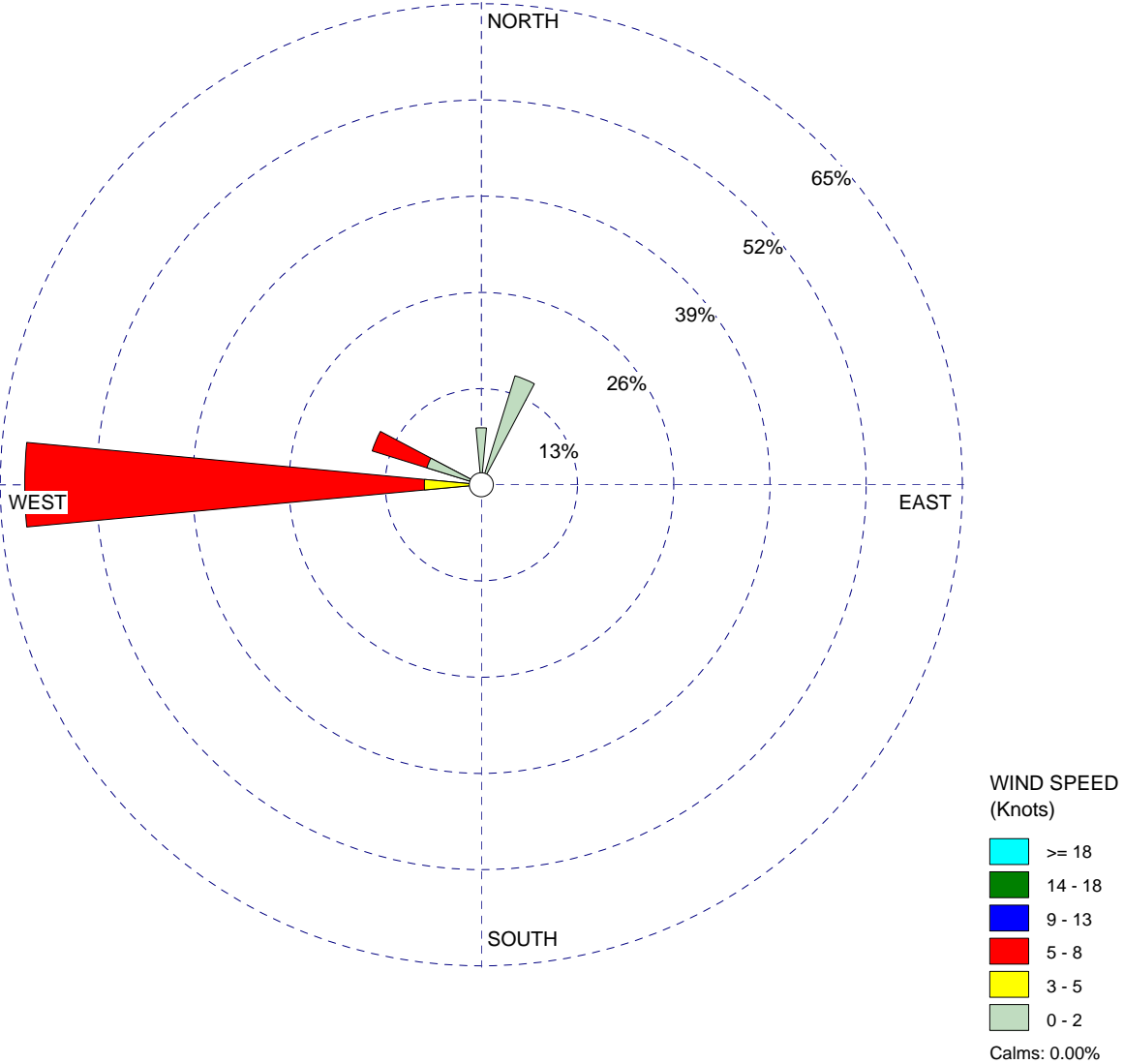
PROJECT NO.:

WIND ROSE PLOT:

**Ascon Landfill Site - IRM Met Station
Huntington Beach, California**

DISPLAY:

**Wind Speed
Direction (blowing from)**



COMMENTS:

21 October 2010
7:00AM to 7:00PM
Ascon Landfill Site
Huntington Beach, CA

DATA PERIOD:

**2010
Oct 21 - Oct 21
07:00 - 19:00**

COMPANY NAME:

Geosyntec Consultants

CALM WINDS:

0.00%

TOTAL COUNT:

13 hrs.

AVG. WIND SPEED:

4.53 Knots

DATE:

5/23/2011

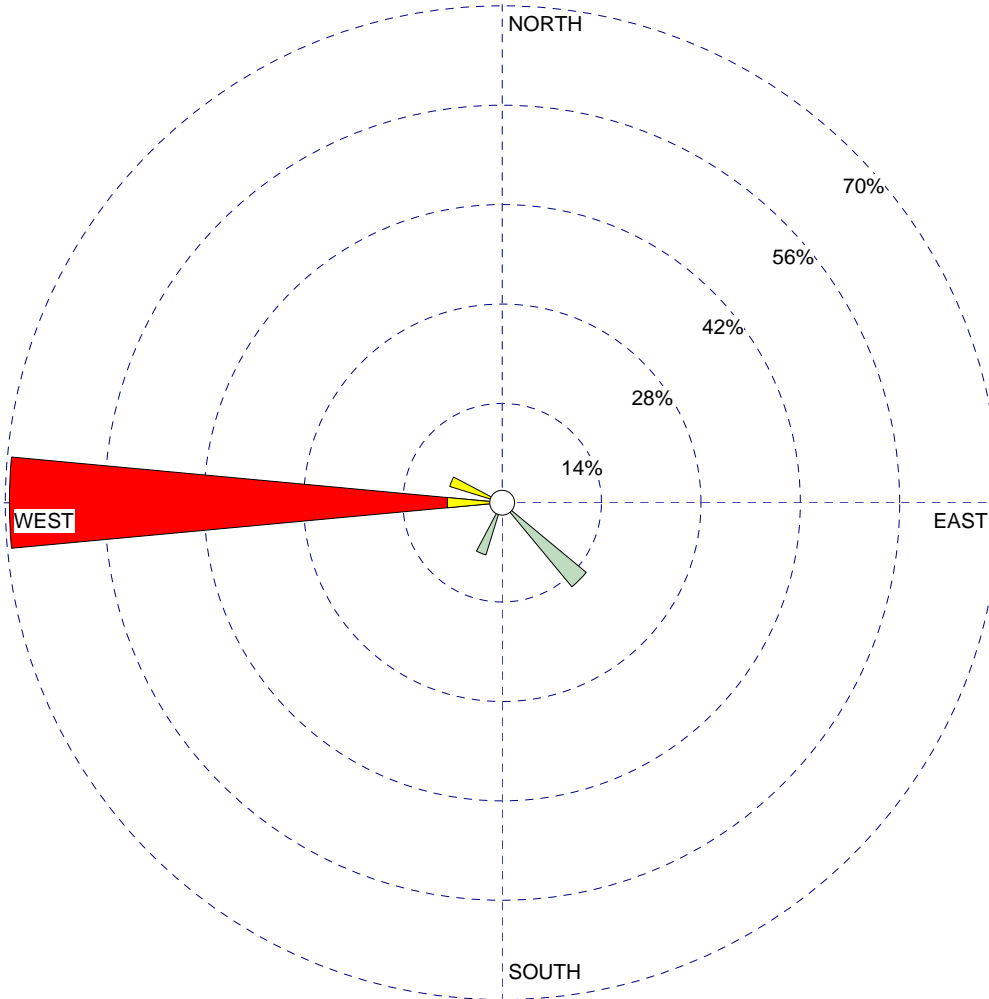
PROJECT NO.:

WIND ROSE PLOT:

**Ascon Landfill Site - IRM Met Station
Huntington Beach, California**

DISPLAY:

**Wind Speed
Direction (blowing from)**



WIND SPEED
(Knots)

- >= 18
- 14 - 18
- 9 - 13
- 5 - 8
- 3 - 5
- 0 - 2

Calms: 0.00%

COMMENTS:

22 October 2010
7:00AM to 7:00PM
Ascon Landfill Site
Huntington Beach, CA

DATA PERIOD:

**2010
Oct 22 - Oct 22
07:00 - 19:00**

COMPANY NAME:

Geosyntec Consultants

CALM WINDS:

0.00%

TOTAL COUNT:

13 hrs.

AVG. WIND SPEED:

5.20 Knots

DATE:

5/23/2011

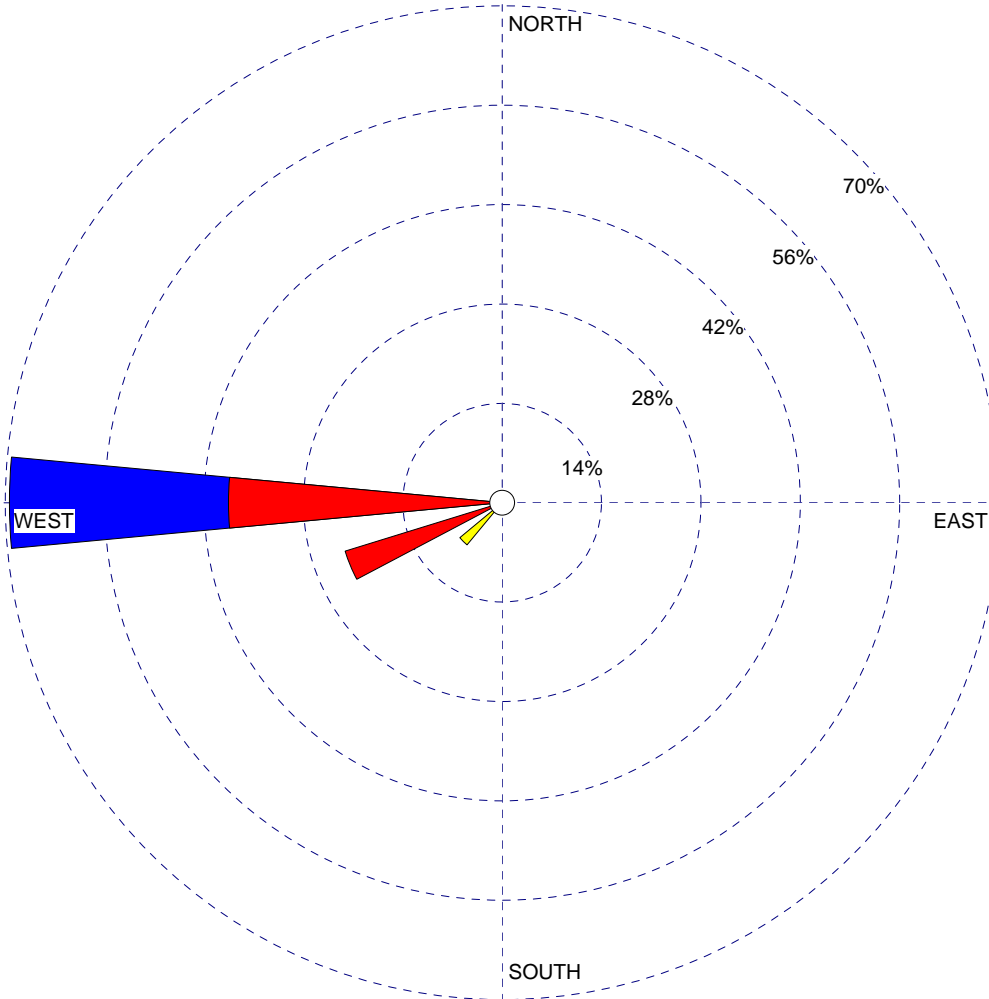
PROJECT NO.:

WIND ROSE PLOT:

**Ascon Landfill Site - IRM Met Station
Huntington Beach, California**

DISPLAY:

**Wind Speed
Direction (blowing from)**



WIND SPEED
(Knots)

- >= 18
- 14 - 18
- 9 - 13
- 5 - 8
- 3 - 5
- 0 - 2

Calms: 0.00%

COMMENTS:

25 October 2010
7:00AM to 7:00PM
Ascon Landfill Site
Huntington Beach, CA

DATA PERIOD:

**2010
Oct 25 - Oct 25
07:00 - 19:00**

COMPANY NAME:

Geosyntec Consultants

CALM WINDS:

0.00%

TOTAL COUNT:

13 hrs.

AVG. WIND SPEED:

6.88 Knots

DATE:

5/23/2011

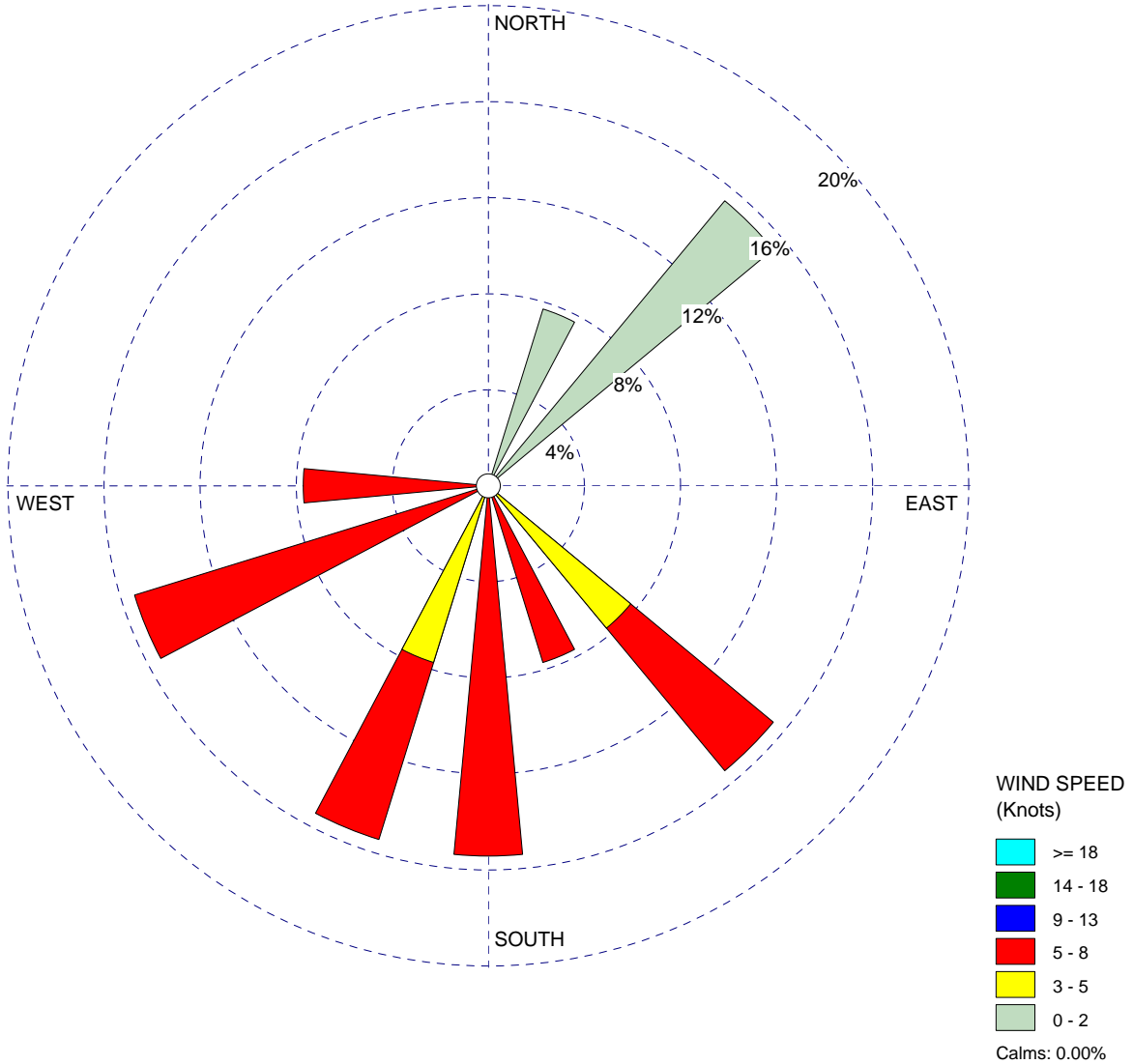
PROJECT NO.:

WIND ROSE PLOT:

**Ascon Landfill Site - IRM Met Station
Huntington Beach, California**

DISPLAY:

**Wind Speed
Direction (blowing from)**



COMMENTS:

26 October 2010
7:00AM to 7:00PM
Ascon Landfill Site
Huntington Beach, CA

DATA PERIOD:

**2010
Oct 26 - Oct 26
07:00 - 19:00**

COMPANY NAME:

Geosyntec Consultants

CALM WINDS:

0.00%

TOTAL COUNT:

13 hrs.

AVG. WIND SPEED:

4.35 Knots

DATE:

5/23/2011

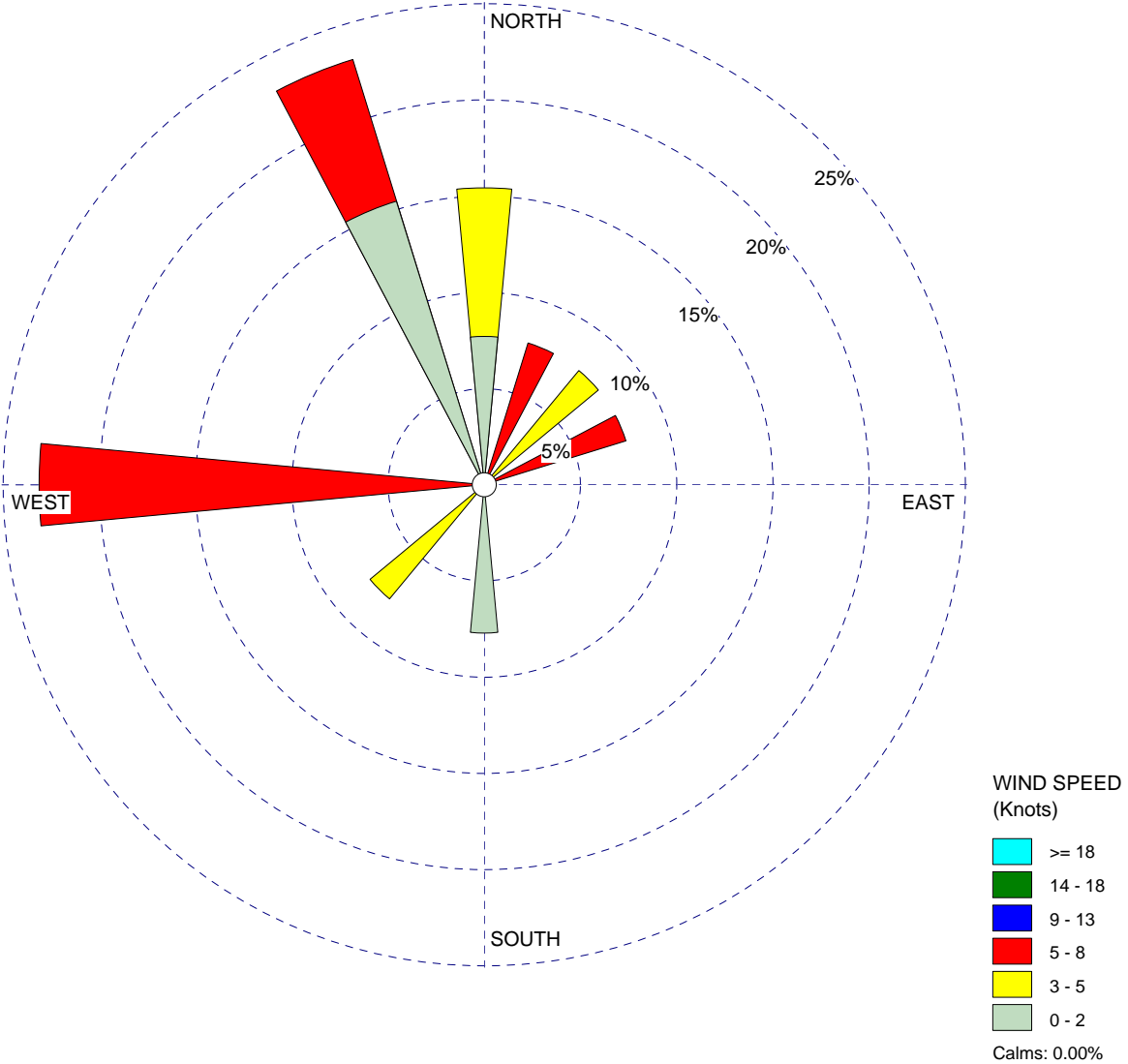
PROJECT NO.:

WIND ROSE PLOT:

**Ascon Landfill Site - IRM Met Station
Huntington Beach, California**

DISPLAY:

**Wind Speed
Direction (blowing from)**



COMMENTS:

27 October 2010
7:00AM to 7:00PM
Ascon Landfill Site
Huntington Beach, CA

DATA PERIOD:

**2010
Oct 27 - Oct 27
07:00 - 19:00**

COMPANY NAME:

Geosyntec Consultants

CALM WINDS:

0.00%

TOTAL COUNT:

13 hrs.

AVG. WIND SPEED:

3.99 Knots

DATE:

5/23/2011

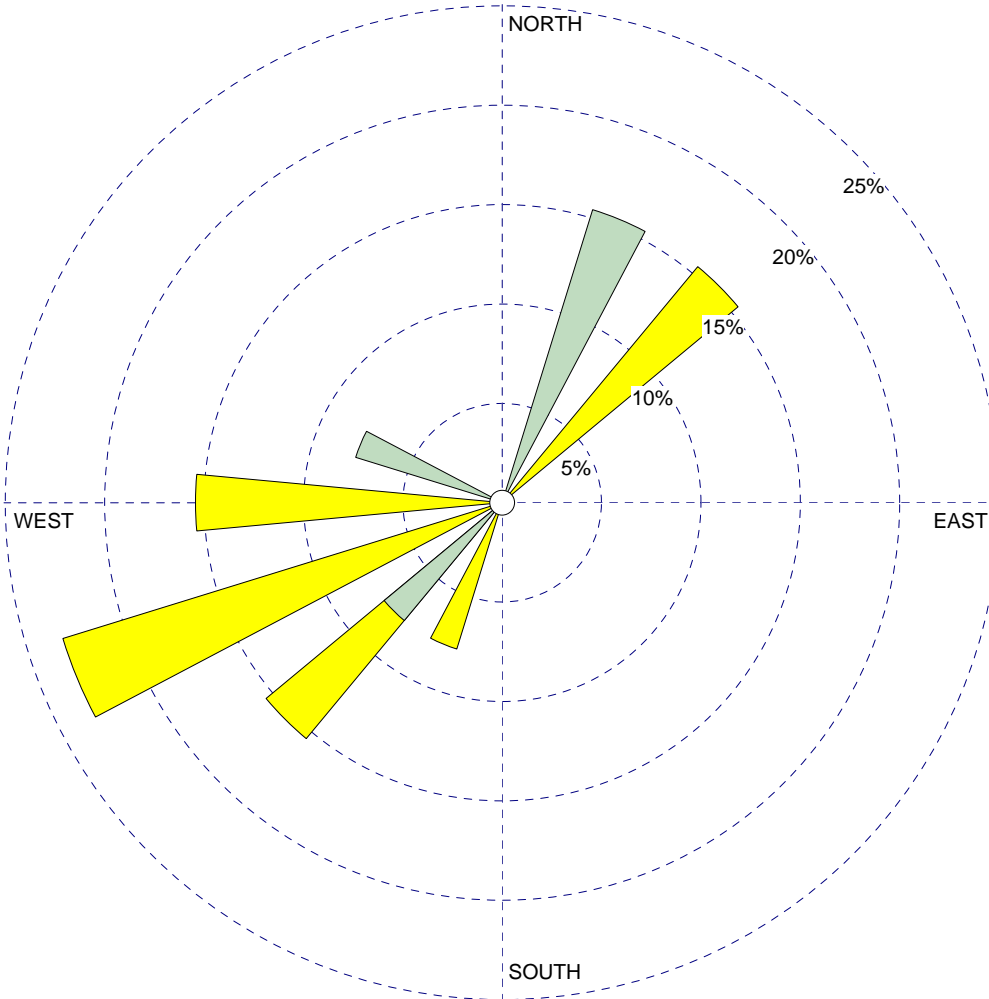
PROJECT NO.:

WIND ROSE PLOT:

**Ascon Landfill Site - IRM Met Station
Huntington Beach, California**

DISPLAY:

**Wind Speed
Direction (blowing from)**



WIND SPEED
(Knots)

- >= 18
- 14 - 18
- 9 - 13
- 5 - 8
- 3 - 5
- 0 - 2

Calms: 0.00%

COMMENTS:

28 October 2010
7:00AM to 7:00PM
Ascon Landfill Site
Huntington Beach, CA

DATA PERIOD:

**2010
Oct 28 - Oct 28
07:00 - 19:00**

COMPANY NAME:

Geosyntec Consultants

CALM WINDS:

0.00%

TOTAL COUNT:

13 hrs.

AVG. WIND SPEED:

3.26 Knots

DATE:

5/23/2011

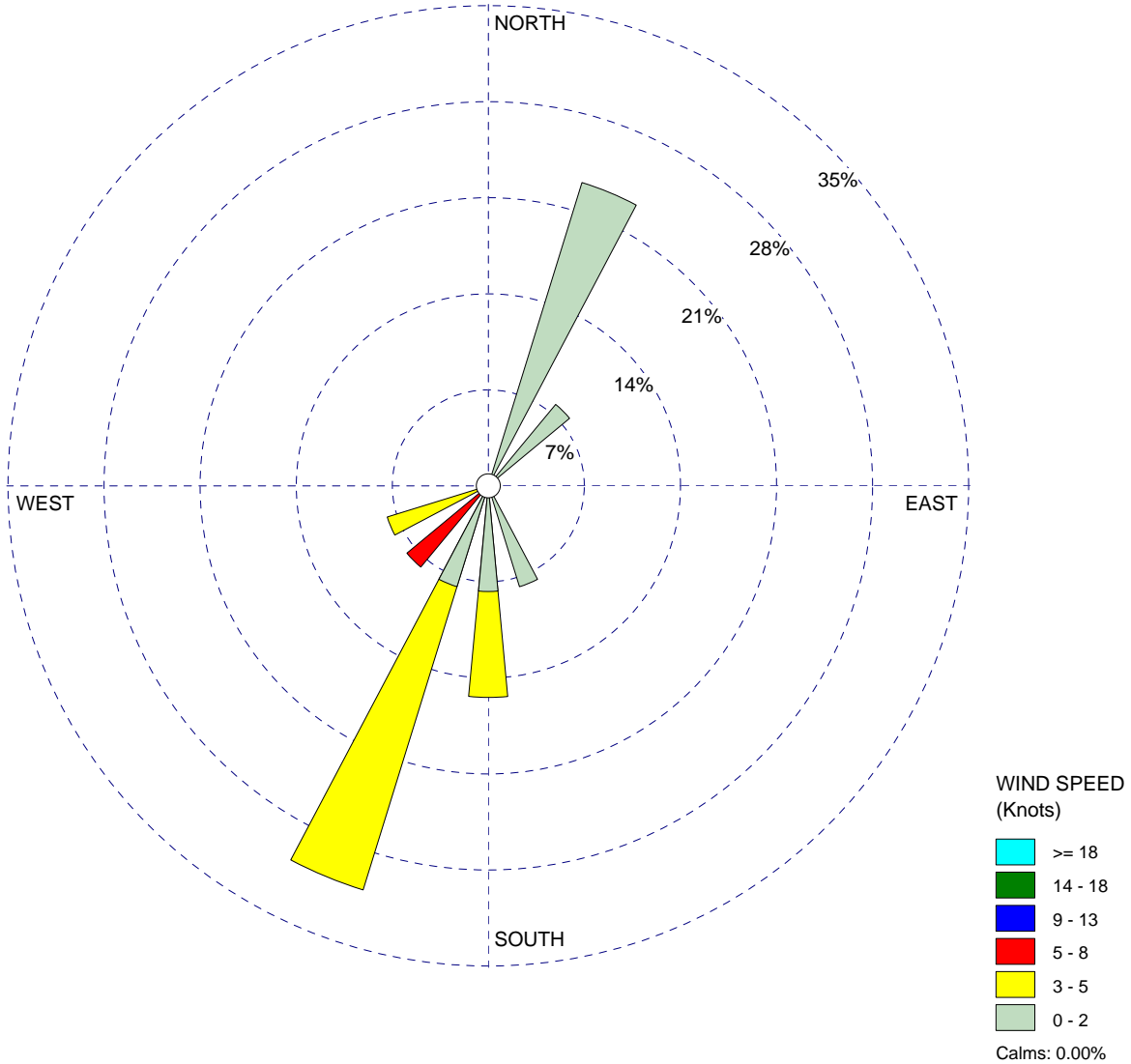
PROJECT NO.:

WIND ROSE PLOT:

**Ascon Landfill Site - IRM Met Station
Huntington Beach, California**

DISPLAY:

**Wind Speed
Direction (blowing from)**



COMMENTS:

29 October 2010
7:00AM to 7:00PM
Ascon Landfill Site
Huntington Beach, CA

DATA PERIOD:

**2010
Oct 29 - Oct 29
07:00 - 19:00**

COMPANY NAME:

Geosyntec Consultants

CALM WINDS:

0.00%

TOTAL COUNT:

13 hrs.

AVG. WIND SPEED:

2.87 Knots

DATE:

5/23/2011

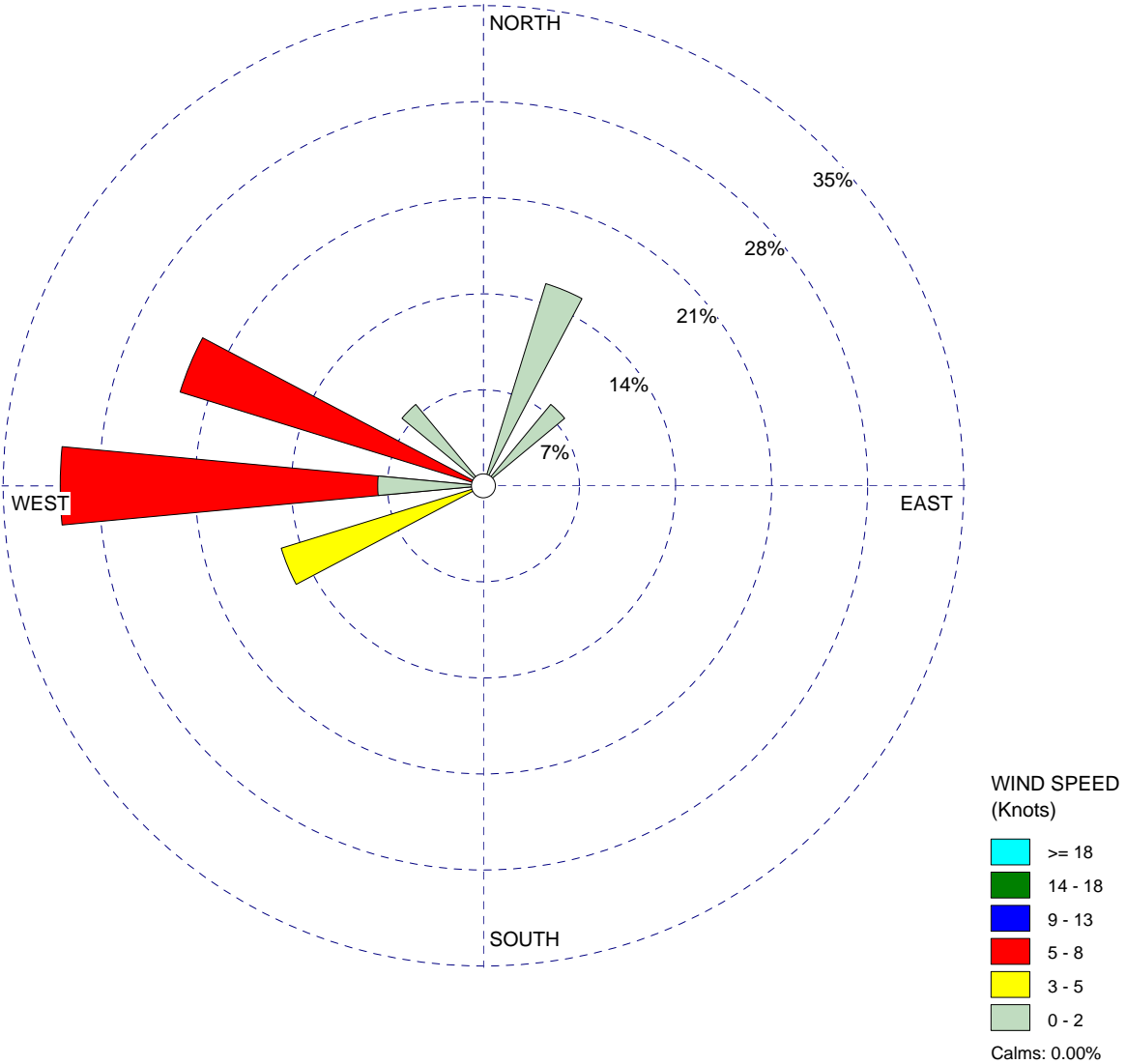
PROJECT NO.:

WIND ROSE PLOT:

**Ascon Landfill Site - IRM Met Station
Huntington Beach, California**

DISPLAY:

**Wind Speed
Direction (blowing from)**



COMMENTS:

1 November 2010
7:00AM to 7:00PM
Ascon Landfill Site
Huntington Beach, CA

DATA PERIOD:

**2010
Nov 1 - Nov 1
07:00 - 19:00**

COMPANY NAME:

Geosyntec Consultants

CALM WINDS:

0.00%

TOTAL COUNT:

13 hrs.

AVG. WIND SPEED:

4.20 Knots

DATE:

5/23/2011

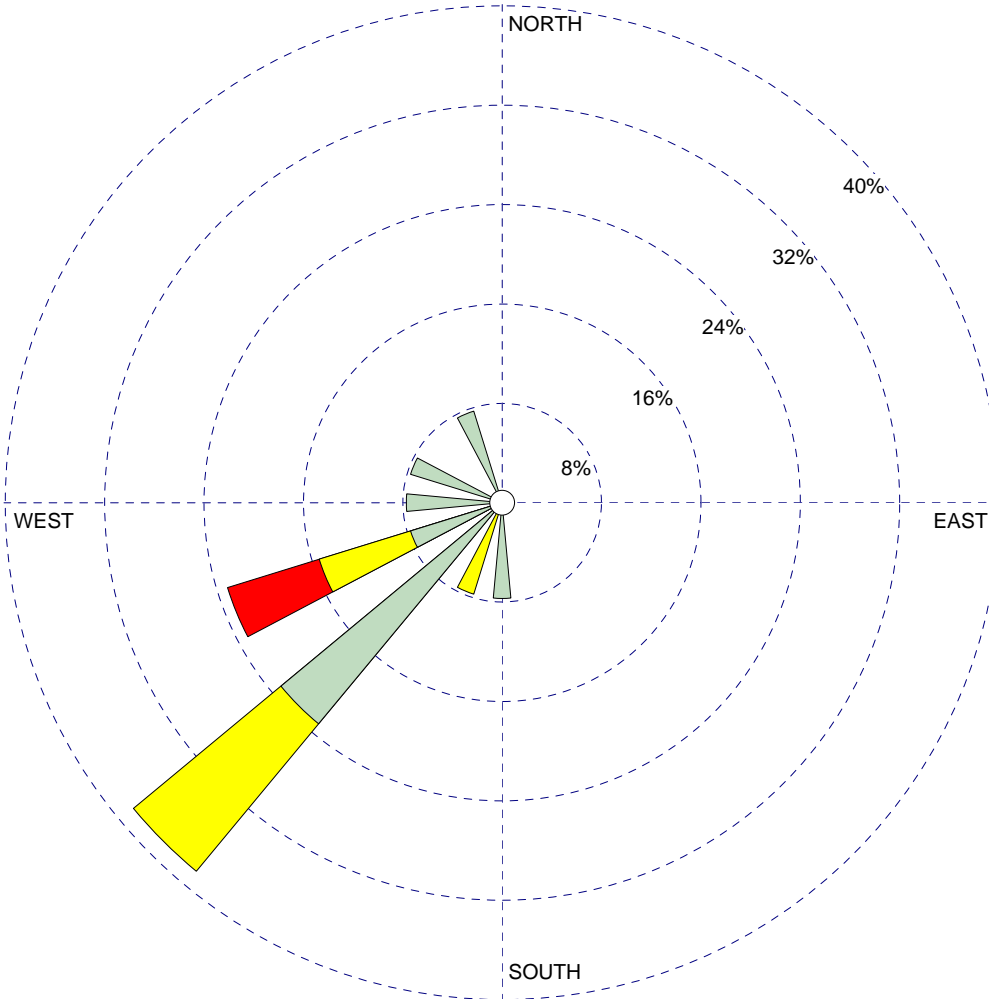
PROJECT NO.:

WIND ROSE PLOT:

**Ascon Landfill Site - IRM Met Station
Huntington Beach, California**

DISPLAY:

**Wind Speed
Direction (blowing from)**



WIND SPEED
(Knots)

- >= 18
- 14 - 18
- 9 - 13
- 5 - 8
- 3 - 5
- 0 - 2

Calms: 0.00%

COMMENTS:

2 November 2010
7:00AM to 7:00PM
Ascon Landfill Site
Huntington Beach, CA

DATA PERIOD:

**2010
Nov 2 - Nov 2
07:00 - 19:00**

COMPANY NAME:

Geosyntec Consultants

CALM WINDS:

0.00%

TOTAL COUNT:

13 hrs.

AVG. WIND SPEED:

2.92 Knots

DATE:

5/23/2011

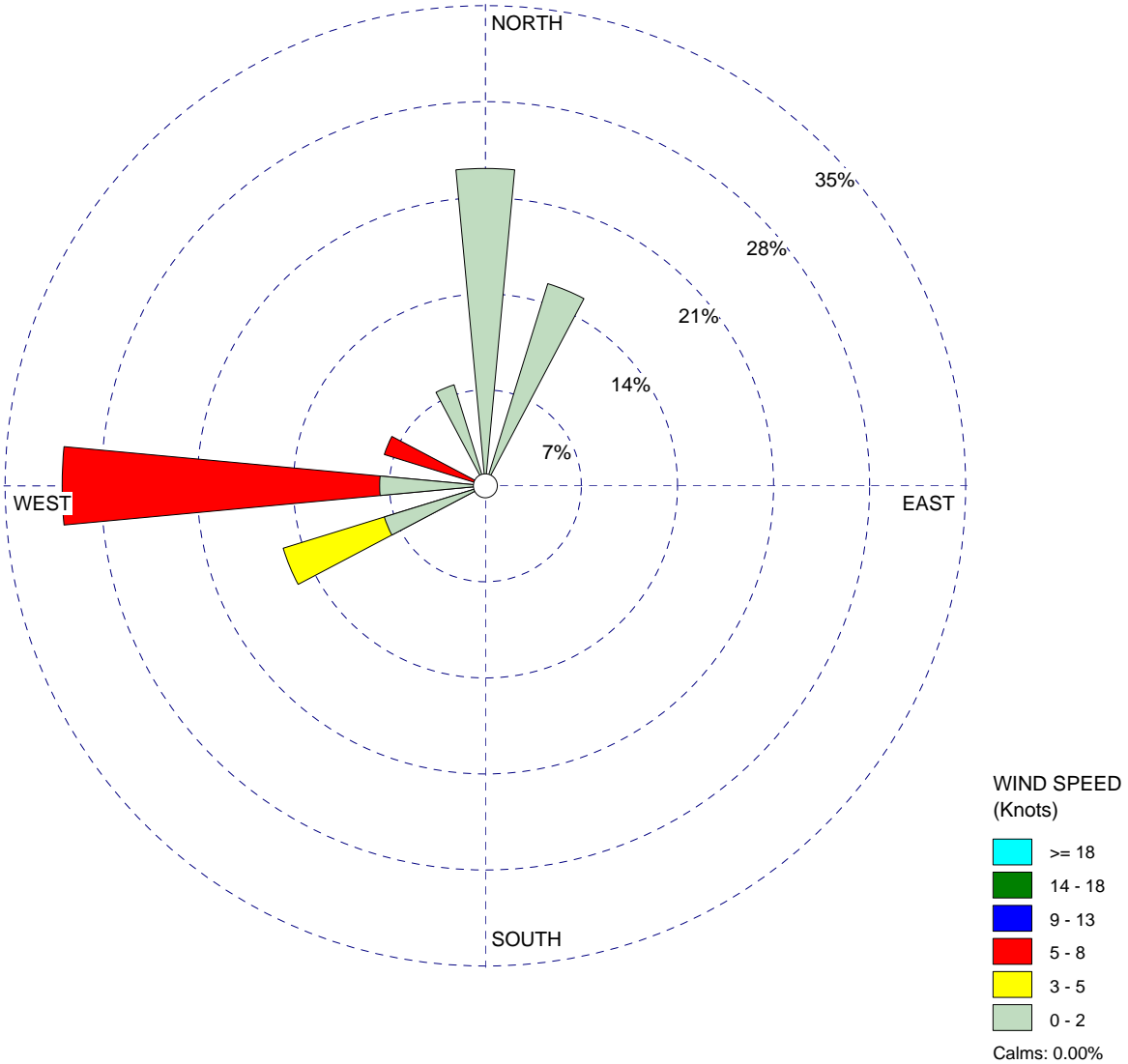
PROJECT NO.:

WIND ROSE PLOT:

**Ascon Landfill Site - IRM Met Station
Huntington Beach, California**

DISPLAY:

**Wind Speed
Direction (blowing from)**



COMMENTS:

3 November 2010
7:00AM to 7:00PM
Ascon Landfill Site
Huntington Beach, CA

DATA PERIOD:

**2010
Nov 3 - Nov 3
07:00 - 19:00**

COMPANY NAME:

Geosyntec Consultants

CALM WINDS:

0.00%

TOTAL COUNT:

13 hrs.

AVG. WIND SPEED:

3.36 Knots

DATE:

5/23/2011

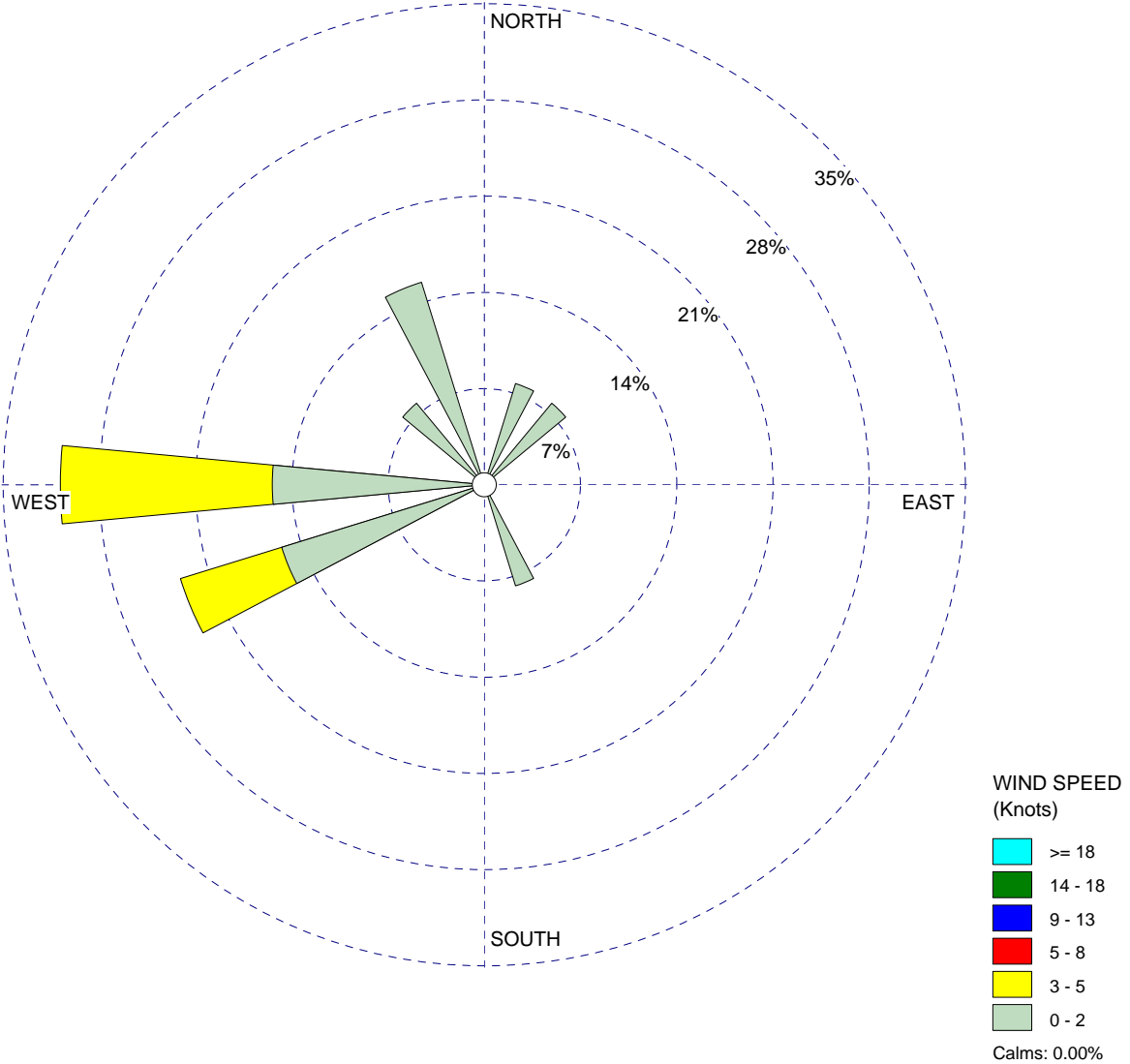
PROJECT NO.:

WIND ROSE PLOT:

**Ascon Landfill Site - IRM Met Station
Huntington Beach, California**

DISPLAY:

**Wind Speed
Direction (blowing from)**



COMMENTS:

4 November 2010
7:00AM to 7:00PM
Ascon Landfill Site
Huntington Beach, CA

DATA PERIOD:

**2010
Nov 4 - Nov 4
07:00 - 19:00**

COMPANY NAME:

Geosyntec Consultants

CALM WINDS:

0.00%

TOTAL COUNT:

13 hrs.

AVG. WIND SPEED:

2.30 Knots

DATE:

5/23/2011

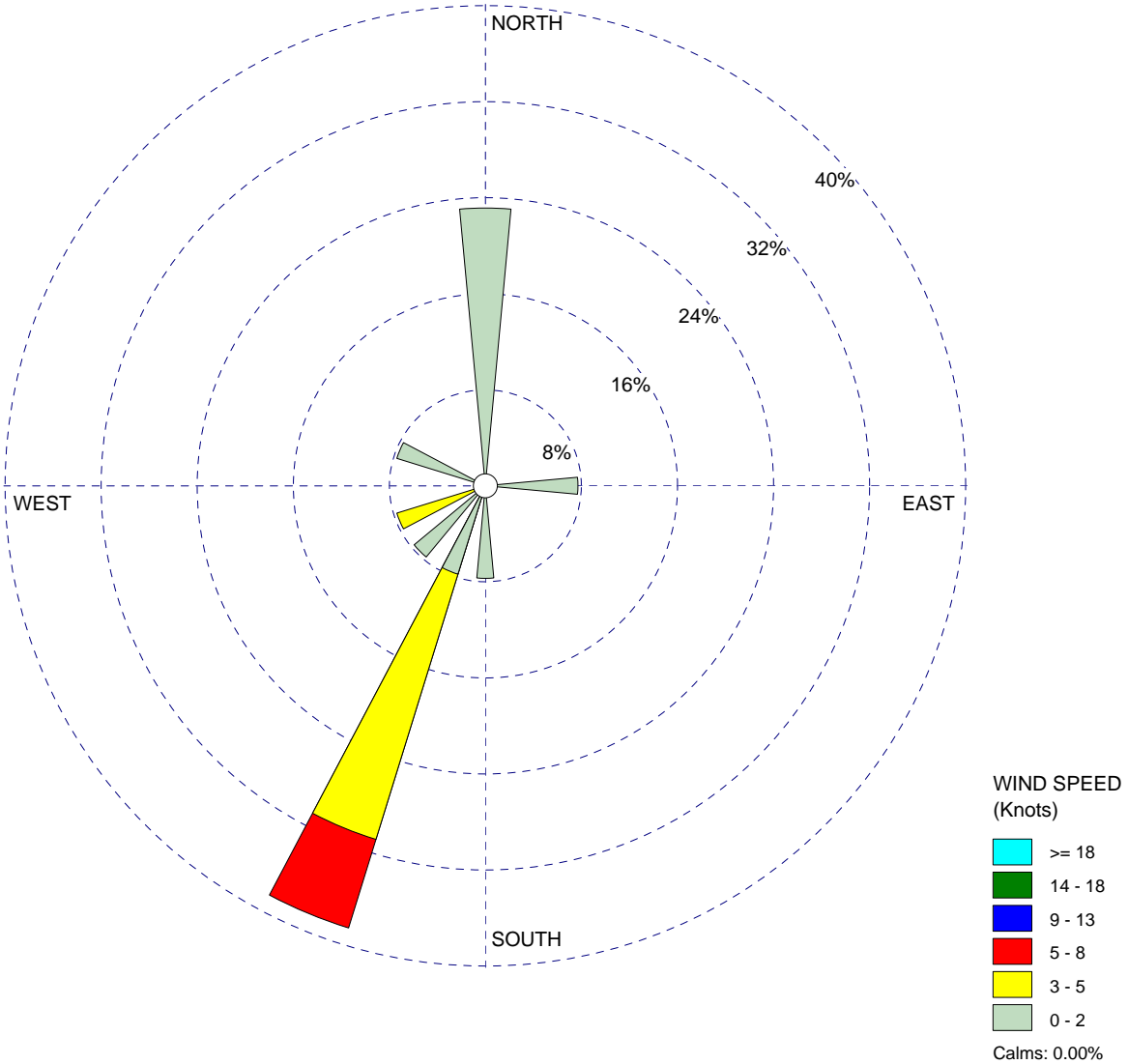
PROJECT NO.:

WIND ROSE PLOT:

**Ascon Landfill Site - IRM Met Station
Huntington Beach, California**

DISPLAY:

**Wind Speed
Direction (blowing from)**



COMMENTS:

5 November 2010
7:00AM to 7:00PM
Ascon Landfill Site
Huntington Beach, CA

DATA PERIOD:

**2010
Nov 5 - Nov 5
07:00 - 19:00**

COMPANY NAME:

Geosyntec Consultants

CALM WINDS:

0.00%

TOTAL COUNT:

13 hrs.

AVG. WIND SPEED:

2.53 Knots

DATE:

5/23/2011

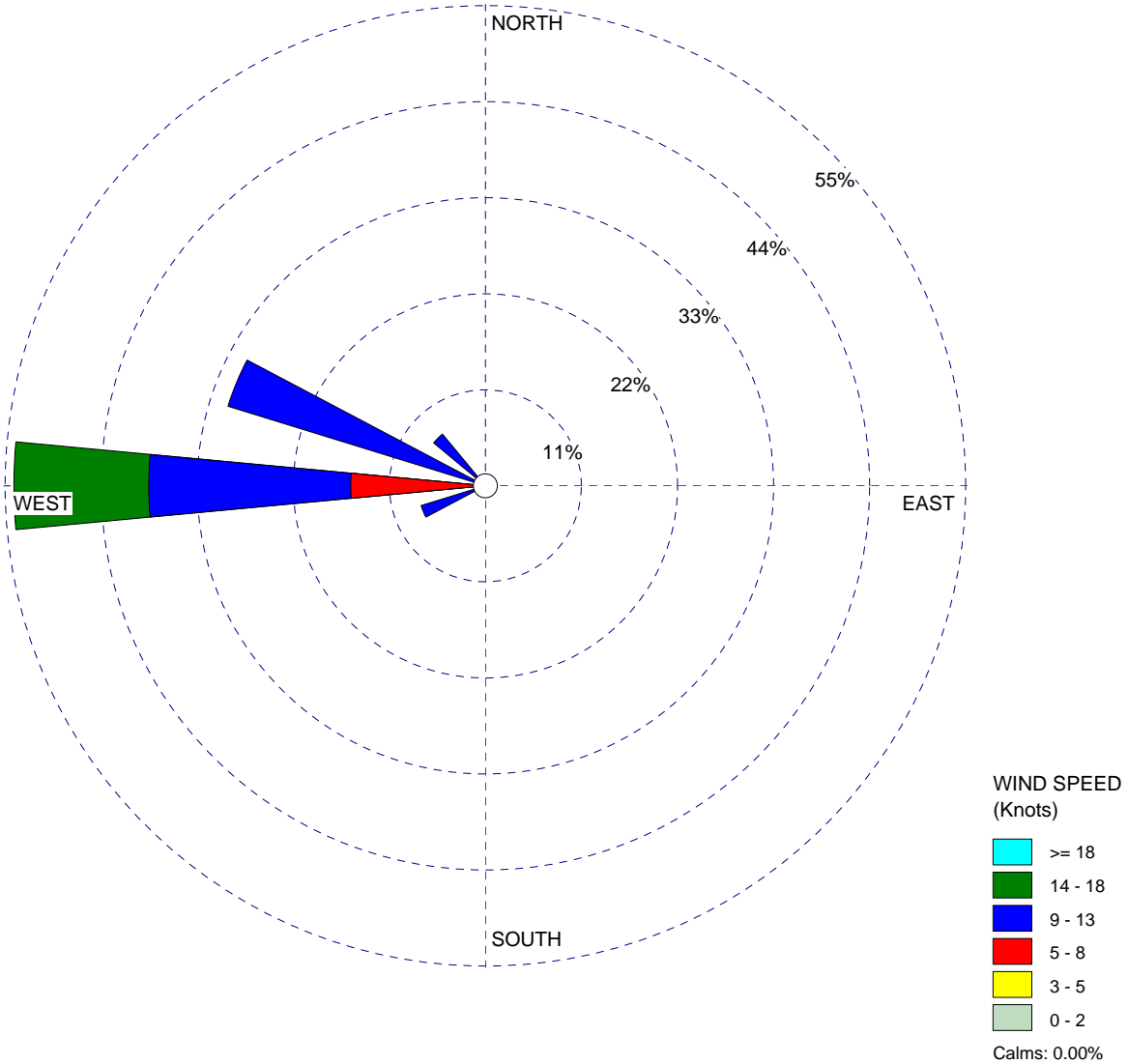
PROJECT NO.:

WIND ROSE PLOT:

**Ascon Landfill Site - IRM Met Station
Huntington Beach, California**

DISPLAY:

**Wind Speed
Direction (blowing from)**



COMMENTS:

8 November 2010
7:00AM to 7:00PM
Ascon Landfill Site
Huntington Beach, CA

DATA PERIOD:

**2010
Nov 8 - Nov 8
07:00 - 19:00**

COMPANY NAME:

Geosyntec Consultants

CALM WINDS:

0.00%

TOTAL COUNT:

13 hrs.

AVG. WIND SPEED:

10.24 Knots

DATE:

5/23/2011

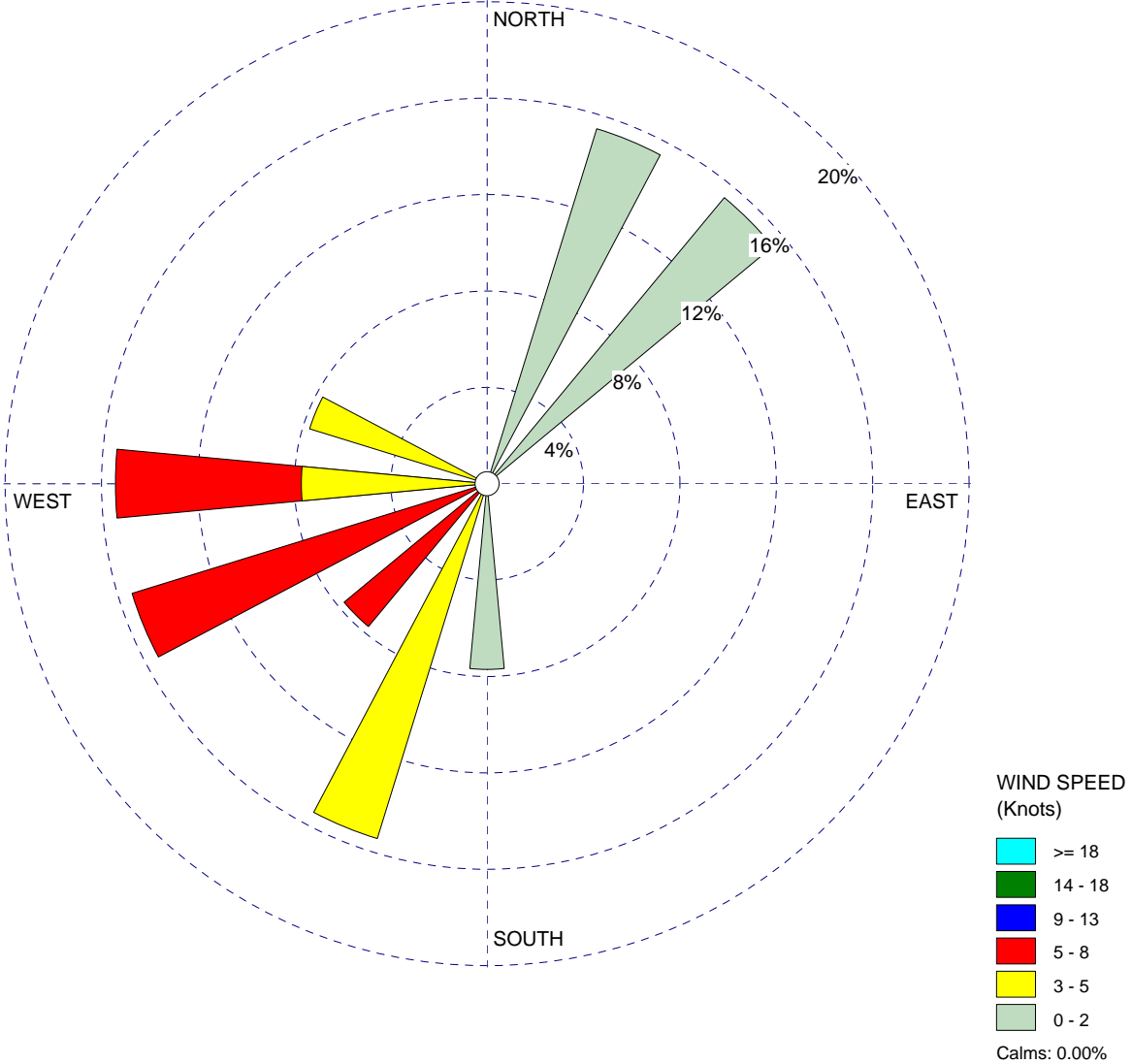
PROJECT NO.:

WIND ROSE PLOT:

**Ascon Landfill Site - IRM Met Station
Huntington Beach, California**

DISPLAY:

**Wind Speed
Direction (blowing from)**



COMMENTS:

9 November 2010
7:00AM to 7:00PM
Ascon Landfill Site
Huntington Beach, CA

DATA PERIOD:

**2010
Nov 9 - Nov 9
07:00 - 19:00**

COMPANY NAME:

Geosyntec Consultants

CALM WINDS:

0.00%

TOTAL COUNT:

13 hrs.

AVG. WIND SPEED:

3.84 Knots

DATE:

5/23/2011

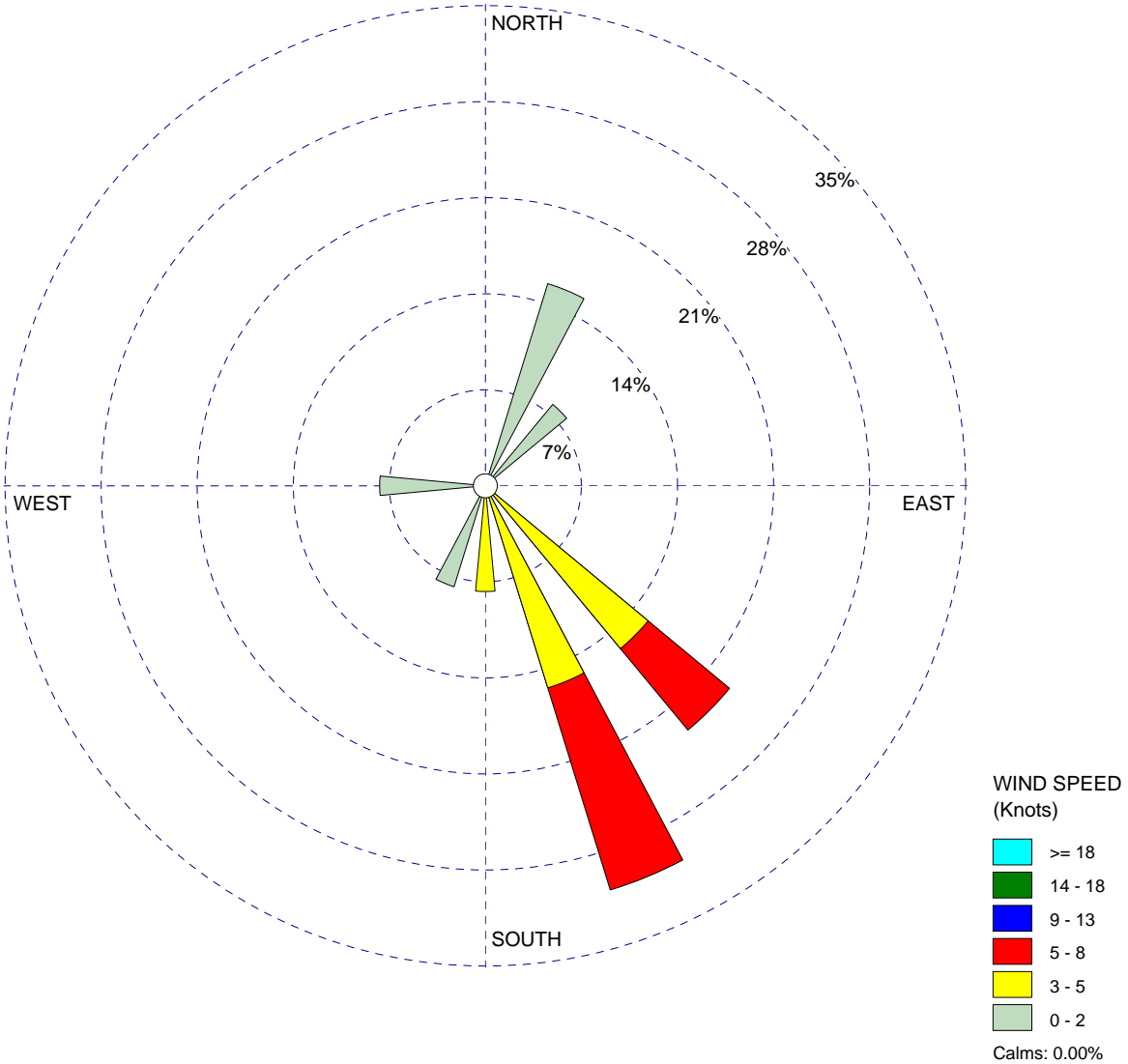
PROJECT NO.:

WIND ROSE PLOT:

**Ascon Landfill Site - IRM Met Station
Huntington Beach, California**

DISPLAY:

**Wind Speed
Direction (blowing from)**



COMMENTS:

10 November 2010
7:00AM to 7:00PM
Ascon Landfill Site
Huntington Beach, CA

DATA PERIOD:

**2010
Nov 10 - Nov 10
07:00 - 19:00**

COMPANY NAME:

Geosyntec Consultants

CALM WINDS:

0.00%

TOTAL COUNT:

13 hrs.

AVG. WIND SPEED:

3.65 Knots

DATE:

5/23/2011

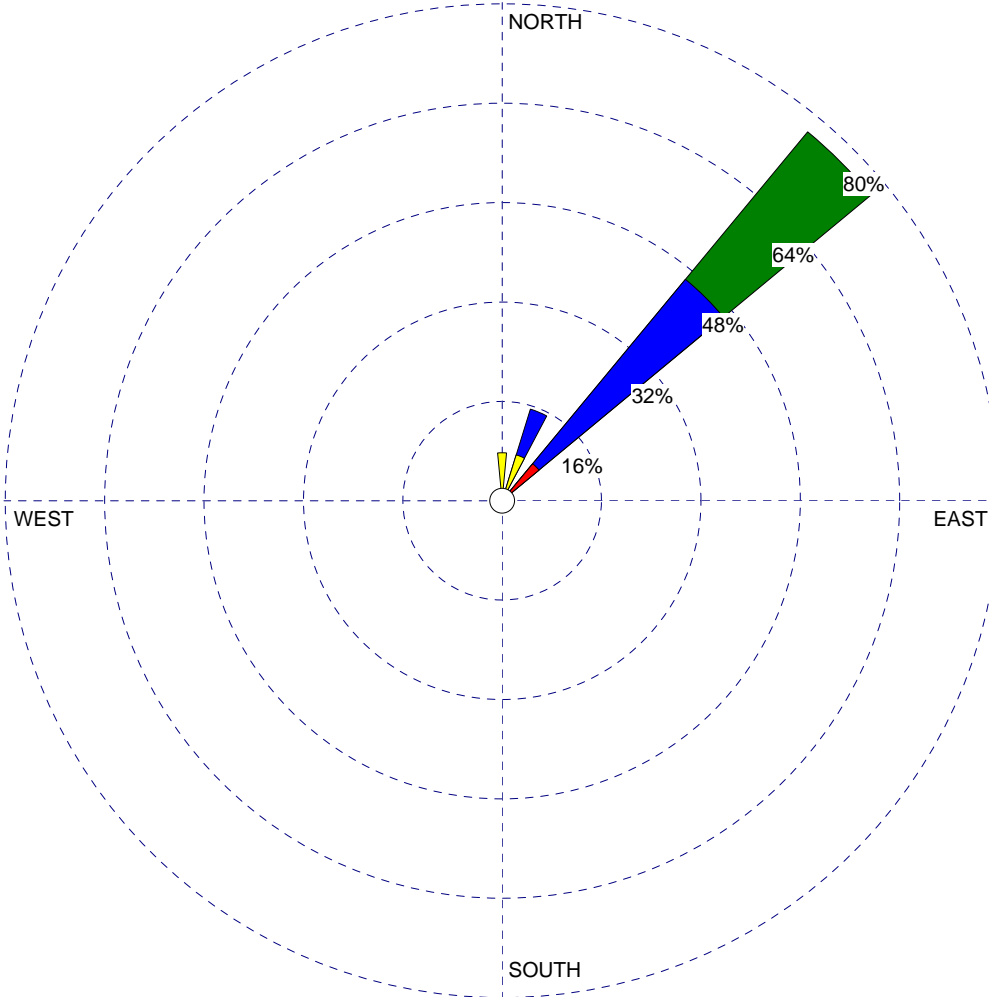
PROJECT NO.:

WIND ROSE PLOT:

**Ascon Landfill Site - IRM Met Station
Huntington Beach, California**

DISPLAY:

**Wind Speed
Direction (blowing from)**



WIND SPEED
(Knots)

- >= 18
- 14 - 18
- 9 - 13
- 5 - 8
- 3 - 5
- 0 - 2

Calms: 0.00%

COMMENTS:

11 November 2010
7:00AM to 7:00PM
Ascon Landfill Site
Huntington Beach, CA

DATA PERIOD:

**2010
Nov 11 - Nov 11
07:00 - 19:00**

COMPANY NAME:

Geosyntec Consultants

CALM WINDS:

0.00%

TOTAL COUNT:

13 hrs.

AVG. WIND SPEED:

10.33 Knots

DATE:

5/23/2011

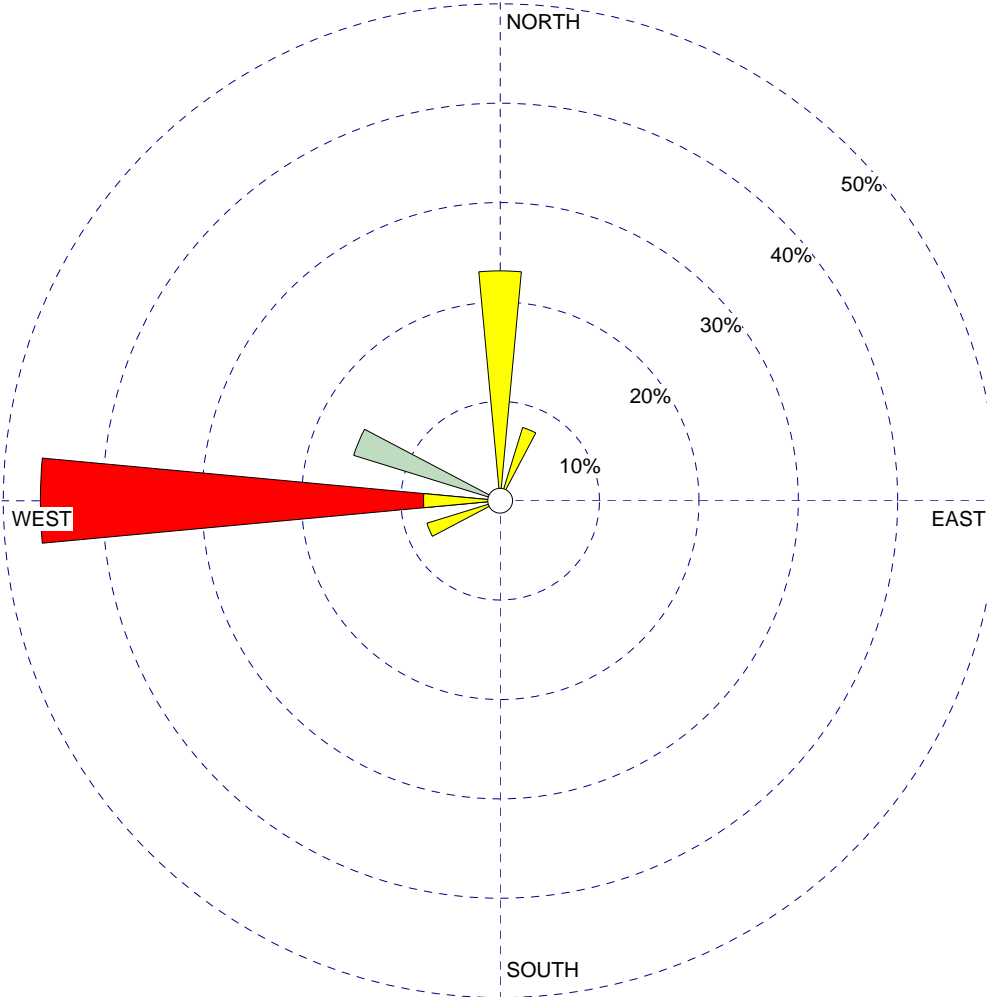
PROJECT NO.:

WIND ROSE PLOT:

**Ascon Landfill Site - IRM Met Station
Huntington Beach, California**

DISPLAY:

**Wind Speed
Direction (blowing from)**



WIND SPEED
(Knots)

- >= 18
- 14 - 18
- 9 - 13
- 5 - 8
- 3 - 5
- 0 - 2

Calms: 0.00%

COMMENTS:

12 November 2010
7:00AM to 7:00PM
Ascon Landfill Site
Huntington Beach, CA

DATA PERIOD:

**2010
Nov 12 - Nov 12
07:00 - 19:00**

COMPANY NAME:

Geosyntec Consultants

CALM WINDS:

0.00%

TOTAL COUNT:

13 hrs.

AVG. WIND SPEED:

4.59 Knots

DATE:

5/23/2011

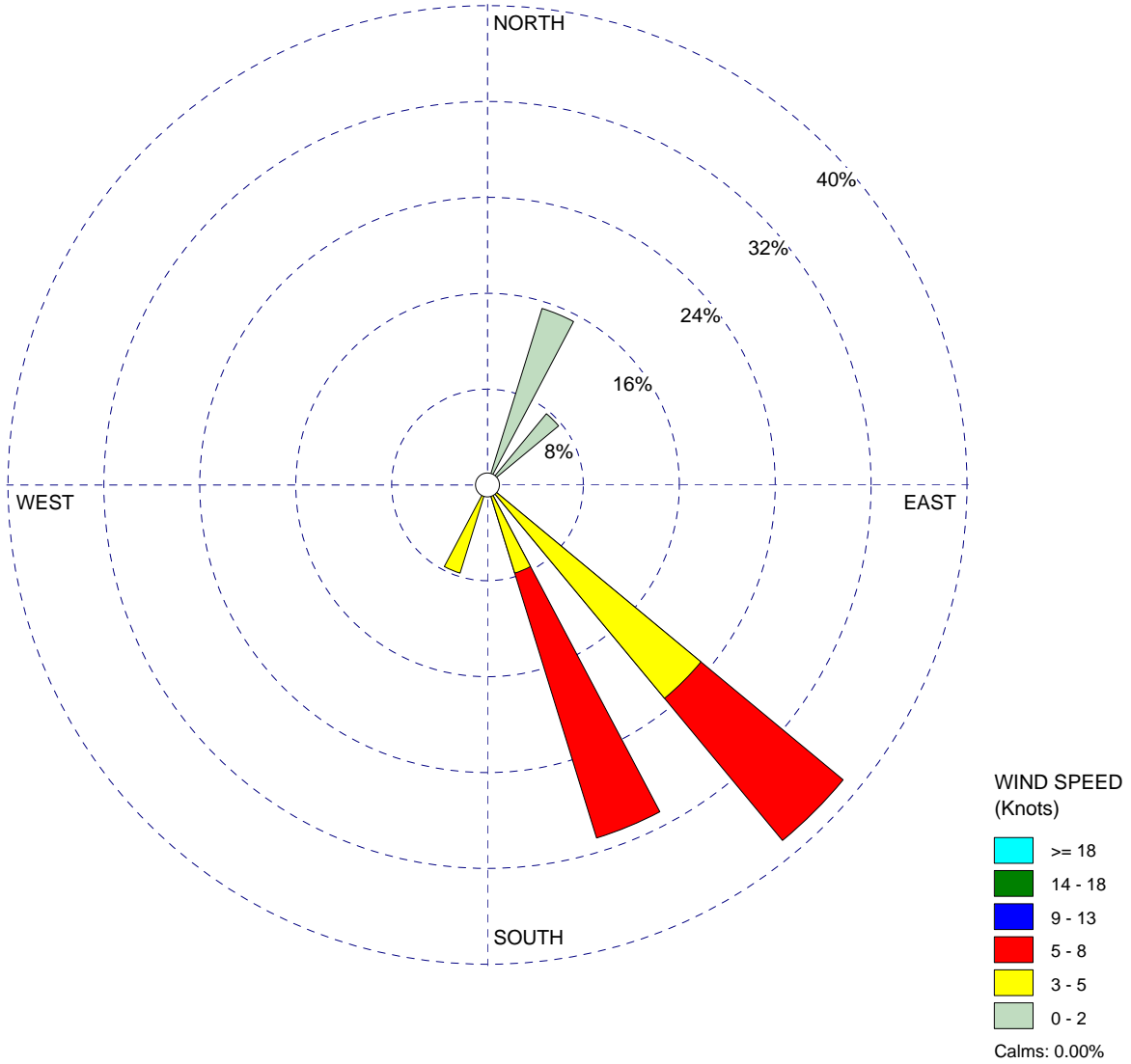
PROJECT NO.:

WIND ROSE PLOT:

**Ascon Landfill Site - IRM Met Station
Huntington Beach, California**

DISPLAY:

**Wind Speed
Direction (blowing from)**



COMMENTS:

15 November 2010
7:00AM to 7:00PM
Ascon Landfill Site
Huntington Beach, CA

DATA PERIOD:

**2010
Nov 15 - Nov 15
07:00 - 19:00**

COMPANY NAME:

Geosyntec Consultants

CALM WINDS:

0.00%

TOTAL COUNT:

13 hrs.

AVG. WIND SPEED:

3.95 Knots

DATE:

5/23/2011

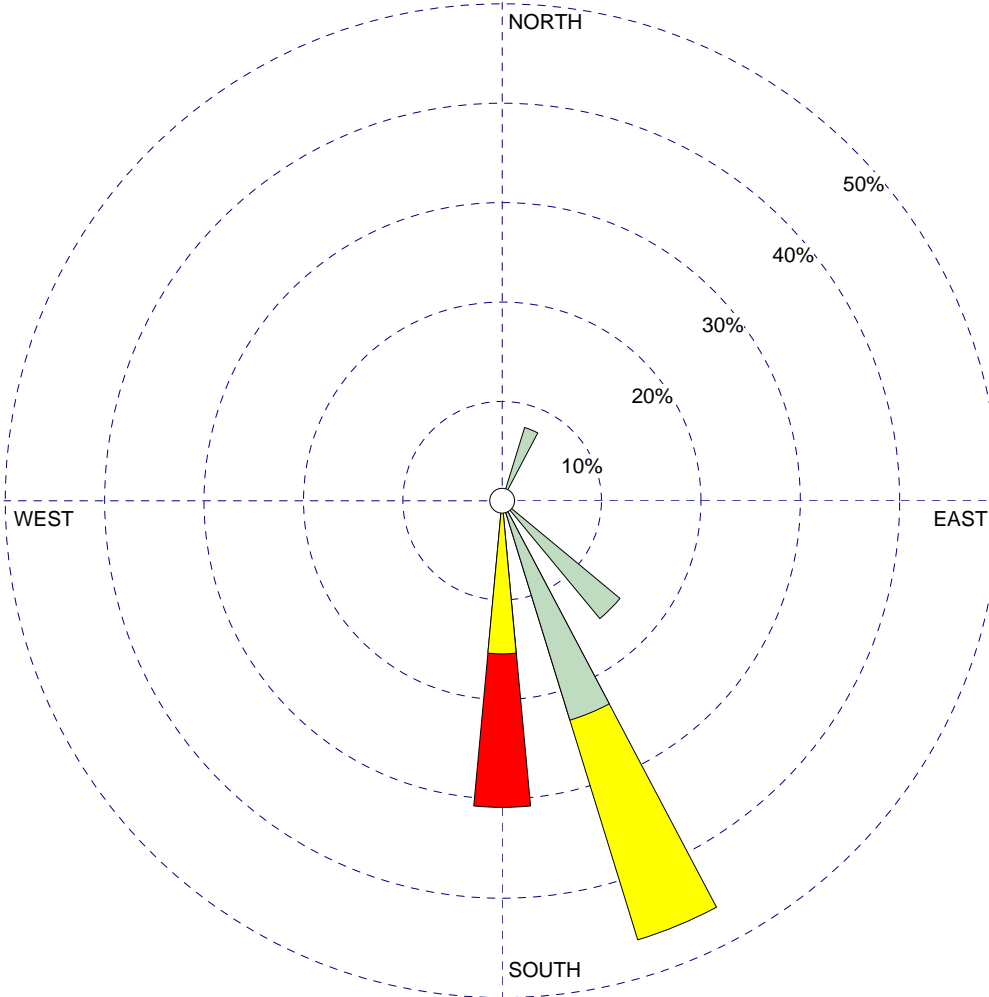
PROJECT NO.:

WIND ROSE PLOT:

**Ascon Landfill Site - IRM Met Station
Huntington Beach, California**

DISPLAY:

**Wind Speed
Direction (blowing from)**



WIND SPEED
(Knots)

- >= 18
- 14 - 18
- 9 - 13
- 5 - 8
- 3 - 5
- 0 - 2

Calms: 0.00%

COMMENTS:

16 November 2010
7:00AM to 7:00PM
Ascon Landfill Site
Huntington Beach, CA

DATA PERIOD:

**2010
Nov 16 - Nov 16
07:00 - 19:00**

COMPANY NAME:

Geosyntec Consultants

CALM WINDS:

0.00%

TOTAL COUNT:

13 hrs.

AVG. WIND SPEED:

3.11 Knots

DATE:

5/23/2011

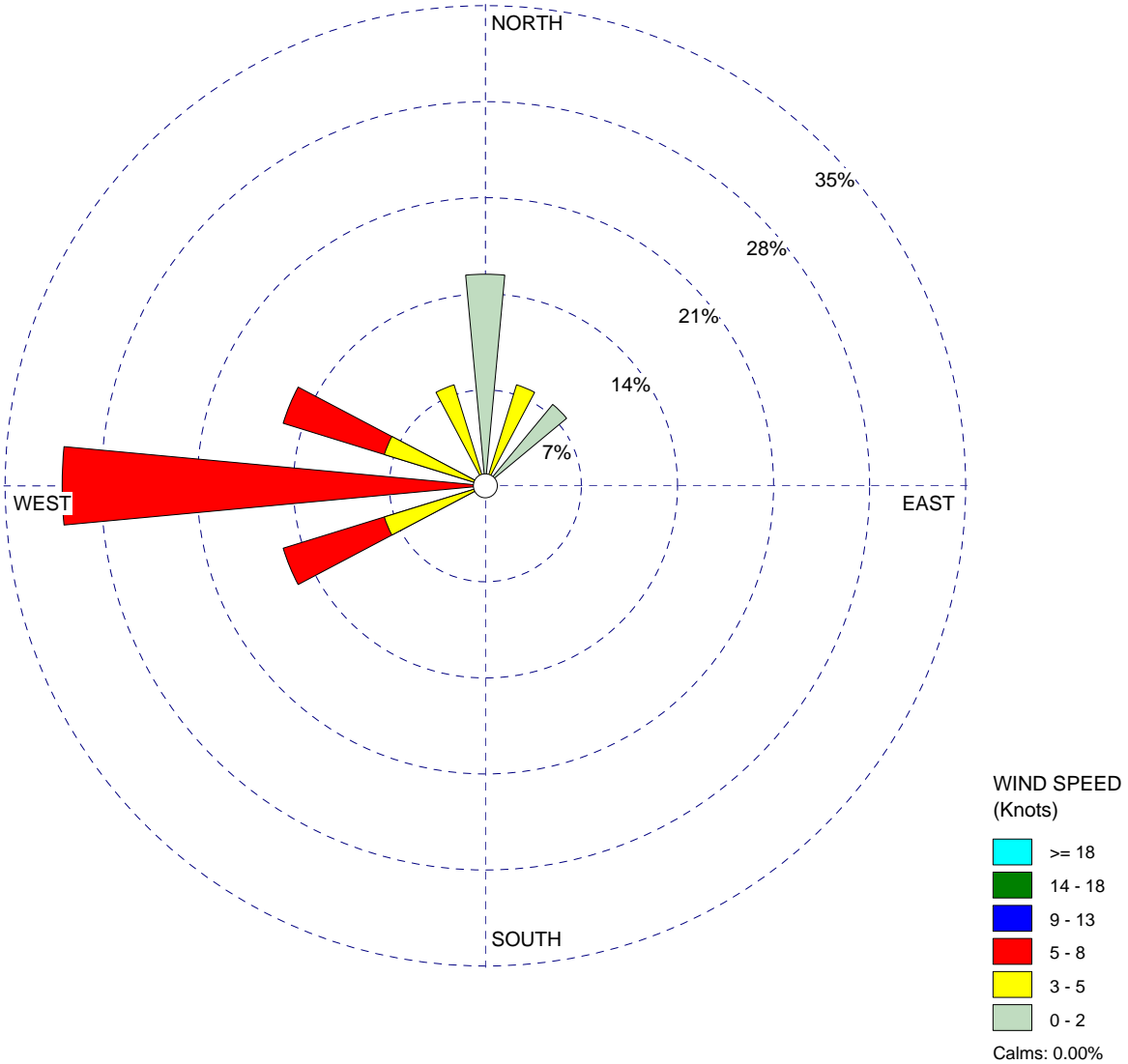
PROJECT NO.:

WIND ROSE PLOT:

**Ascon Landfill Site - IRM Met Station
Huntington Beach, California**

DISPLAY:

**Wind Speed
Direction (blowing from)**



COMMENTS:

17 November 2010
7:00AM to 7:00PM
Ascon Landfill Site
Huntington Beach, CA

DATA PERIOD:

**2010
Nov 17 - Nov 17
07:00 - 19:00**

COMPANY NAME:

Geosyntec Consultants

CALM WINDS:

0.00%

TOTAL COUNT:

13 hrs.

AVG. WIND SPEED:

4.40 Knots

DATE:

5/23/2011

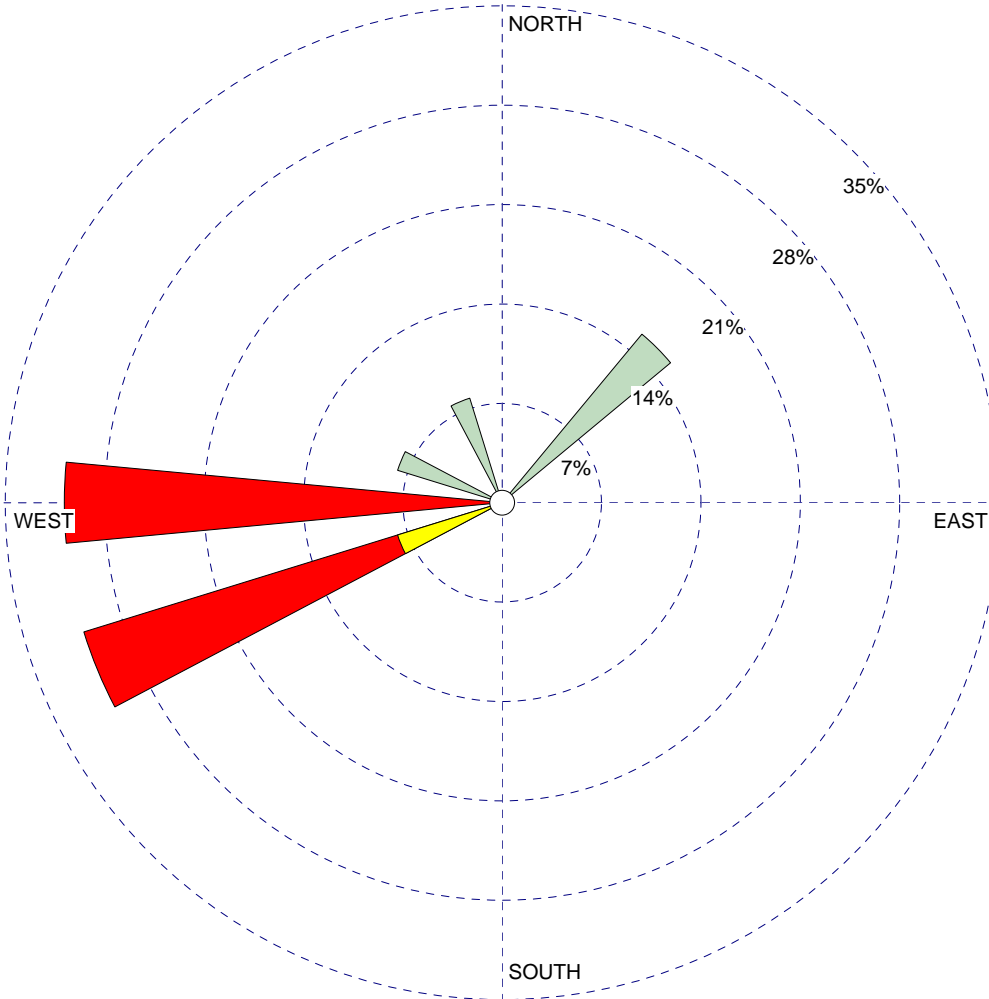
PROJECT NO.:

WIND ROSE PLOT:

**Ascon Landfill Site - IRM Met Station
Huntington Beach, California**

DISPLAY:

**Wind Speed
Direction (blowing from)**



WIND SPEED
(Knots)

- >= 18
- 14 - 18
- 9 - 13
- 5 - 8
- 3 - 5
- 0 - 2

Calms: 7.69%

COMMENTS:

18 November 2010
7:00AM to 7:00PM
Ascon Landfill Site
Huntington Beach, CA

DATA PERIOD:

**2010
Nov 18 - Nov 18
07:00 - 19:00**

COMPANY NAME:

Geosyntec Consultants

CALM WINDS:

7.69%

TOTAL COUNT:

13 hrs.

AVG. WIND SPEED:

4.11 Knots

DATE:

5/23/2011

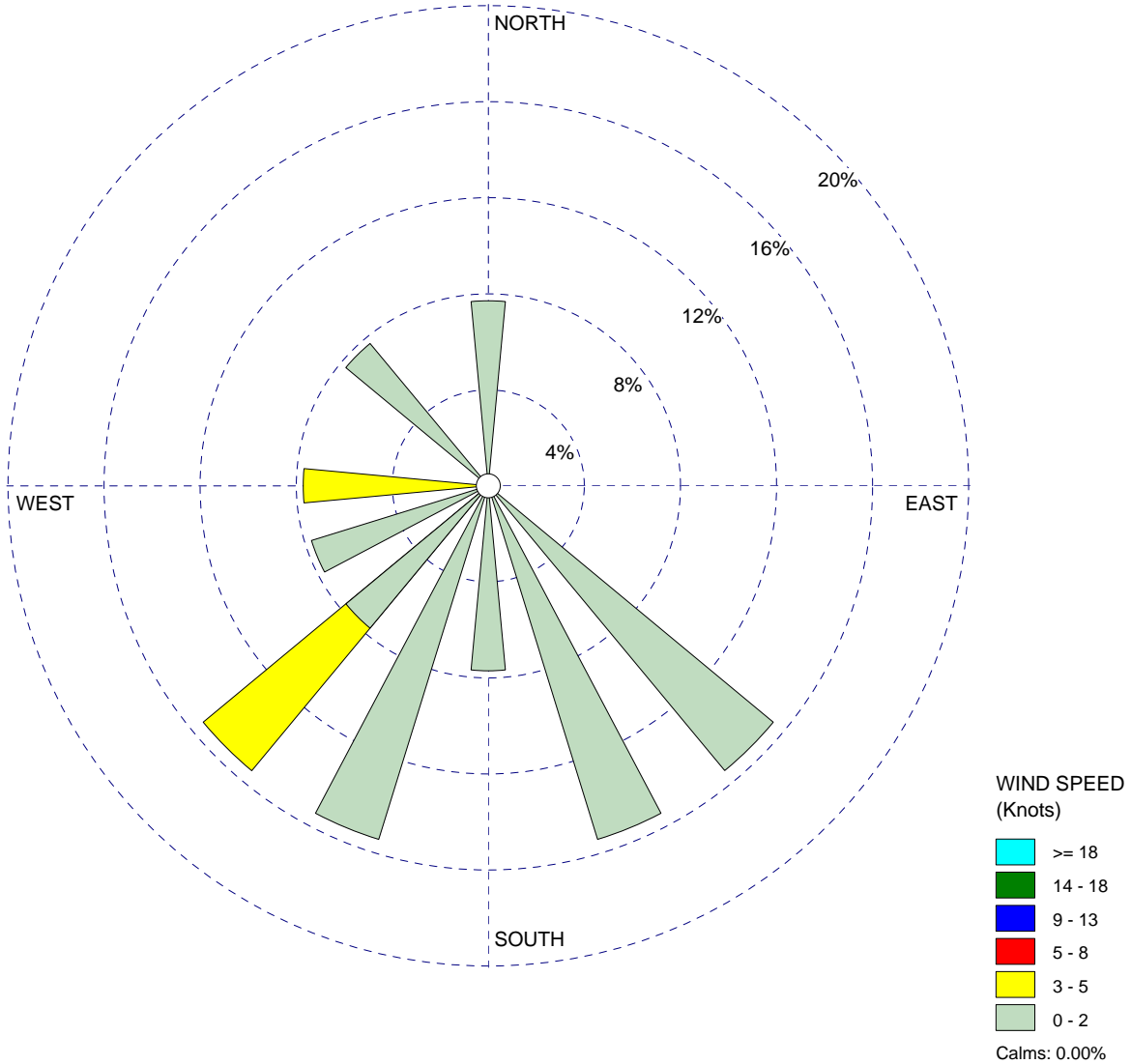
PROJECT NO.:

WIND ROSE PLOT:

**Ascon Landfill Site - IRM Met Station
Huntington Beach, California**

DISPLAY:

**Wind Speed
Direction (blowing from)**



COMMENTS:

19 November 2010
7:00AM to 7:00PM
Ascon Landfill Site
Huntington Beach, CA

DATA PERIOD:

**2010
Nov 19 - Nov 19
07:00 - 19:00**

COMPANY NAME:

Geosyntec Consultants

CALM WINDS:

0.00%

TOTAL COUNT:

13 hrs.

AVG. WIND SPEED:

2.44 Knots

DATE:

5/23/2011

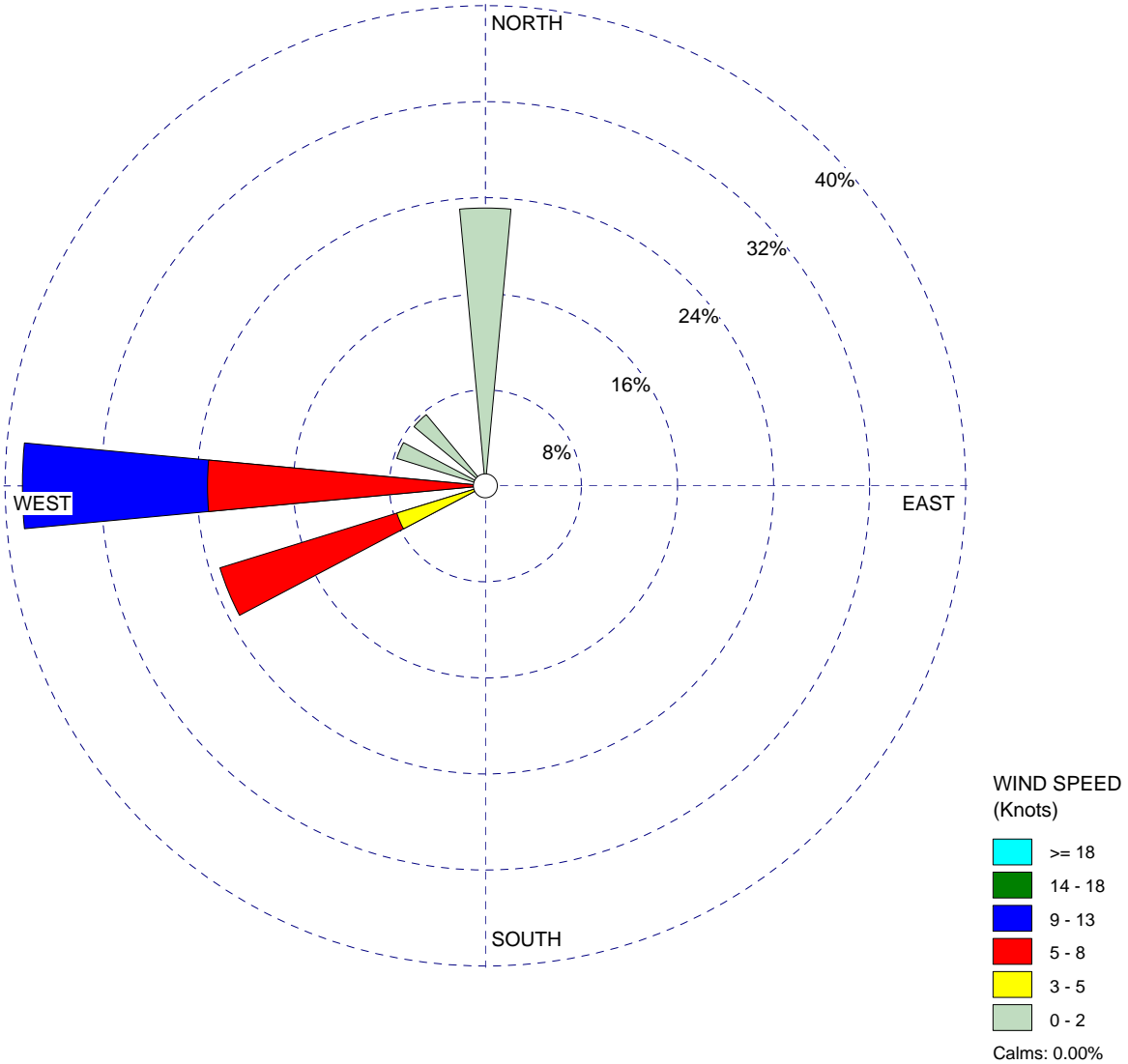
PROJECT NO.:

WIND ROSE PLOT:

**Ascon Landfill Site - IRM Met Station
Huntington Beach, California**

DISPLAY:

**Wind Speed
Direction (blowing from)**



COMMENTS:

22 November 2010
7:00AM to 7:00PM
Ascon Landfill Site
Huntington Beach, CA

DATA PERIOD:

**2010
Nov 22 - Nov 22
07:00 - 19:00**

COMPANY NAME:

Geosyntec Consultants

CALM WINDS:

0.00%

TOTAL COUNT:

13 hrs.

AVG. WIND SPEED:

4.92 Knots

DATE:

5/23/2011

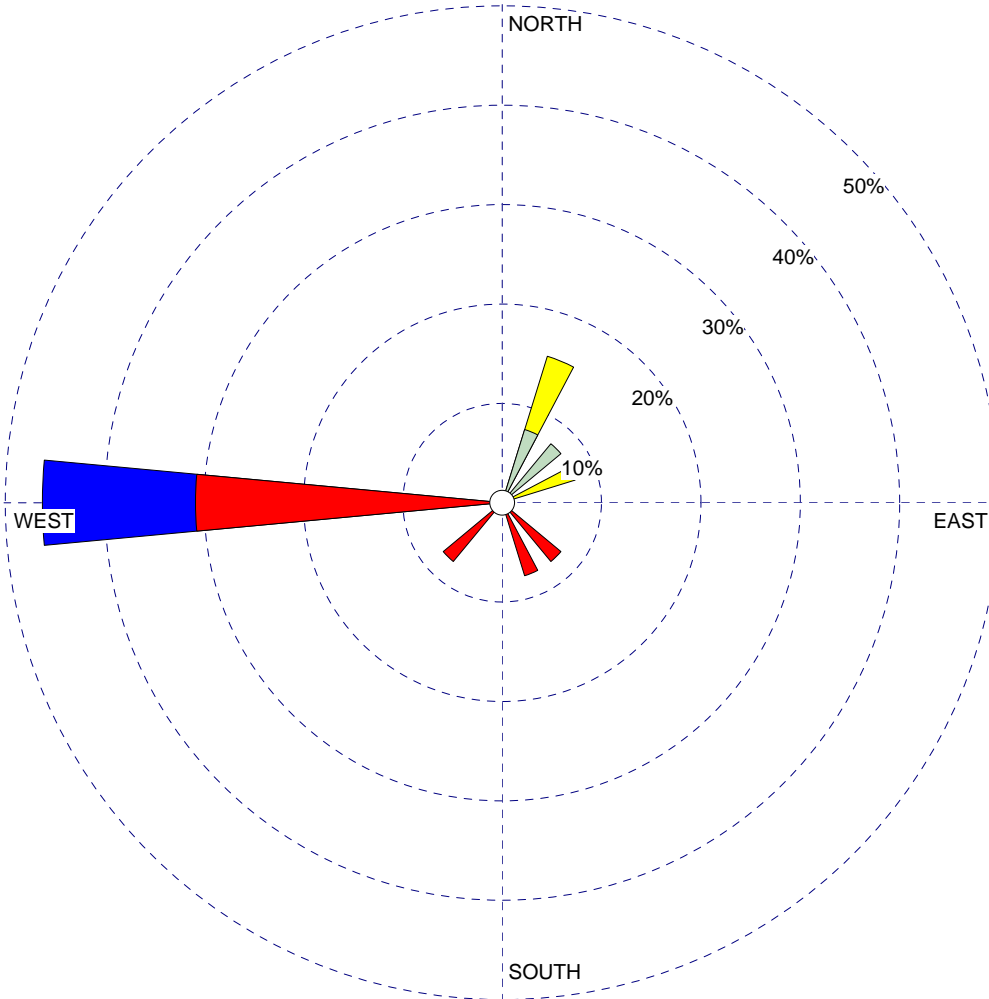
PROJECT NO.:

WIND ROSE PLOT:

**Ascon Landfill Site - IRM Met Station
Huntington Beach, California**

DISPLAY:

**Wind Speed
Direction (blowing from)**



WIND SPEED
(Knots)

- >= 18
- 14 - 18
- 9 - 13
- 5 - 8
- 3 - 5
- 0 - 2

Calms: 0.00%

COMMENTS:

23 November 2010
7:00AM to 7:00PM
Ascon Landfill Site
Huntington Beach, CA

DATA PERIOD:

**2010
Nov 23 - Nov 23
07:00 - 19:00**

COMPANY NAME:

Geosyntec Consultants

CALM WINDS:

0.00%

TOTAL COUNT:

13 hrs.

AVG. WIND SPEED:

5.76 Knots

DATE:

5/23/2011

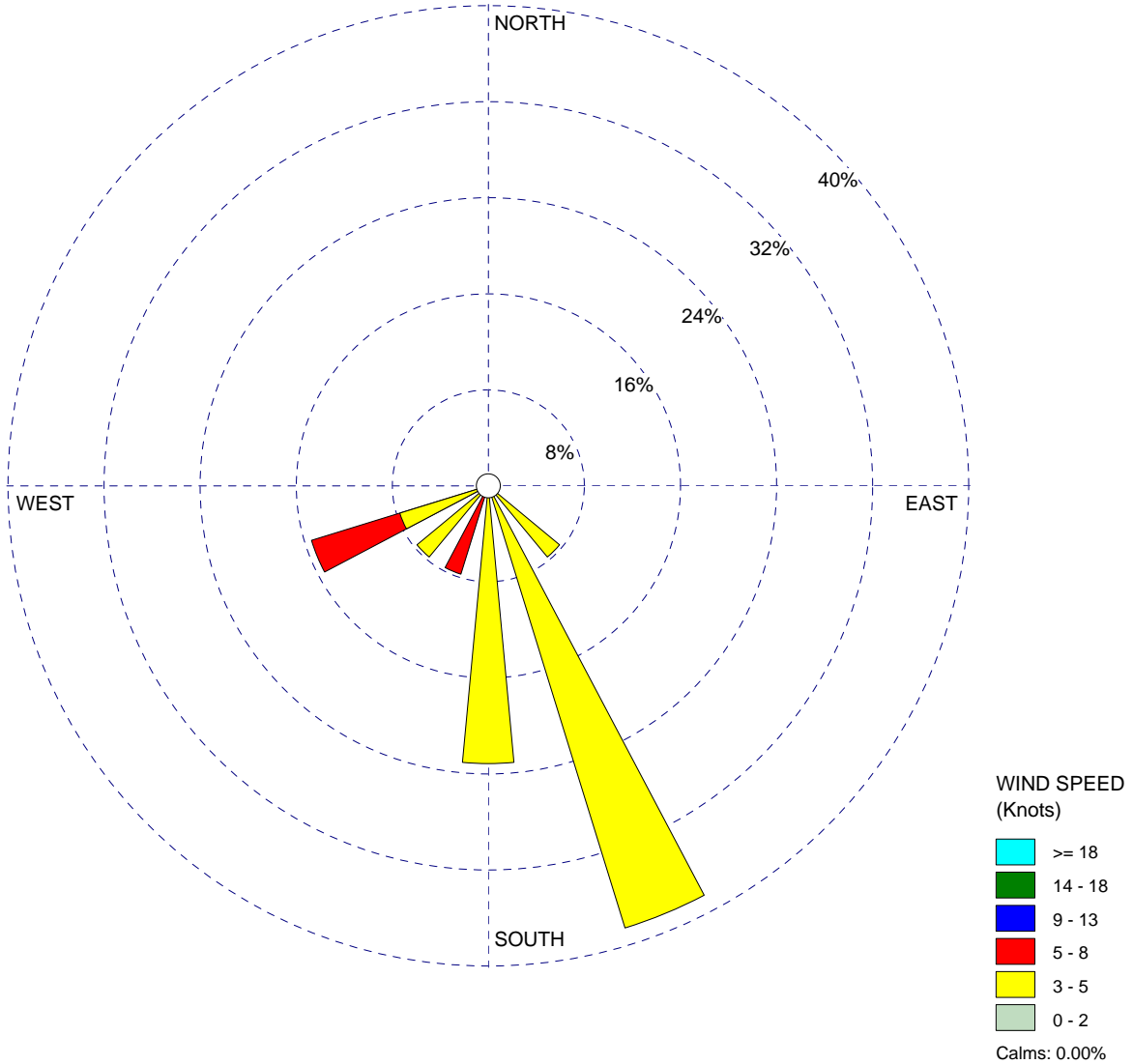
PROJECT NO.:

WIND ROSE PLOT:

**Ascon Landfill Site - IRM Met Station
Huntington Beach, California**

DISPLAY:

**Wind Speed
Direction (blowing from)**



COMMENTS:
24 November 2010
7:00AM to 7:00PM
Ascon Landfill Site
Huntington Beach, CA

DATA PERIOD:
**2010
Nov 24 - Nov 24
07:00 - 19:00**

CALM WINDS:
0.00%

AVG. WIND SPEED:
4.13 Knots

COMPANY NAME:
Geosyntec Consultants

TOTAL COUNT:
13 hrs.

DATE:
5/23/2011

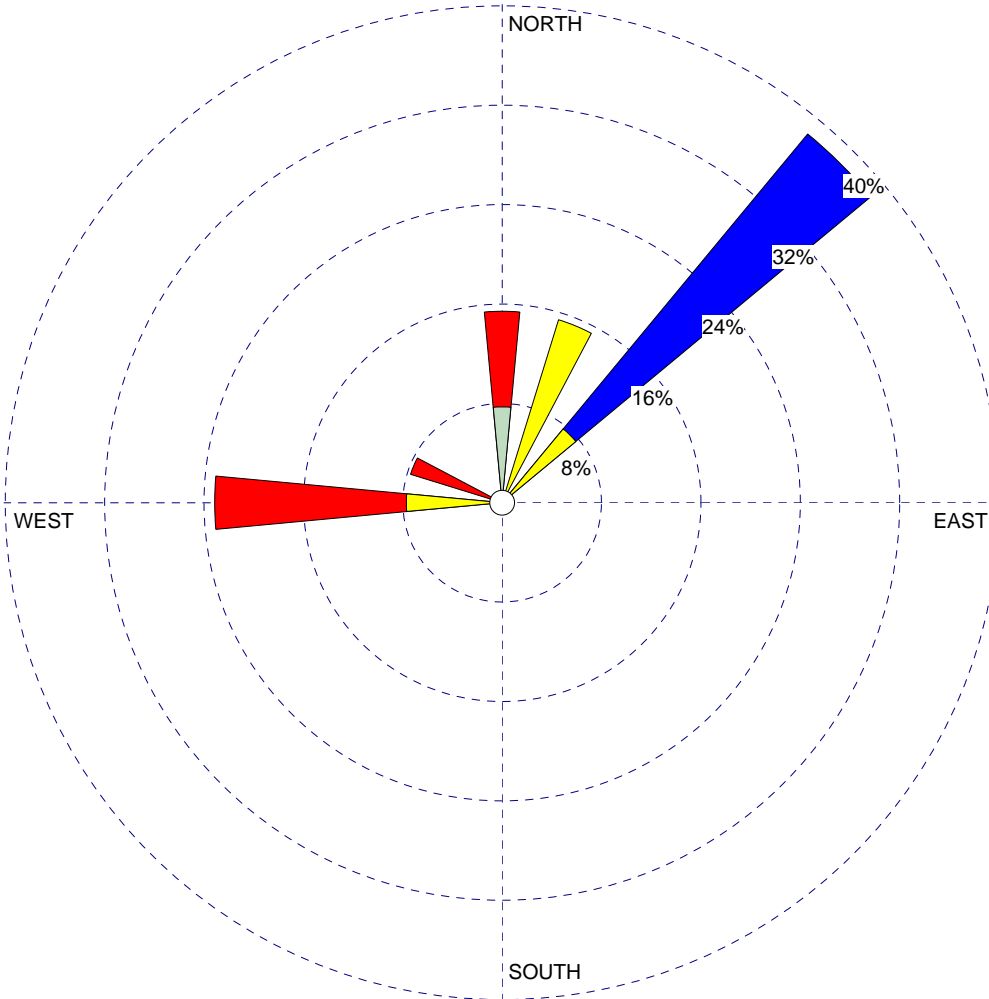
PROJECT NO.:

WIND ROSE PLOT:

**Ascon Landfill Site - IRM Met Station
Huntington Beach, California**

DISPLAY:

**Wind Speed
Direction (blowing from)**



WIND SPEED
(Knots)

- >= 18
- 14 - 18
- 9 - 13
- 5 - 8
- 3 - 5
- 0 - 2

Calms: 0.00%

COMMENTS:

25 November 2010
7:00AM to 7:00PM
Ascon Landfill Site
Huntington Beach, CA

DATA PERIOD:

**2010
Nov 25 - Nov 25
07:00 - 19:00**

COMPANY NAME:

Geosyntec Consultants

CALM WINDS:

0.00%

TOTAL COUNT:

13 hrs.

AVG. WIND SPEED:

6.80 Knots

DATE:

5/23/2011

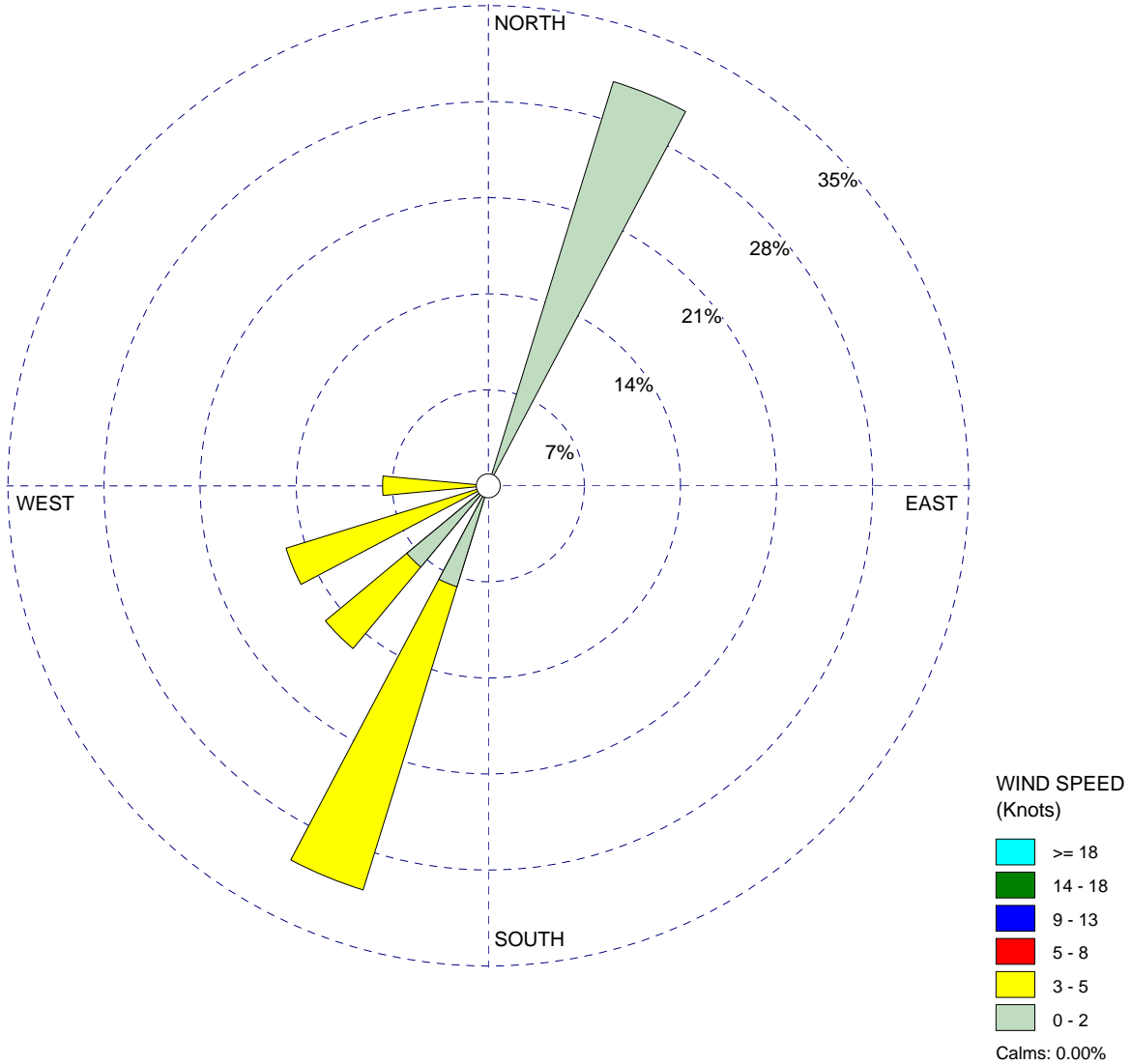
PROJECT NO.:

WIND ROSE PLOT:

**Ascon Landfill Site - IRM Met Station
Huntington Beach, California**

DISPLAY:

**Wind Speed
Direction (blowing from)**



COMMENTS:

26 November 2010
7:00AM to 7:00PM
Ascon Landfill Site
Huntington Beach, CA

DATA PERIOD:

**2010
Nov 26 - Nov 26
07:00 - 19:00**

COMPANY NAME:

Geosyntec Consultants

CALM WINDS:

0.00%

TOTAL COUNT:

13 hrs.

AVG. WIND SPEED:

3.11 Knots

DATE:

5/23/2011

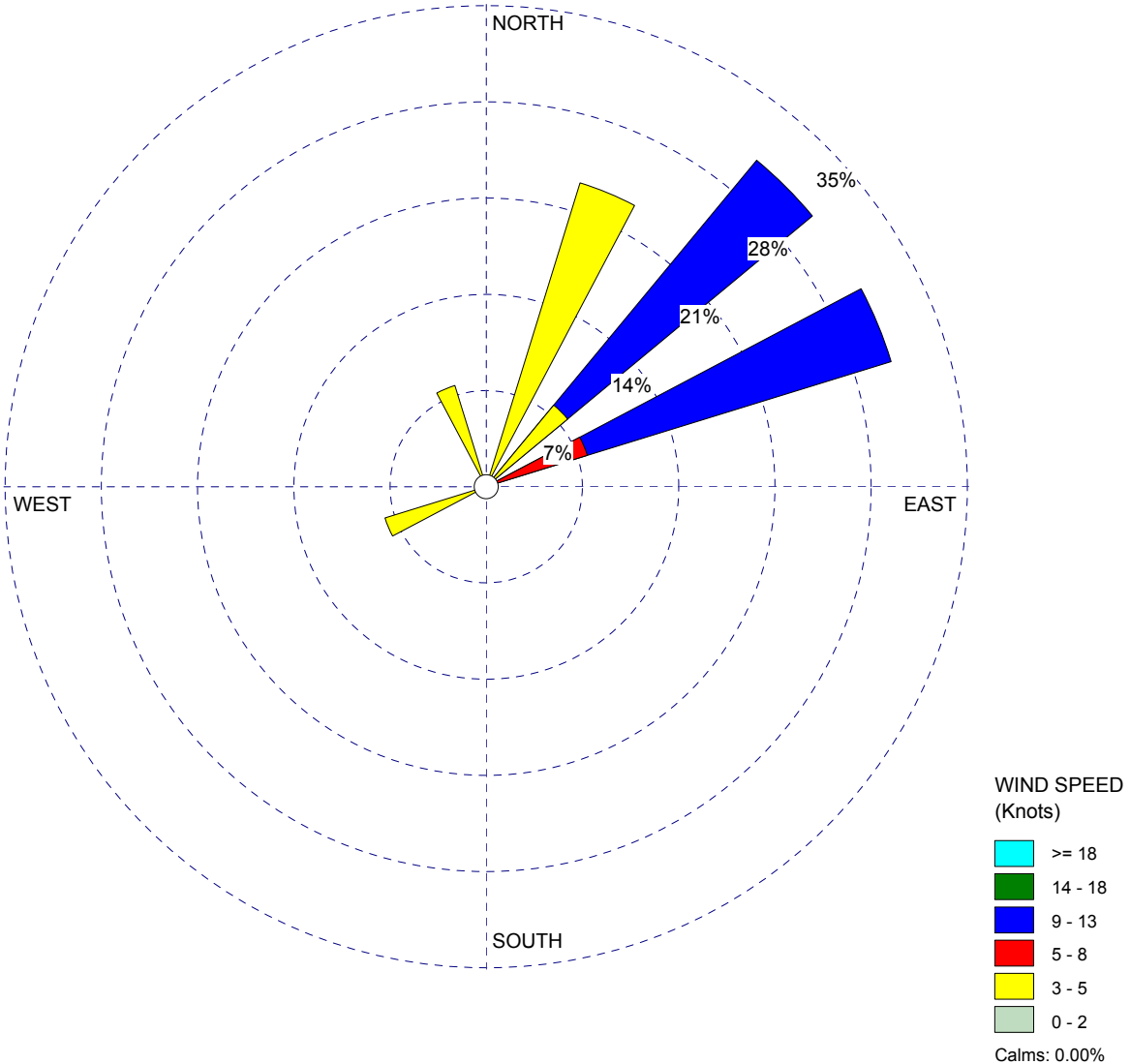
PROJECT NO.:

WIND ROSE PLOT:

**Ascon Landfill Site - IRM Met Station
Huntington Beach, California**

DISPLAY:

**Wind Speed
Direction (blowing from)**



COMMENTS:
29 November 2010
7:00AM to 7:00PM
Ascon Landfill Site
Huntington Beach, CA

DATA PERIOD:
**2010
Nov 29 - Nov 29
07:00 - 19:00**

CALM WINDS:
0.00%

AVG. WIND SPEED:
6.82 Knots

COMPANY NAME:
Geosyntec Consultants

TOTAL COUNT:
13 hrs.

DATE:
5/23/2011

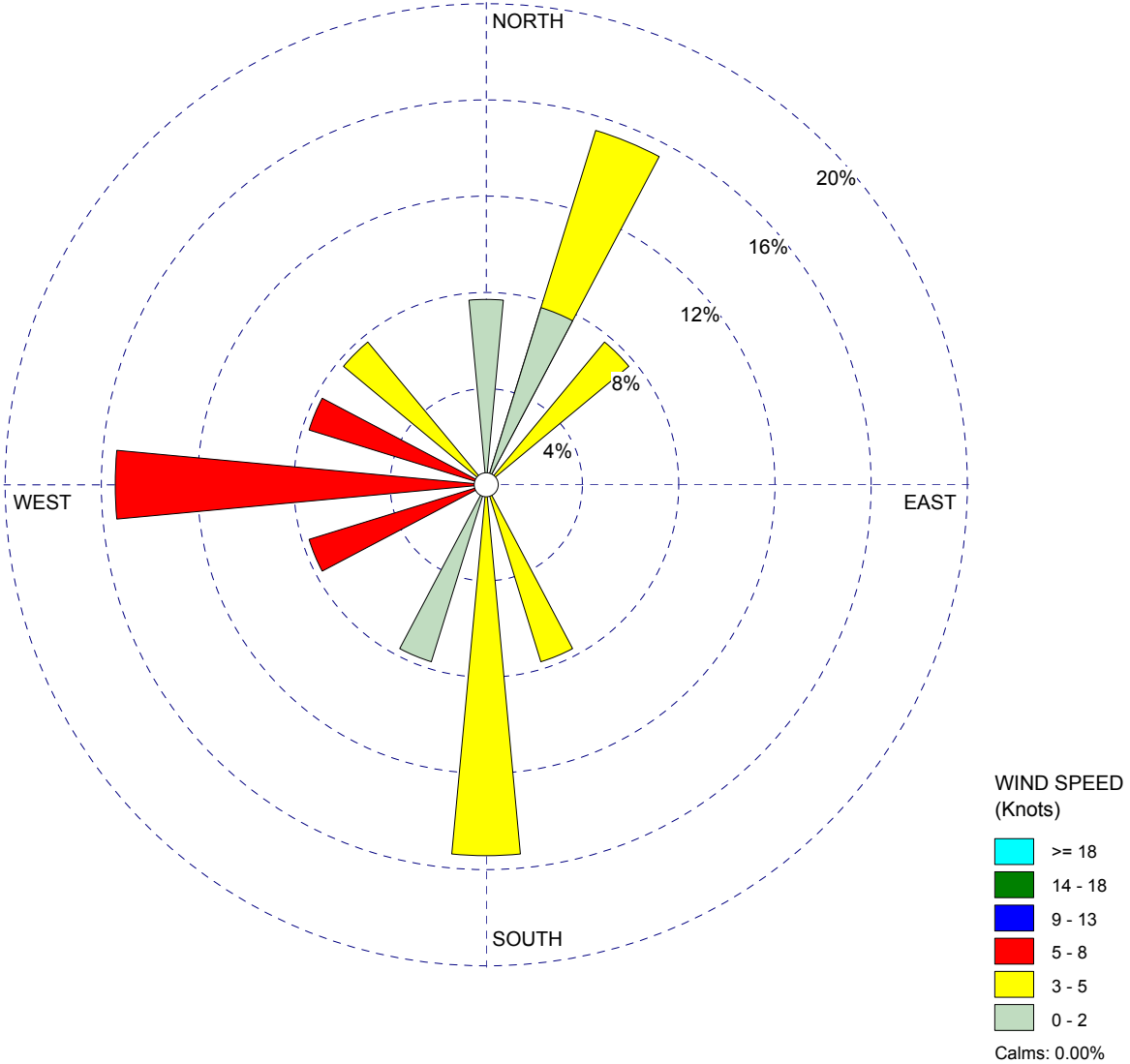
PROJECT NO.:

WIND ROSE PLOT:

**Ascon Landfill Site - IRM Met Station
Huntington Beach, California**

DISPLAY:

**Wind Speed
Direction (blowing from)**



COMMENTS:

30 November 2010
7:00AM to 7:00PM
Ascon Landfill Site
Huntington Beach, CA

DATA PERIOD:

**2010
Nov 30 - Nov 30
07:00 - 19:00**

COMPANY NAME:

Geosyntec Consultants

CALM WINDS:

0.00%

TOTAL COUNT:

13 hrs.

AVG. WIND SPEED:

3.87 Knots

DATE:

5/23/2011

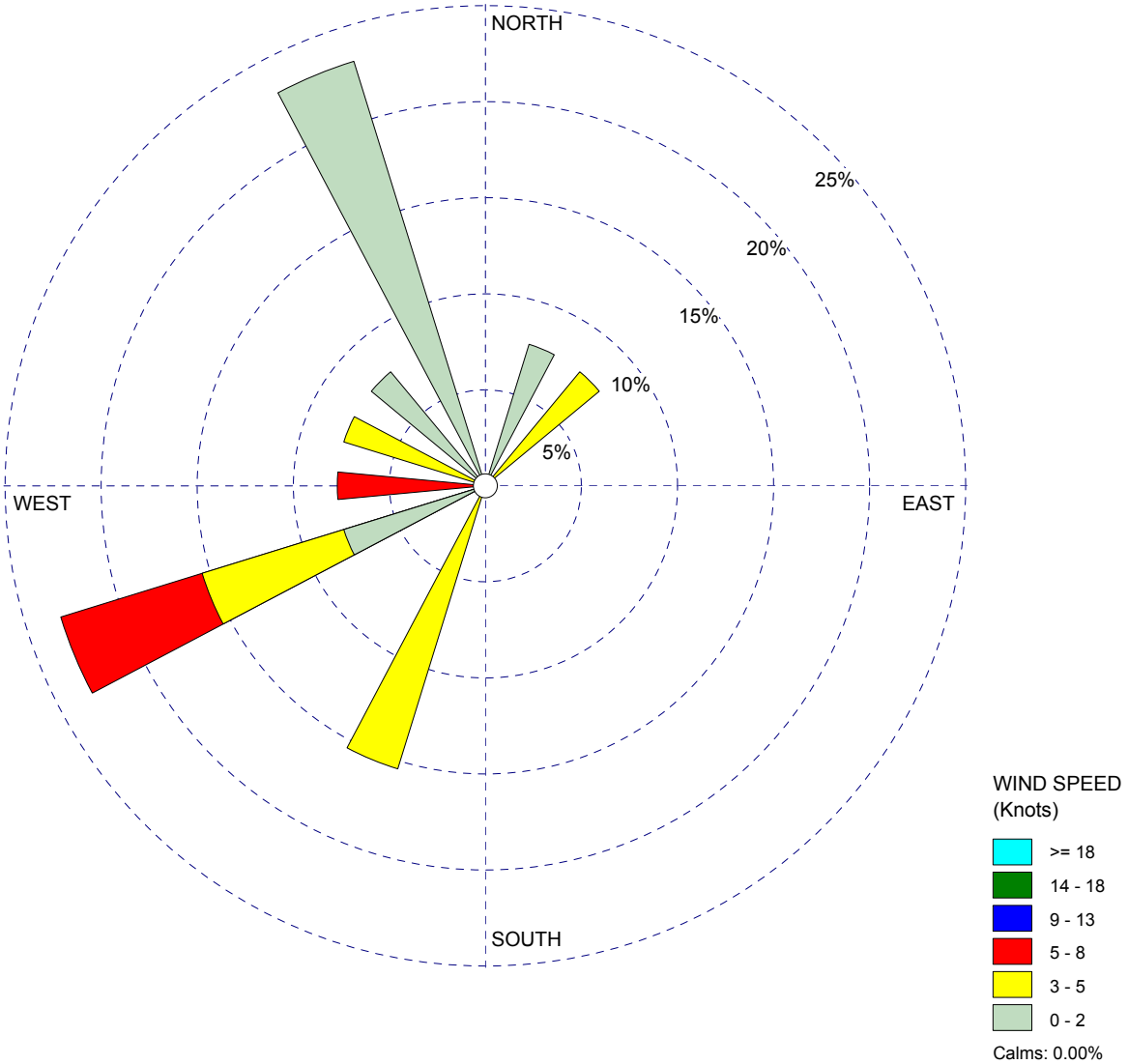
PROJECT NO.:

WIND ROSE PLOT:

**Ascon Landfill Site - IRM Met Station
Huntington Beach, California**

DISPLAY:

**Wind Speed
Direction (blowing from)**



COMMENTS:
1 December 2010
7:00AM to 7:00PM
Ascon Landfill Site
Huntington Beach, CA

DATA PERIOD:
**2010
Dec 1 - Dec 1
07:00 - 19:00**

CALM WINDS:
0.00%

AVG. WIND SPEED:
3.13 Knots

COMPANY NAME:
Geosyntec Consultants

TOTAL COUNT:
13 hrs.

DATE:
5/23/2011

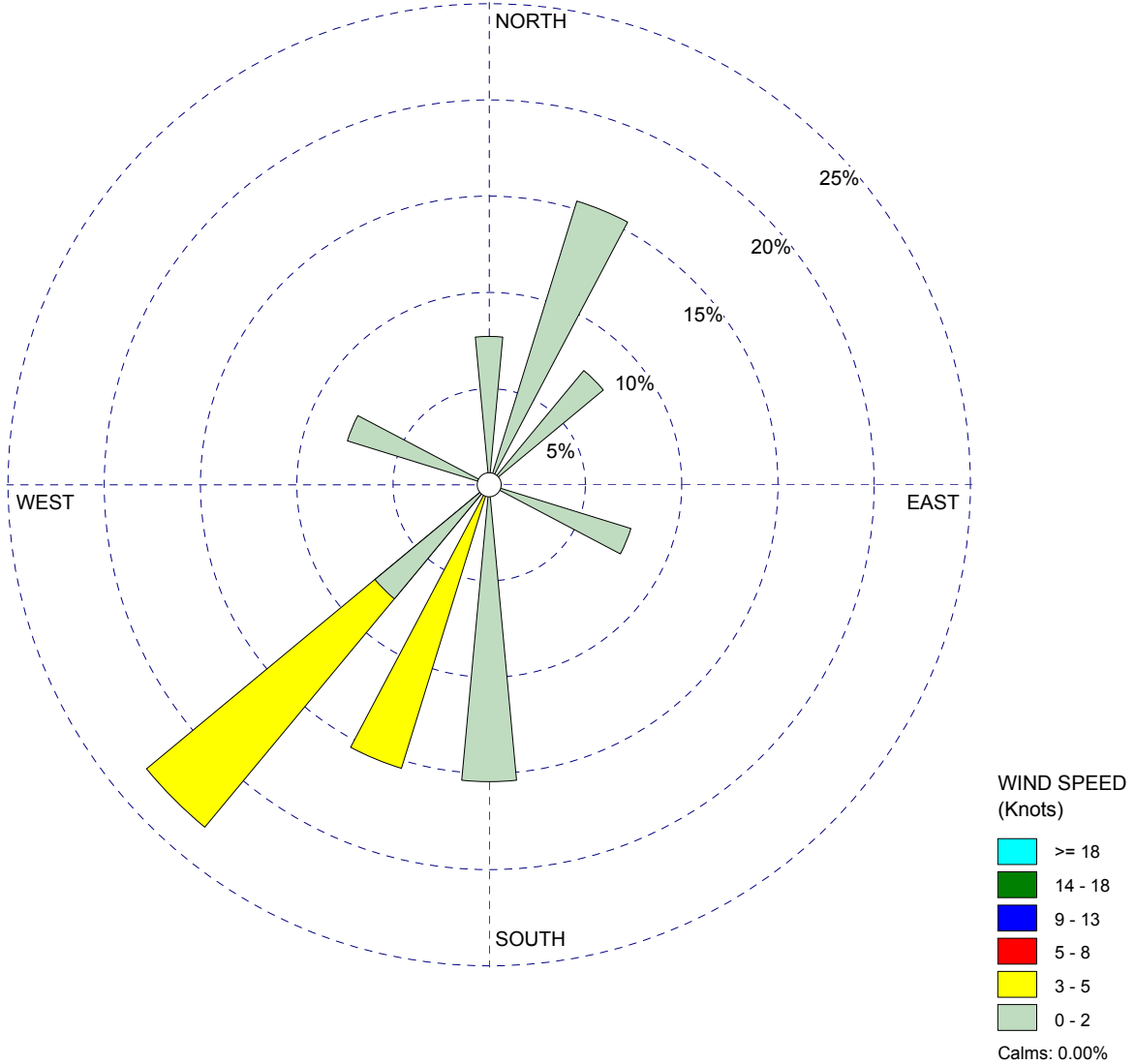
PROJECT NO.:

WIND ROSE PLOT:

**Ascon Landfill Site - IRM Met Station
Huntington Beach, California**

DISPLAY:

**Wind Speed
Direction (blowing from)**



COMMENTS:

2 December 2010
7:00AM to 7:00PM
Ascon Landfill Site
Huntington Beach, CA

DATA PERIOD:

**2010
Dec 2 - Dec 2
07:00 - 19:00**

COMPANY NAME:

Geosyntec Consultants

CALM WINDS:

0.00%

TOTAL COUNT:

13 hrs.

AVG. WIND SPEED:

2.57 Knots

DATE:

5/23/2011

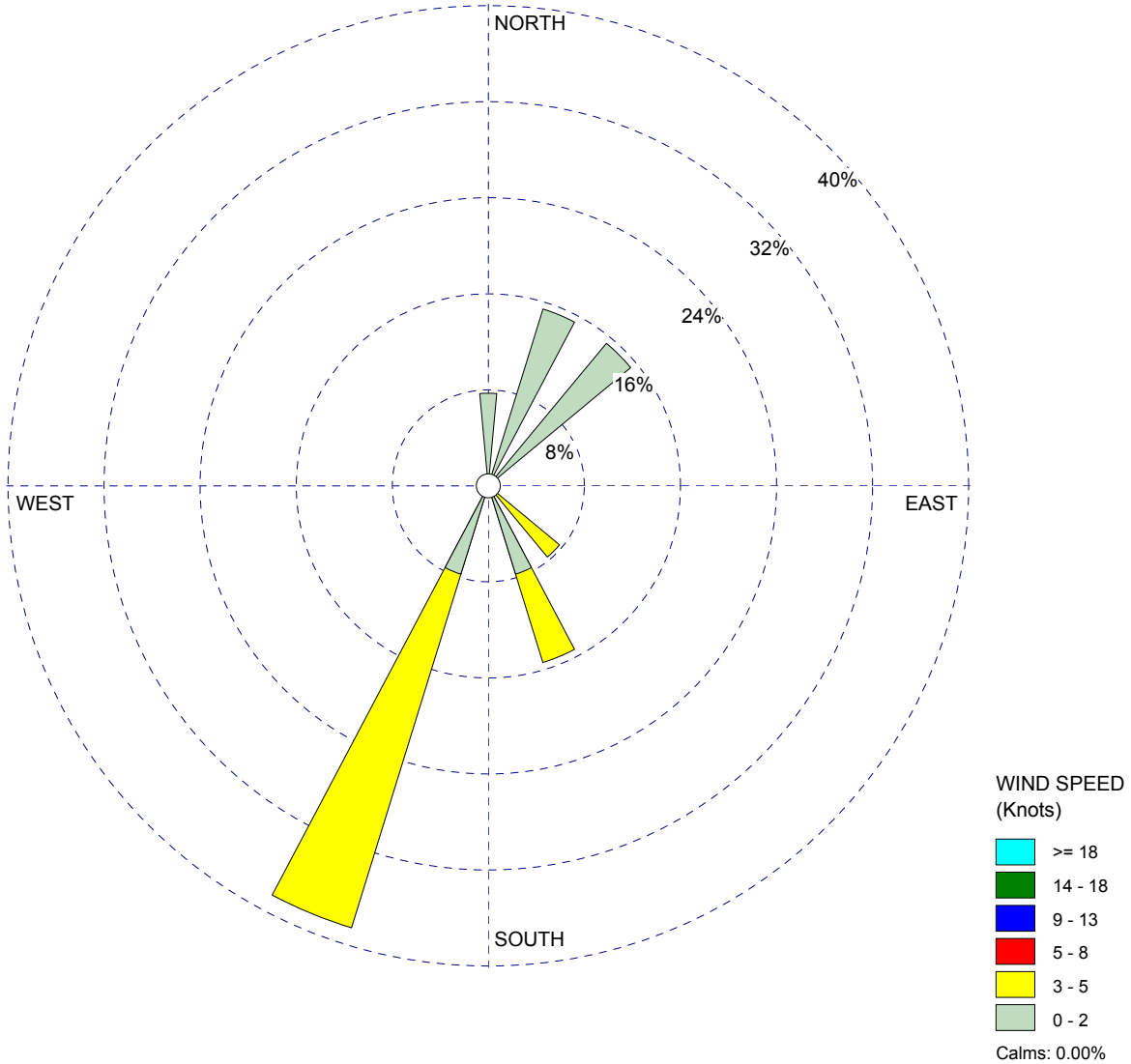
PROJECT NO.:

WIND ROSE PLOT:

**Ascon Landfill Site - IRM Met Station
Huntington Beach, California**

DISPLAY:

**Wind Speed
Direction (blowing from)**



COMMENTS:

3 December 2010
7:00AM to 7:00PM
Ascon Landfill Site
Huntington Beach, CA

DATA PERIOD:

**2010
Dec 3 - Dec 3
07:00 - 19:00**

COMPANY NAME:

Geosyntec Consultants

CALM WINDS:

0.00%

TOTAL COUNT:

13 hrs.

AVG. WIND SPEED:

2.92 Knots

DATE:

5/23/2011

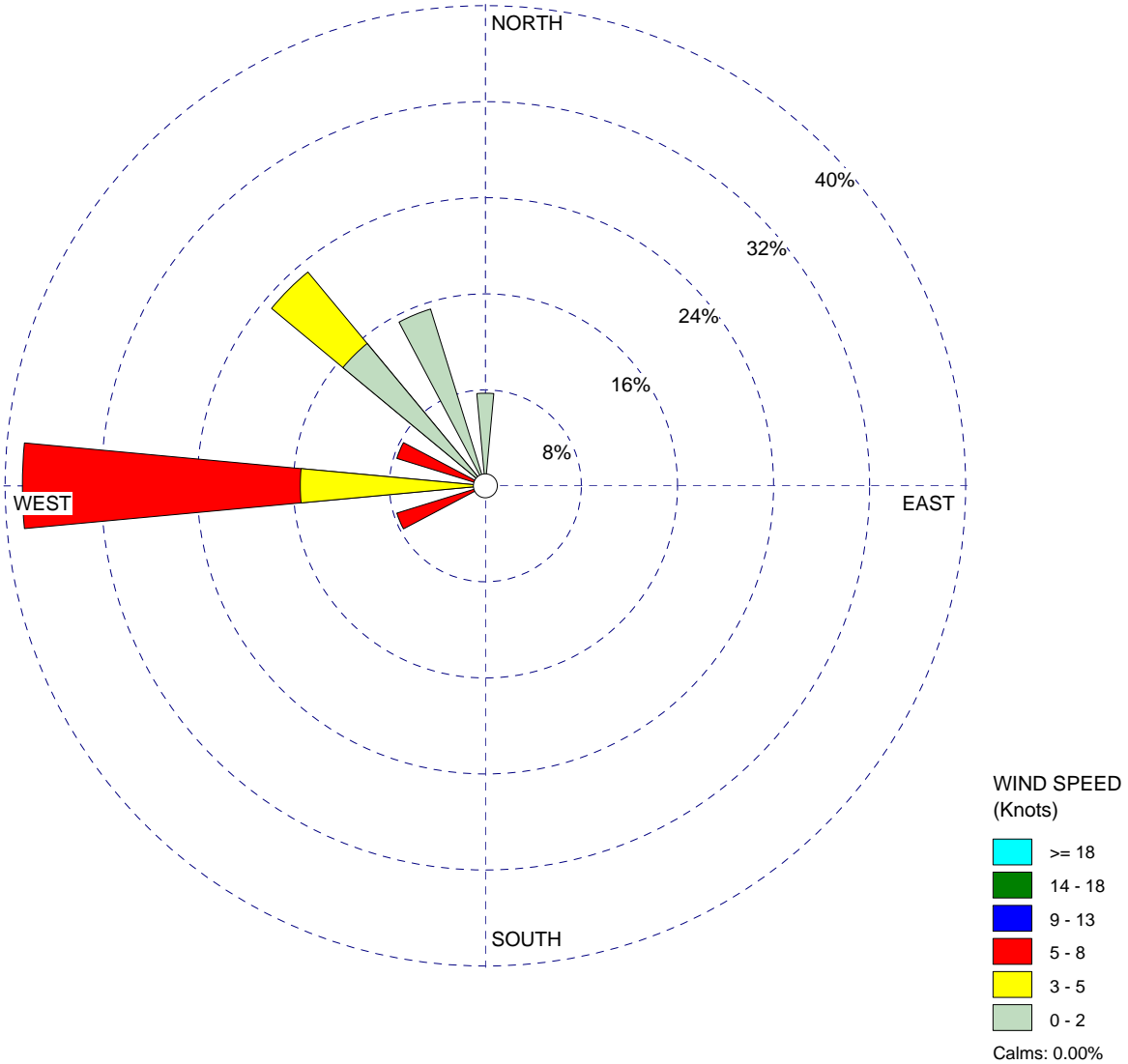
PROJECT NO.:

WIND ROSE PLOT:

**Ascon Landfill Site - IRM Met Station
Huntington Beach, California**

DISPLAY:

**Wind Speed
Direction (blowing from)**



COMMENTS:

6 December 2010
7:00AM to 7:00PM
Ascon Landfill Site
Huntington Beach, CA

DATA PERIOD:

**2010
Dec 6 - Dec 6
07:00 - 19:00**

COMPANY NAME:

Geosyntec Consultants

CALM WINDS:

0.00%

TOTAL COUNT:

13 hrs.

AVG. WIND SPEED:

4.11 Knots

DATE:

5/23/2011

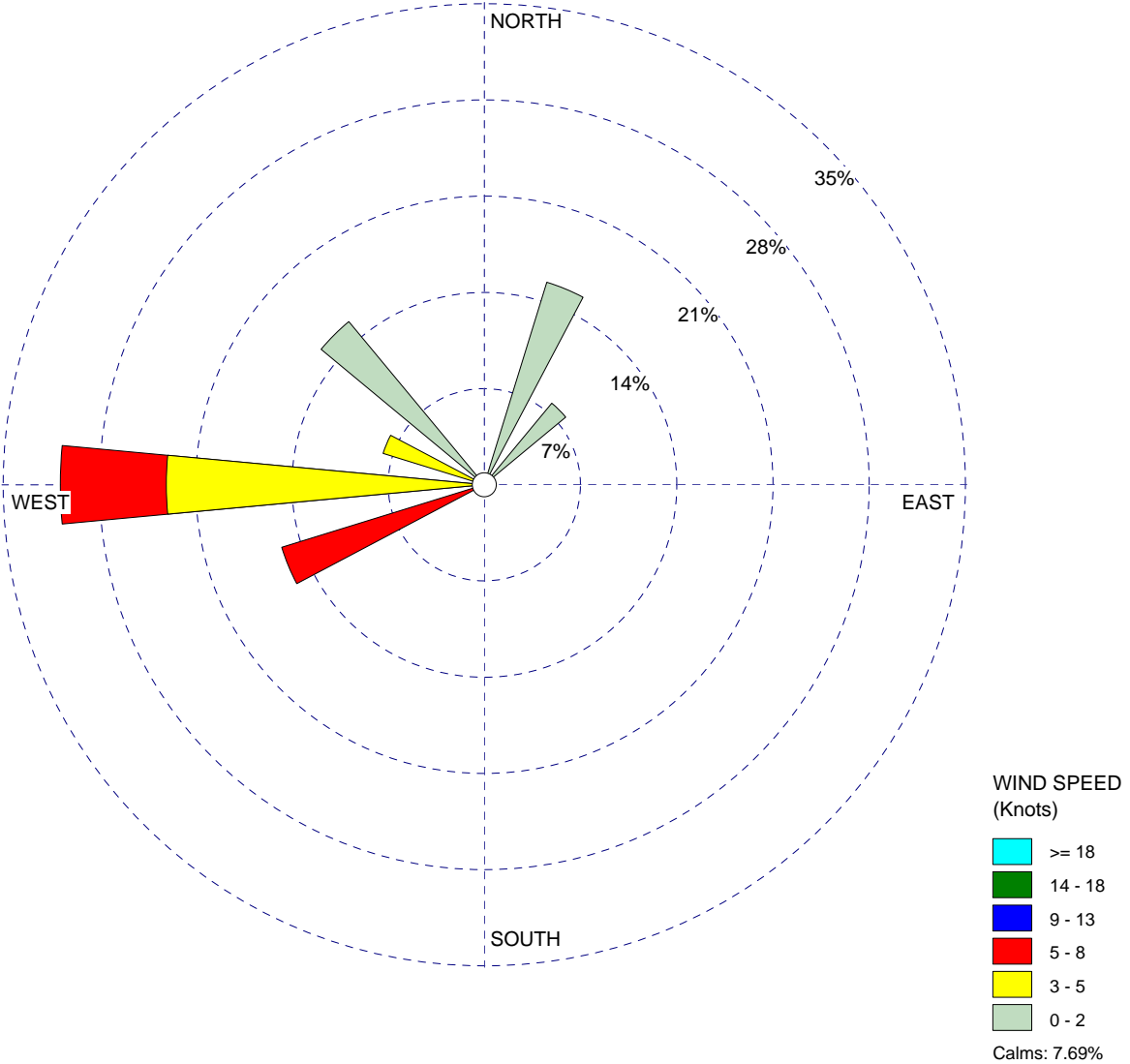
PROJECT NO.:

WIND ROSE PLOT:

**Ascon Landfill Site - IRM Met Station
Huntington Beach, California**

DISPLAY:

**Wind Speed
Direction (blowing from)**



COMMENTS:

7 December 2010
7:00AM to 7:00PM
Ascon Landfill Site
Huntington Beach, CA

DATA PERIOD:

**2010
Dec 7 - Dec 7
07:00 - 19:00**

COMPANY NAME:

Geosyntec Consultants

CALM WINDS:

7.69%

TOTAL COUNT:

13 hrs.

AVG. WIND SPEED:

3.05 Knots

DATE:

5/23/2011

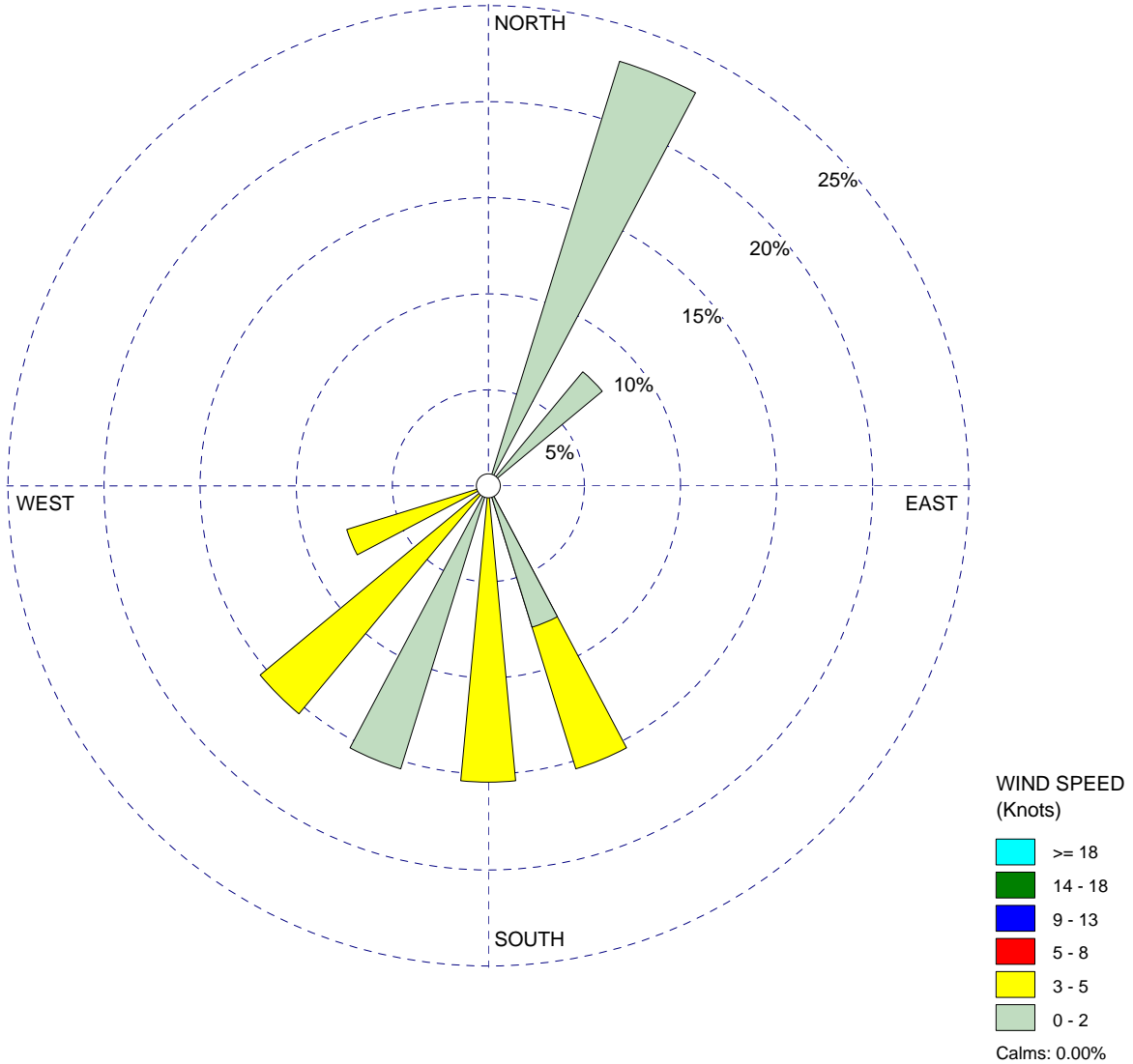
PROJECT NO.:

WIND ROSE PLOT:

**Ascon Landfill Site - IRM Met Station
Huntington Beach, California**

DISPLAY:

**Wind Speed
Direction (blowing from)**



COMMENTS:

8 December 2010
7:00AM to 7:00PM
Ascon Landfill Site
Huntington Beach, CA

DATA PERIOD:

**2010
Dec 8 - Dec 8
07:00 - 19:00**

COMPANY NAME:

Geosyntec Consultants

CALM WINDS:

0.00%

TOTAL COUNT:

13 hrs.

AVG. WIND SPEED:

2.66 Knots

DATE:

5/23/2011

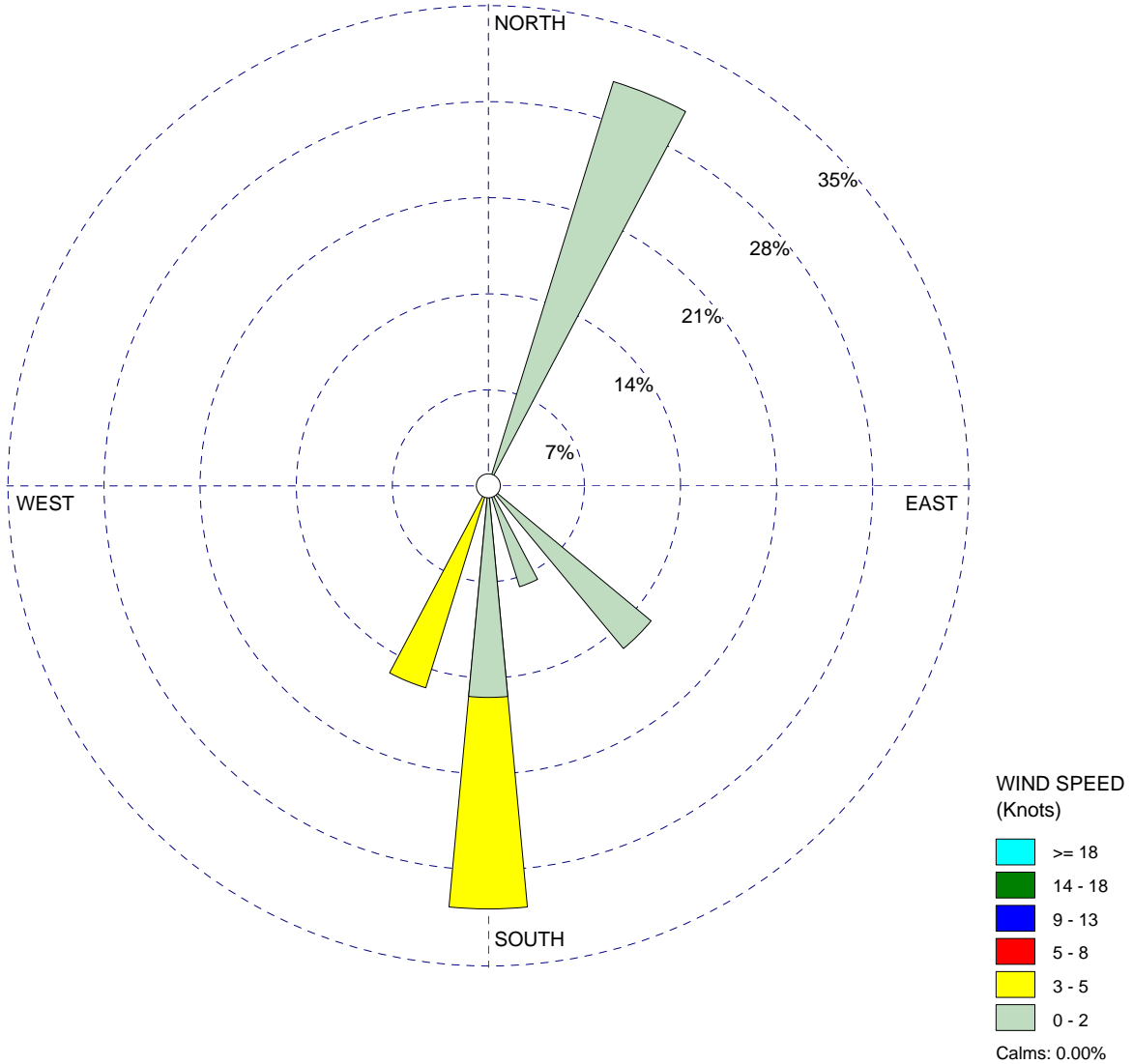
PROJECT NO.:

WIND ROSE PLOT:

**Ascon Landfill Site - IRM Met Station
Huntington Beach, California**

DISPLAY:

**Wind Speed
Direction (blowing from)**



COMMENTS:

9 December 2010
7:00AM to 7:00PM
Ascon Landfill Site
Huntington Beach, CA

DATA PERIOD:

**2010
Dec 9 - Dec 9
07:00 - 19:00**

COMPANY NAME:

Geosyntec Consultants

CALM WINDS:

0.00%

TOTAL COUNT:

13 hrs.

AVG. WIND SPEED:

2.47 Knots

DATE:

5/23/2011

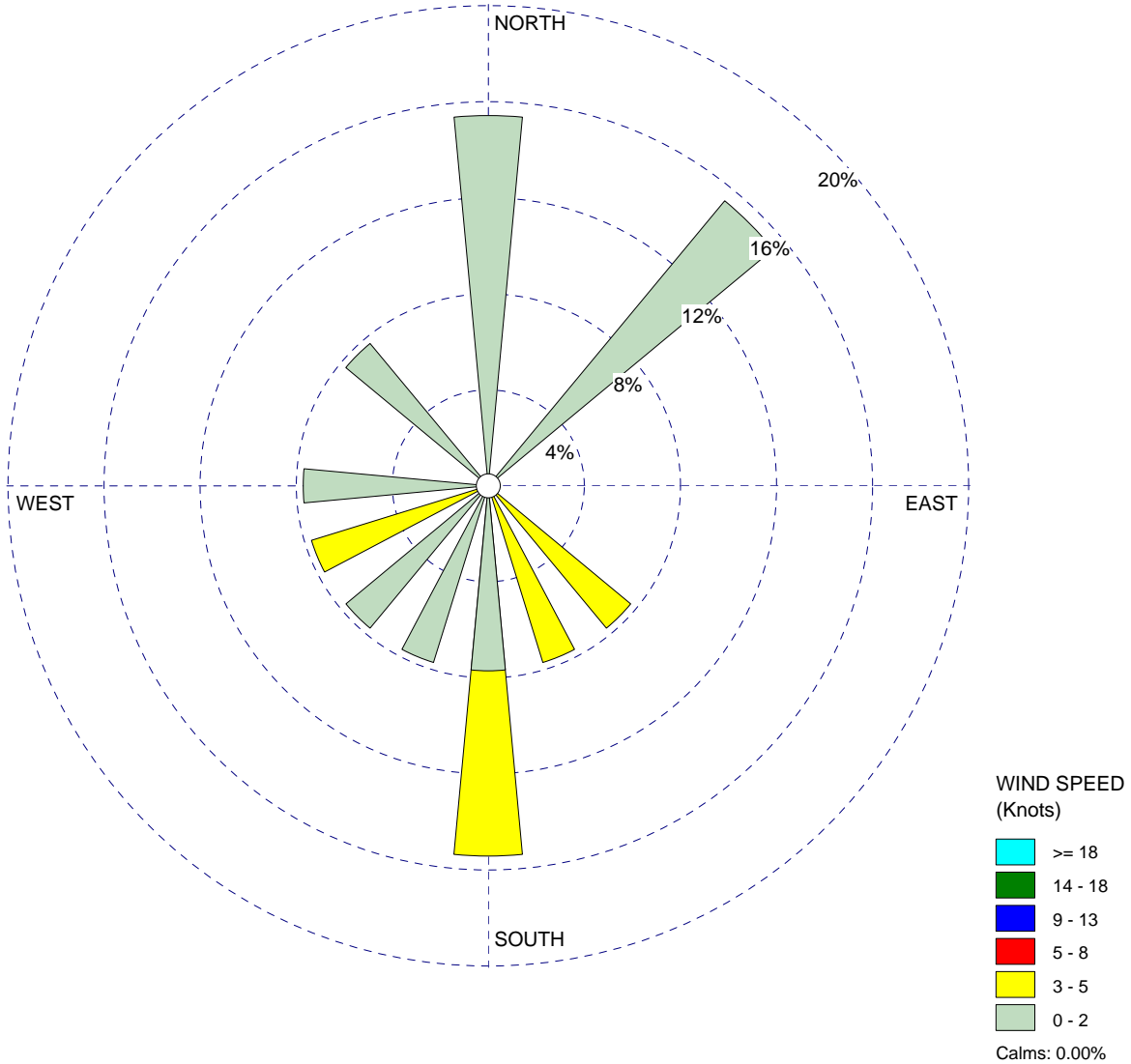
PROJECT NO.:

WIND ROSE PLOT:

**Ascon Landfill Site - IRM Met Station
Huntington Beach, California**

DISPLAY:

**Wind Speed
Direction (blowing from)**



COMMENTS:

10 December 2010
7:00AM to 7:00PM
Ascon Landfill Site
Huntington Beach, CA

DATA PERIOD:

**2010
Dec 10 - Dec 10
07:00 - 19:00**

COMPANY NAME:

Geosyntec Consultants

CALM WINDS:

0.00%

TOTAL COUNT:

13 hrs.

AVG. WIND SPEED:

2.59 Knots

DATE:

5/23/2011

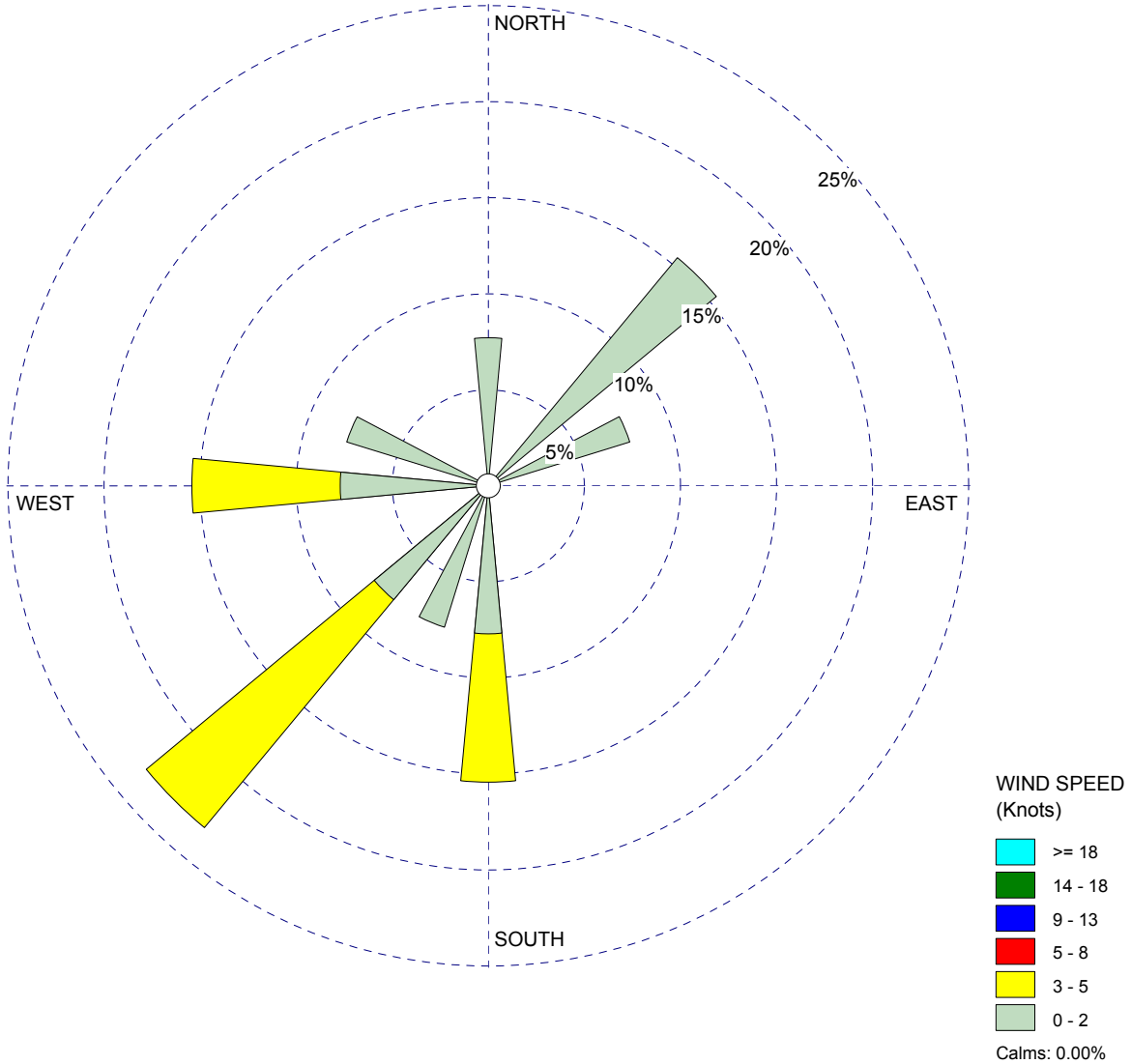
PROJECT NO.:

WIND ROSE PLOT:

**Ascon Landfill Site - IRM Met Station
Huntington Beach, California**

DISPLAY:

**Wind Speed
Direction (blowing from)**



COMMENTS:

13 December 2010
7:00AM to 7:00PM
Ascon Landfill Site
Huntington Beach, CA

DATA PERIOD:

**2010
Dec 13 - Dec 13
07:00 - 19:00**

COMPANY NAME:

Geosyntec Consultants

CALM WINDS:

0.00%

TOTAL COUNT:

13 hrs.

AVG. WIND SPEED:

2.51 Knots

DATE:

5/23/2011

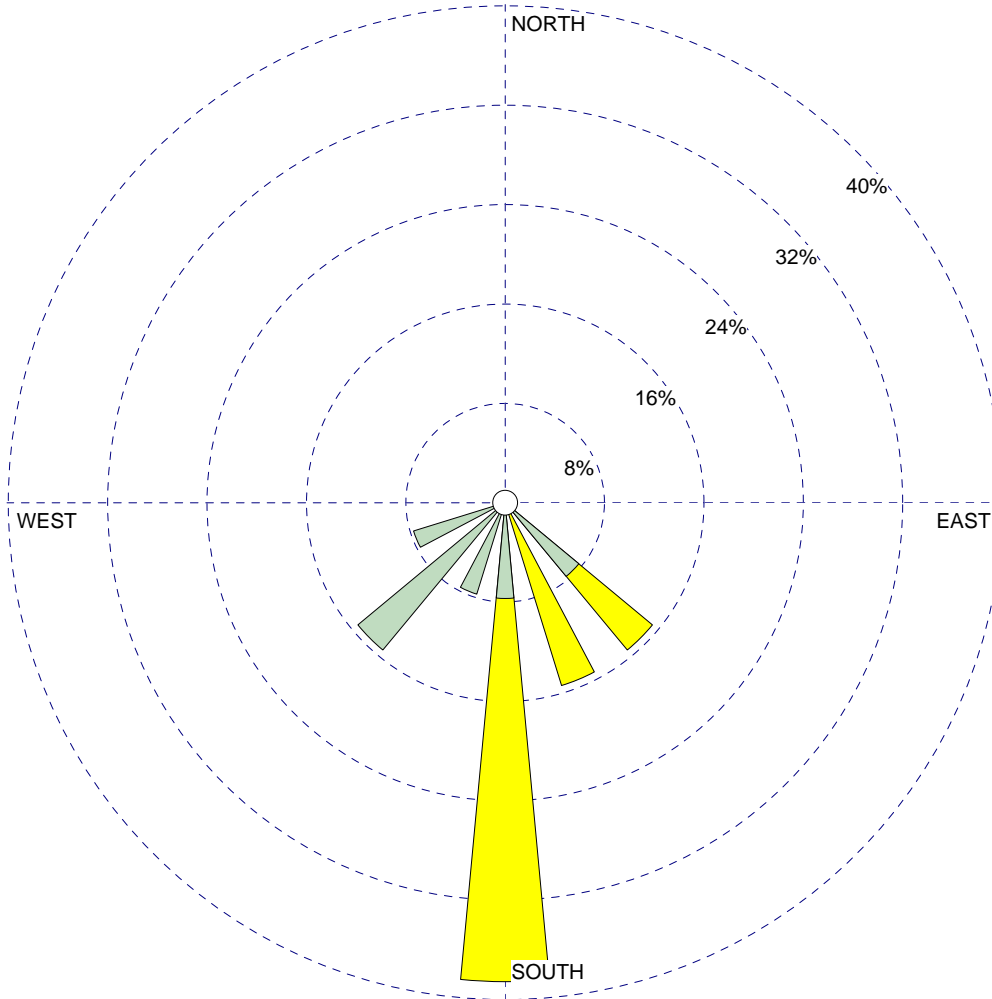
PROJECT NO.:

WIND ROSE PLOT:

**Ascon Landfill Site - IRM Met Station
Huntington Beach, California**

DISPLAY:

**Wind Speed
Direction (blowing from)**



WIND SPEED
(Knots)

- >= 18
- 14 - 18
- 9 - 13
- 5 - 8
- 3 - 5
- 0 - 2

Calms: 0.00%

COMMENTS:

14 December 2010
7:00AM to 9:00AM
Ascon Landfill Site
Huntington Beach, CA

DATA PERIOD:

**2010
Dec 14 - Dec 14
07:00 - 19:00**

COMPANY NAME:

Geosyntec Consultants

CALM WINDS:

0.00%

TOTAL COUNT:

13 hrs.

AVG. WIND SPEED:

3.17 Knots

DATE:

5/23/2011

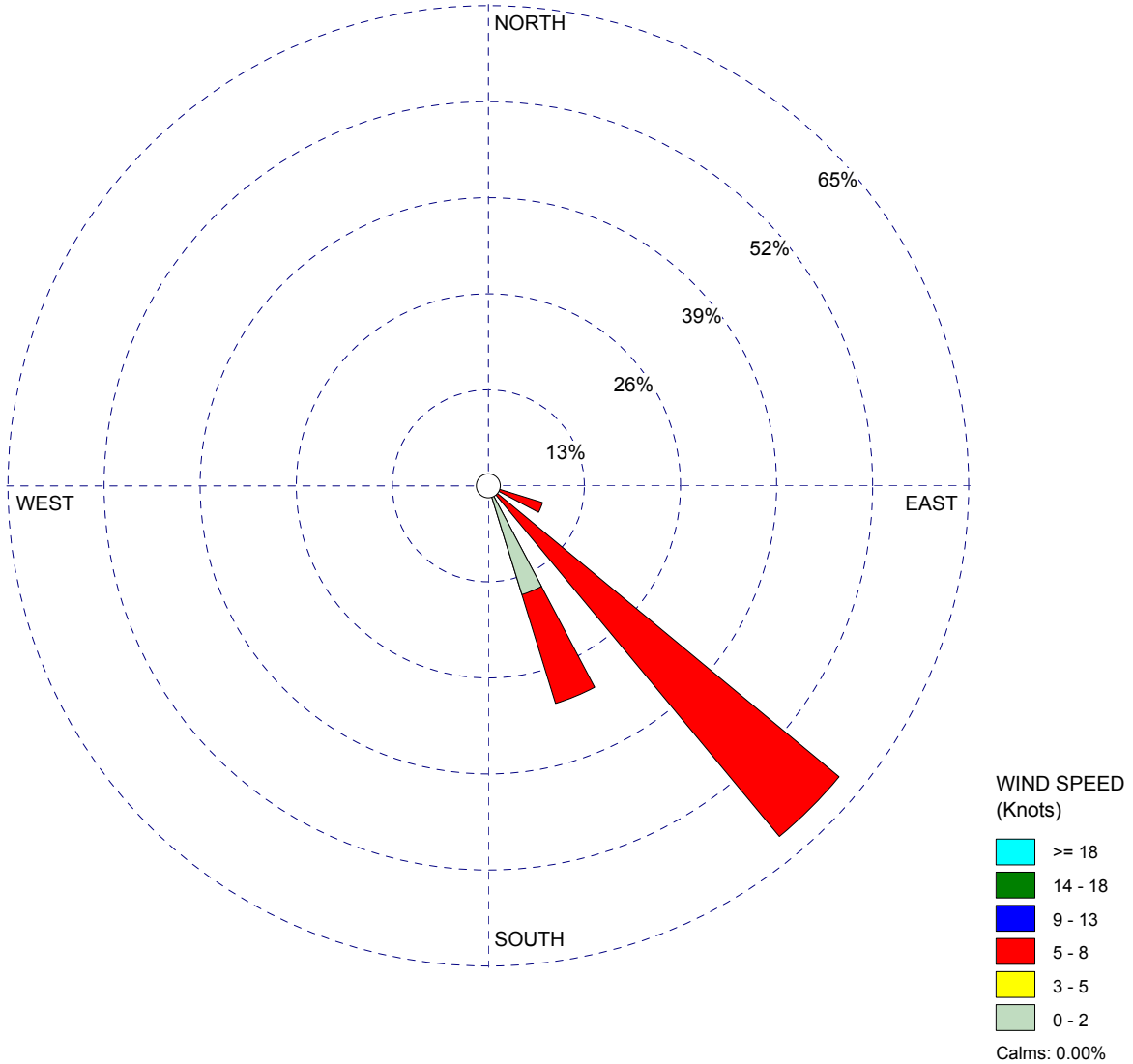
PROJECT NO.:

WIND ROSE PLOT:

**Ascon Landfill Site - IRM Met Station
Huntington Beach, California**

DISPLAY:

**Wind Speed
Direction (blowing from)**



COMMENTS:

15 December 2010
7:00AM to 7:00PM
Ascon Landfill Site
Huntington Beach, CA

DATA PERIOD:

**2010
Dec 15 - Dec 15
07:00 - 19:00**

COMPANY NAME:

Geosyntec Consultants

CALM WINDS:

0.00%

TOTAL COUNT:

13 hrs.

AVG. WIND SPEED:

5.79 Knots

DATE:

5/23/2011

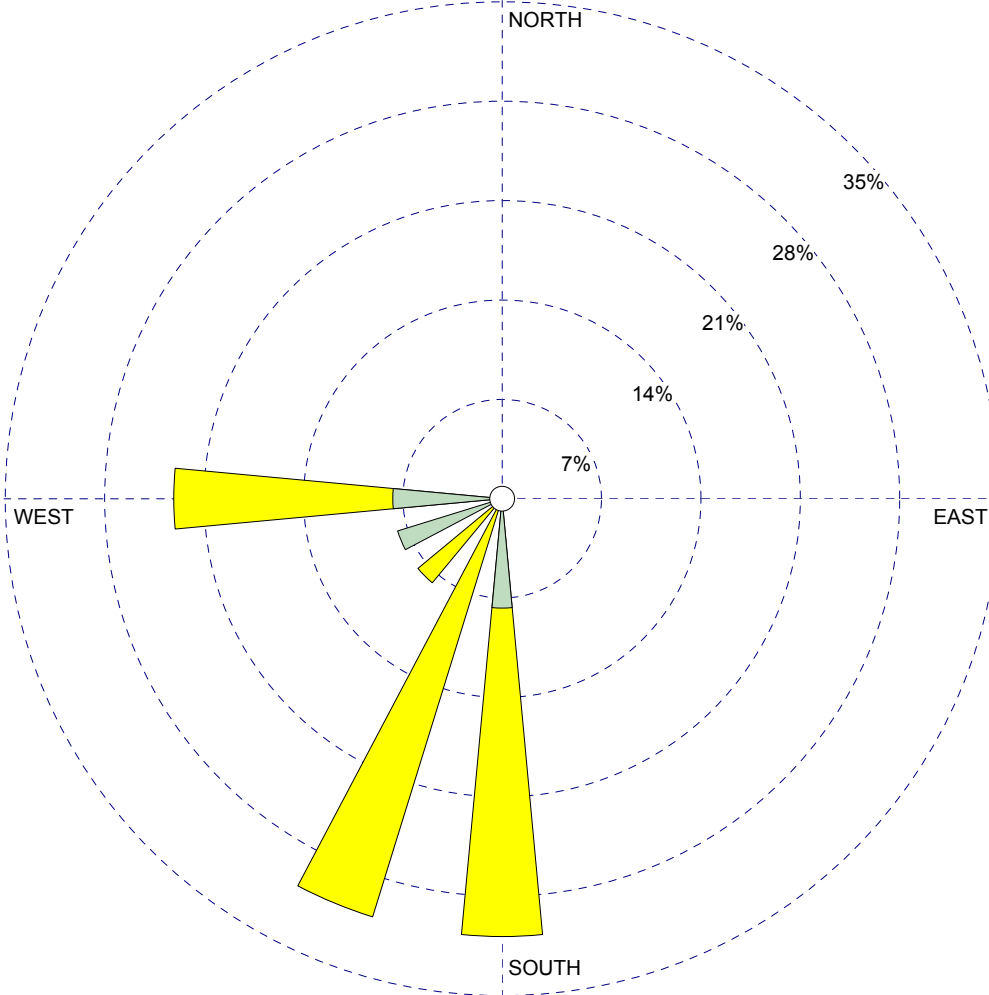
PROJECT NO.:

WIND ROSE PLOT:

**Ascon Landfill Site - IRM Met Station
Huntington Beach, California**

DISPLAY:

**Wind Speed
Direction (blowing from)**



WIND SPEED
(Knots)

- >= 18
- 14 - 18
- 9 - 13
- 5 - 8
- 3 - 5
- 0 - 2

Calms: 0.00%

COMMENTS:

16 December 2010
7:00AM to 7:00PM
Ascon Landfill Site
Huntington Beach, CA

DATA PERIOD:

**2010
Dec 16 - Dec 16
07:00 - 19:00**

COMPANY NAME:

Geosyntec Consultants

CALM WINDS:

0.00%

TOTAL COUNT:

13 hrs.

AVG. WIND SPEED:

3.33 Knots

DATE:

5/23/2011

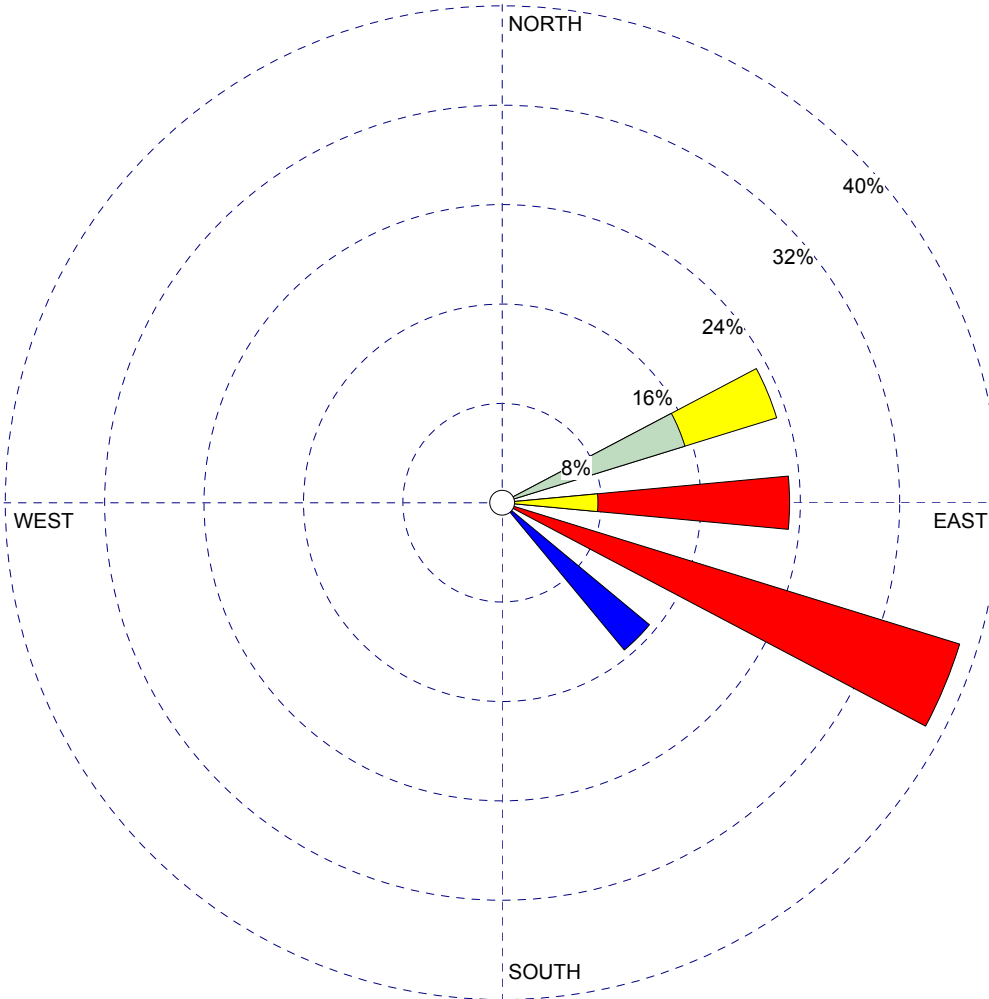
PROJECT NO.:

WIND ROSE PLOT:

**Ascon Landfill Site - IRM Met Station
Huntington Beach, California**

DISPLAY:

**Wind Speed
Direction (blowing from)**



WIND SPEED
(Knots)

- >= 18
- 14 - 18
- 9 - 13
- 5 - 8
- 3 - 5
- 0 - 2

Calms: 0.00%

COMMENTS:

17 December 2010
7:00AM to 7:00PM
Ascon Landfill Site
Huntington Beach, CA

DATA PERIOD:

**2010
Dec 17 - Dec 17
07:00 - 19:00**

COMPANY NAME:

Geosyntec Consultants

CALM WINDS:

0.00%

TOTAL COUNT:

13 hrs.

AVG. WIND SPEED:

5.88 Knots

DATE:

5/23/2011

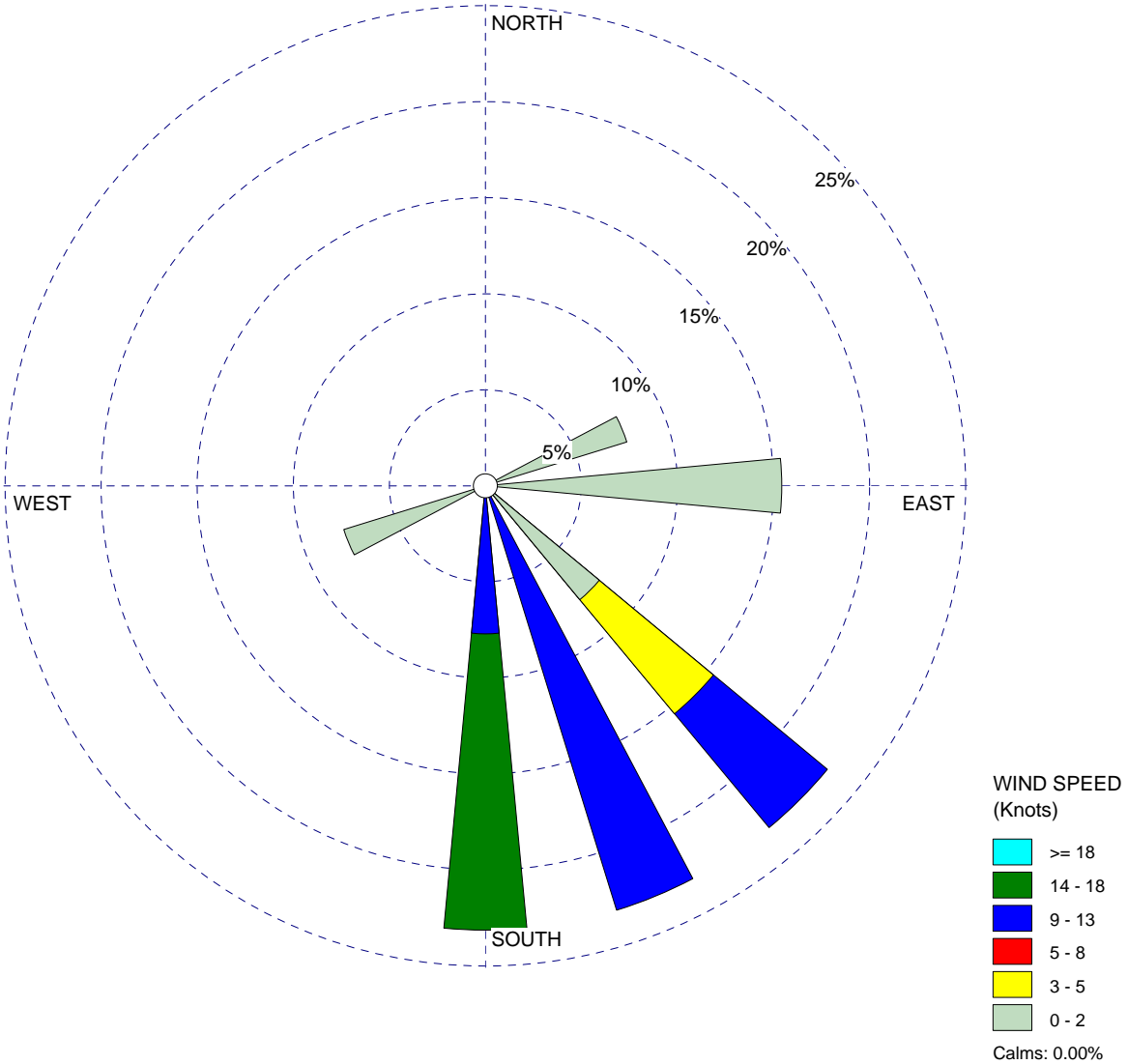
PROJECT NO.:

WIND ROSE PLOT:

**Ascon Landfill Site - IRM Met Station
Huntington Beach, California**

DISPLAY:

**Wind Speed
Direction (blowing from)**



COMMENTS:

20 December 2010
7:00AM to 7:00PM
Ascon Landfill Site
Huntington Beach, CA

DATA PERIOD:

**2010
Dec 20 - Dec 20
07:00 - 19:00**

COMPANY NAME:

Geosyntec Consultants

CALM WINDS:

0.00%

TOTAL COUNT:

13 hrs.

AVG. WIND SPEED:

7.95 Knots

DATE:

5/23/2011

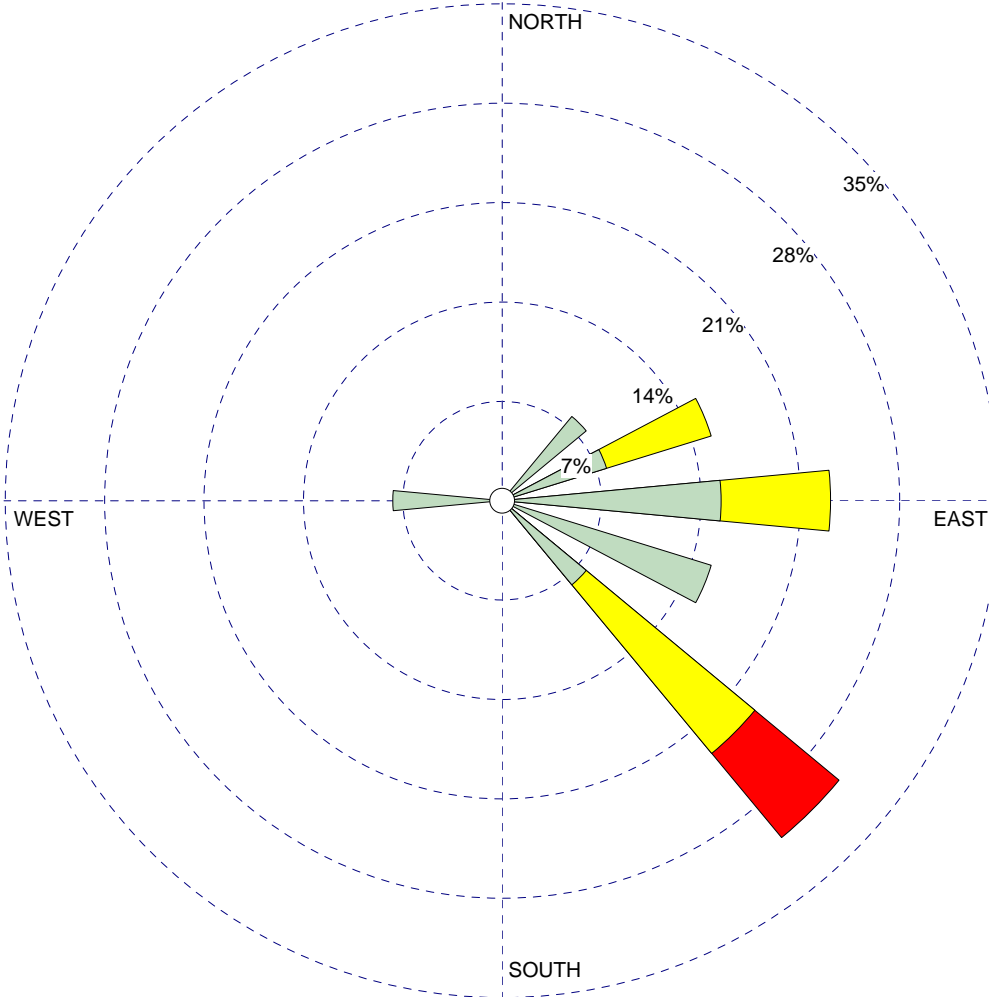
PROJECT NO.:

WIND ROSE PLOT:

**Ascon Landfill Site - IRM Met Station
Huntington Beach, California**

DISPLAY:

**Wind Speed
Direction (blowing from)**



WIND SPEED
(Knots)

- >= 18
- 14 - 18
- 9 - 13
- 5 - 8
- 3 - 5
- 0 - 2

Calms: 0.00%

COMMENTS:

21 December 2010
7:00AM to 7:00PM
Ascon Landfill Site
Huntington Beach, CA

DATA PERIOD:

**2010
Dec 21 - Dec 21
07:00 - 19:00**

COMPANY NAME:

Geosyntec Consultants

CALM WINDS:

0.00%

TOTAL COUNT:

13 hrs.

AVG. WIND SPEED:

2.86 Knots

DATE:

5/23/2011

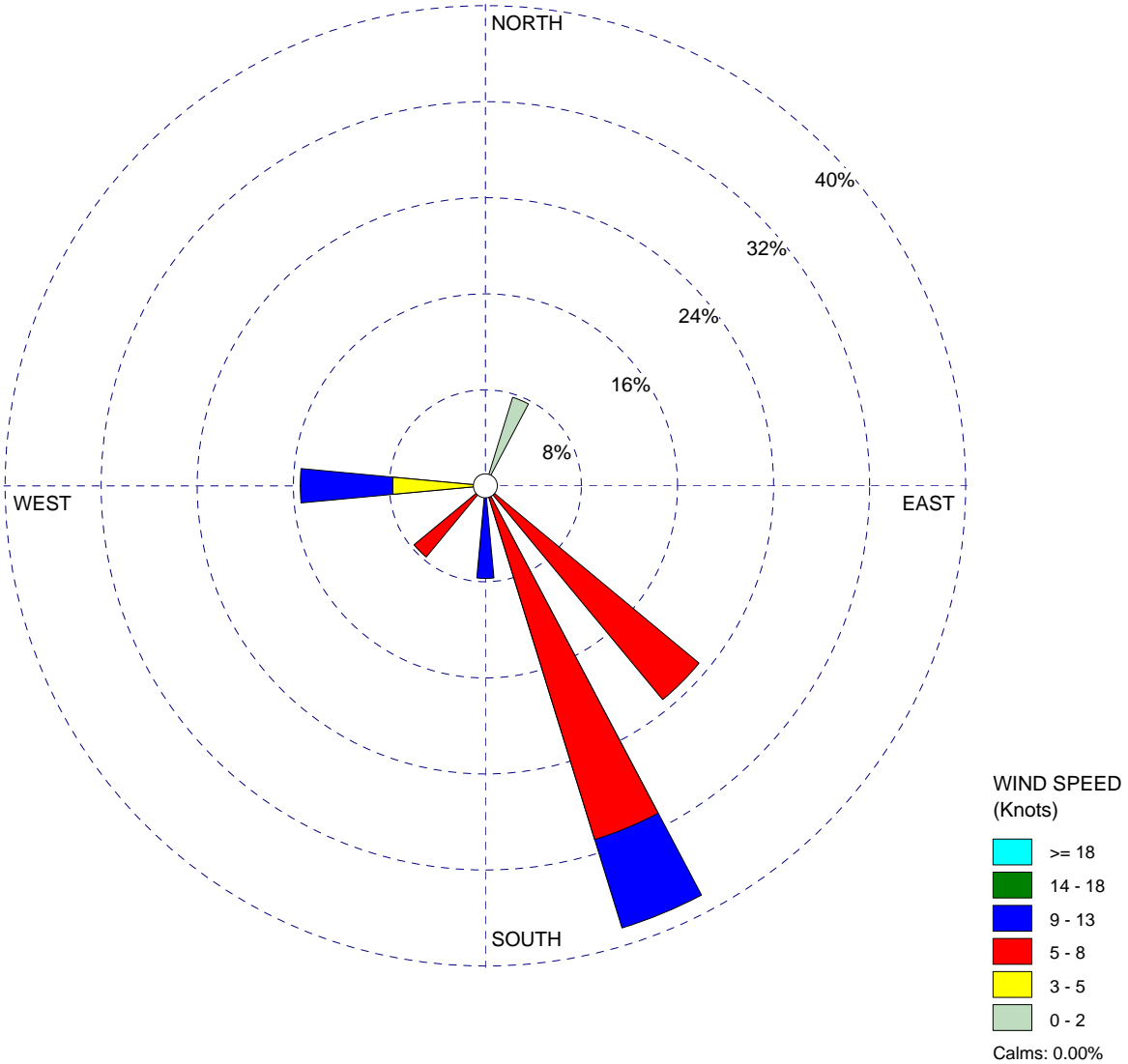
PROJECT NO.:

WIND ROSE PLOT:

**Ascon Landfill Site - IRM Met Station
Huntington Beach, California**

DISPLAY:

**Wind Speed
Direction (blowing from)**



COMMENTS:

22 December 2010
7:00AM to 7:00PM
Ascon Landfill Site
Huntington Beach, CA

DATA PERIOD:

**2010
Dec 22 - Dec 22
07:00 - 19:00**

COMPANY NAME:

Geosyntec Consultants

CALM WINDS:

0.00%

TOTAL COUNT:

13 hrs.

AVG. WIND SPEED:

6.86 Knots

DATE:

5/23/2011

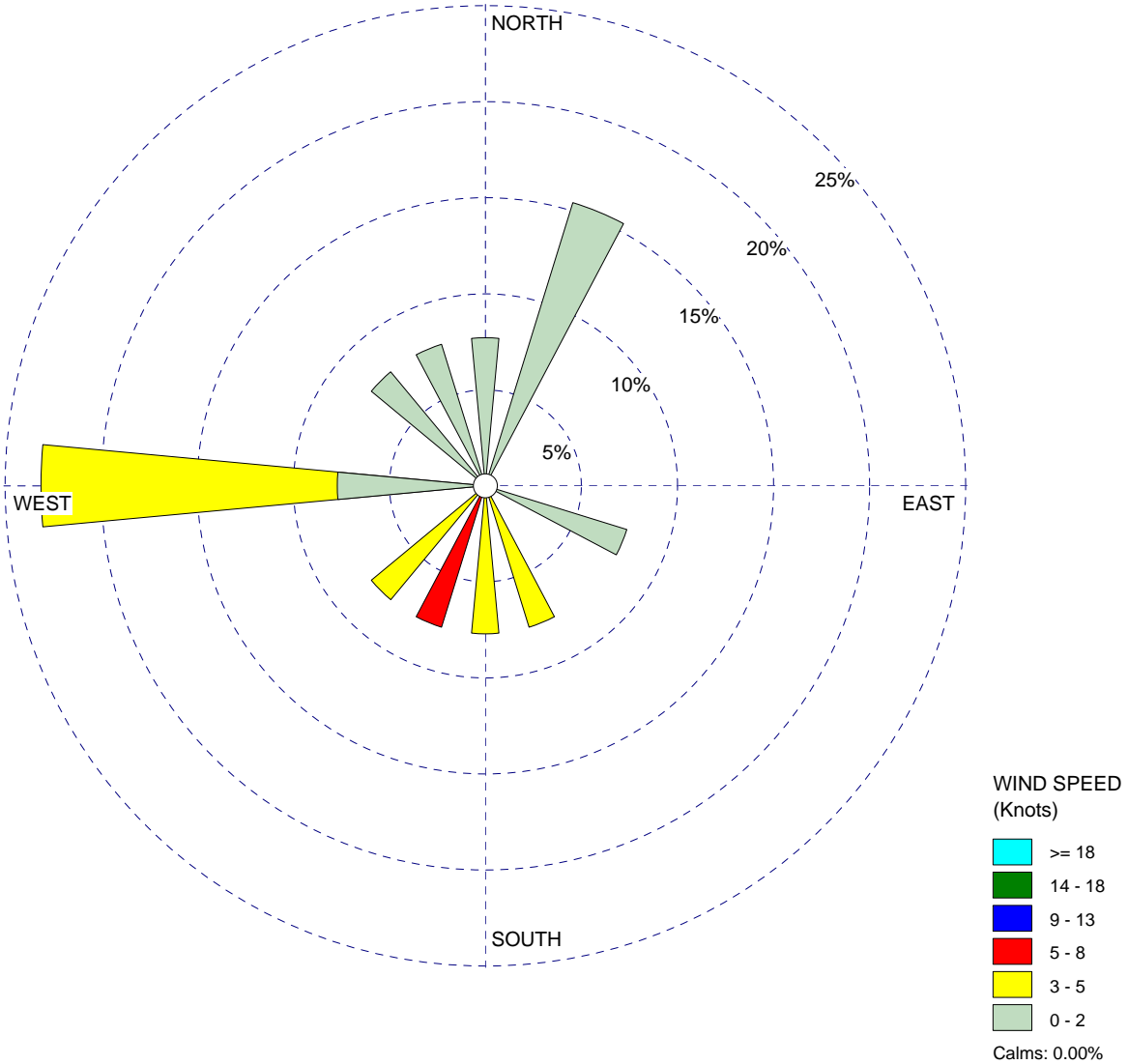
PROJECT NO.:

WIND ROSE PLOT:

**Ascon Landfill Site - IRM Met Station
Huntington Beach, California**

DISPLAY:

**Wind Speed
Direction (blowing from)**



COMMENTS:

23 December 2010
7:00AM to 7:00PM
Ascon Landfill Site
Huntington Beach, CA

DATA PERIOD:

**2010
Dec 23 - Dec 23
07:00 - 19:00**

COMPANY NAME:

Geosyntec Consultants

CALM WINDS:

0.00%

TOTAL COUNT:

13 hrs.

AVG. WIND SPEED:

2.93 Knots

DATE:

5/23/2011

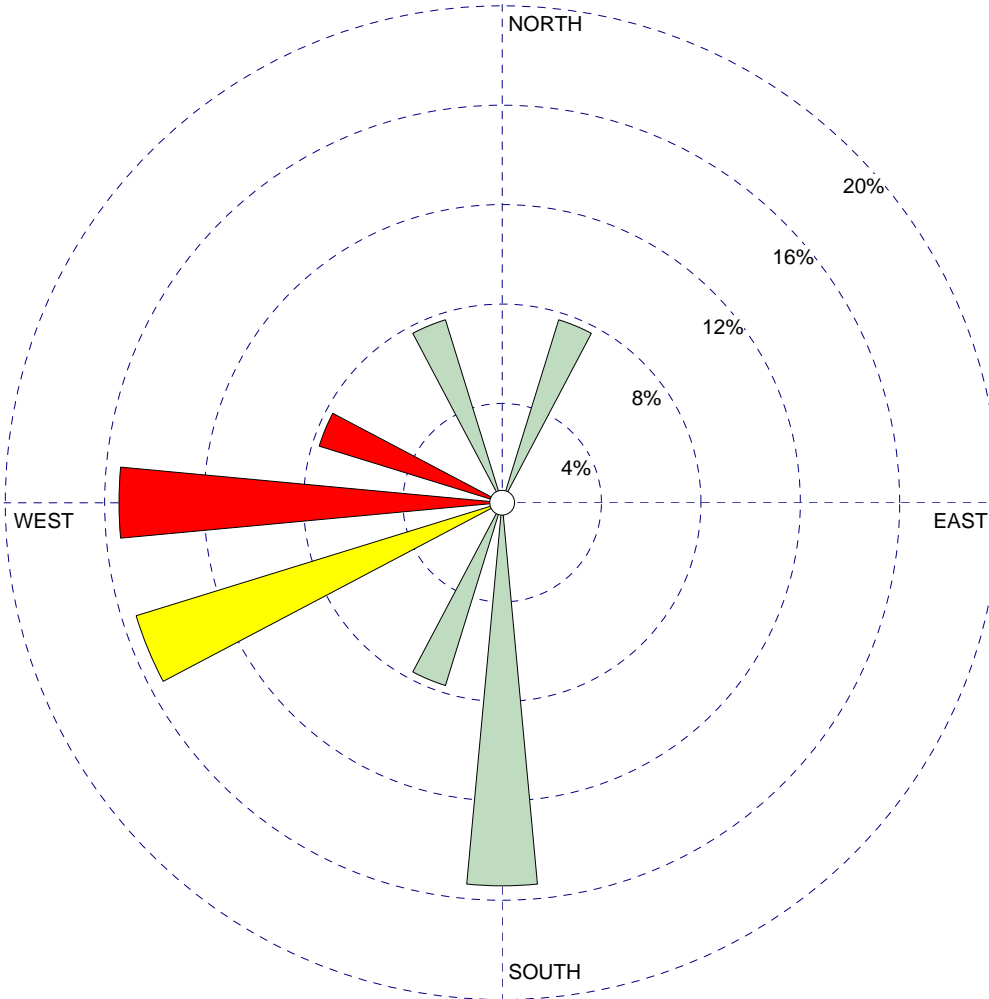
PROJECT NO.:

WIND ROSE PLOT:

**Ascon Landfill Site - IRM Met Station
Huntington Beach, California**

DISPLAY:

**Wind Speed
Direction (blowing from)**



WIND SPEED
(Knots)

- >= 18
- 14 - 18
- 9 - 13
- 5 - 8
- 3 - 5
- 0 - 2

Calms: 23.08%

COMMENTS:

24 December 2010
7:00AM to 7:00PM
Ascon Landfill Site
Huntington Beach, CA

DATA PERIOD:

**2010
Dec 24 - Dec 24
07:00 - 19:00**

COMPANY NAME:

Geosyntec Consultants

CALM WINDS:

23.08%

TOTAL COUNT:

13 hrs.

AVG. WIND SPEED:

2.84 Knots

DATE:

5/23/2011

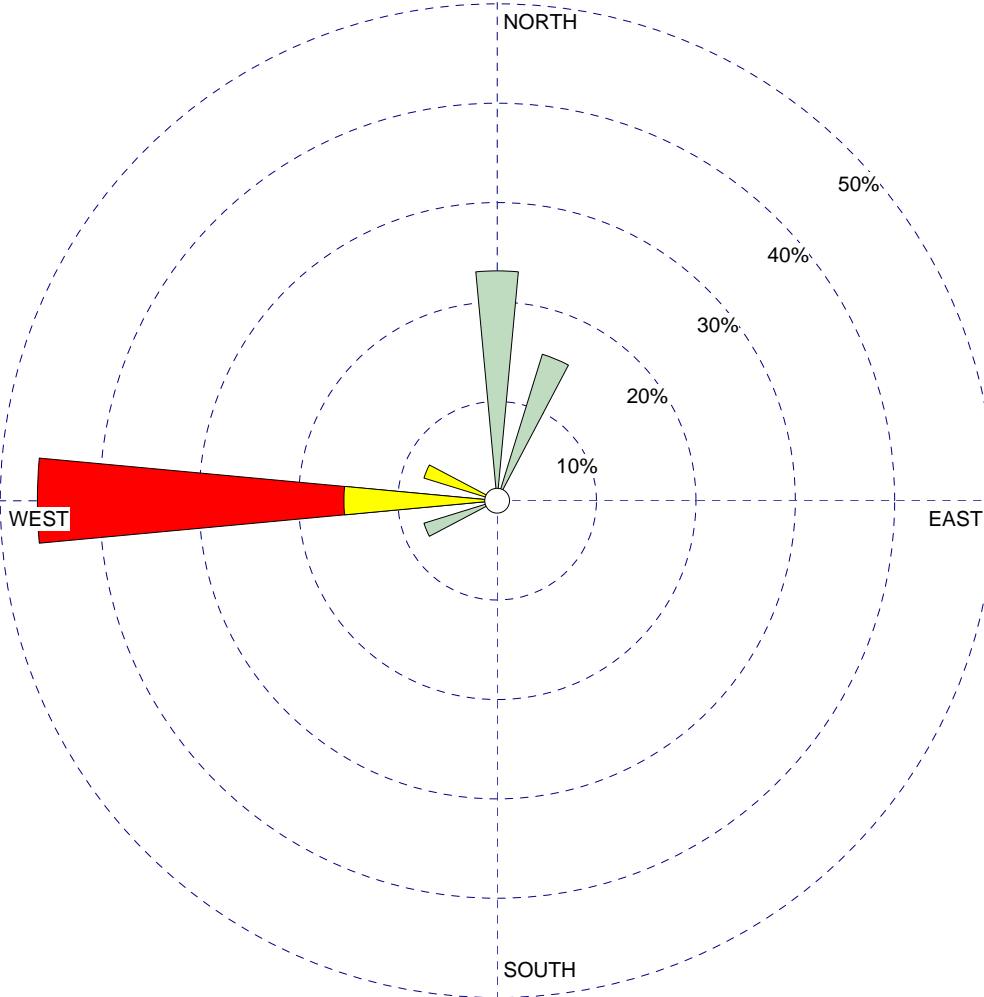
PROJECT NO.:

WIND ROSE PLOT:

**Ascon Landfill Site - IRM Met Station
Huntington Beach, California**

DISPLAY:

**Wind Speed
Direction (blowing from)**



WIND SPEED
(Knots)

- >= 18
- 14 - 18
- 9 - 13
- 5 - 8
- 3 - 5
- 0 - 2

Calms: 0.00%

COMMENTS:

27 December 2010
7:00AM to 7:00PM
Ascon Landfill Site
Huntington Beach, CA

DATA PERIOD:

**2010
Dec 27 - Dec 27
07:00 - 19:00**

COMPANY NAME:

Geosyntec Consultants

CALM WINDS:

0.00%

TOTAL COUNT:

13 hrs.

AVG. WIND SPEED:

3.71 Knots

DATE:

5/23/2011

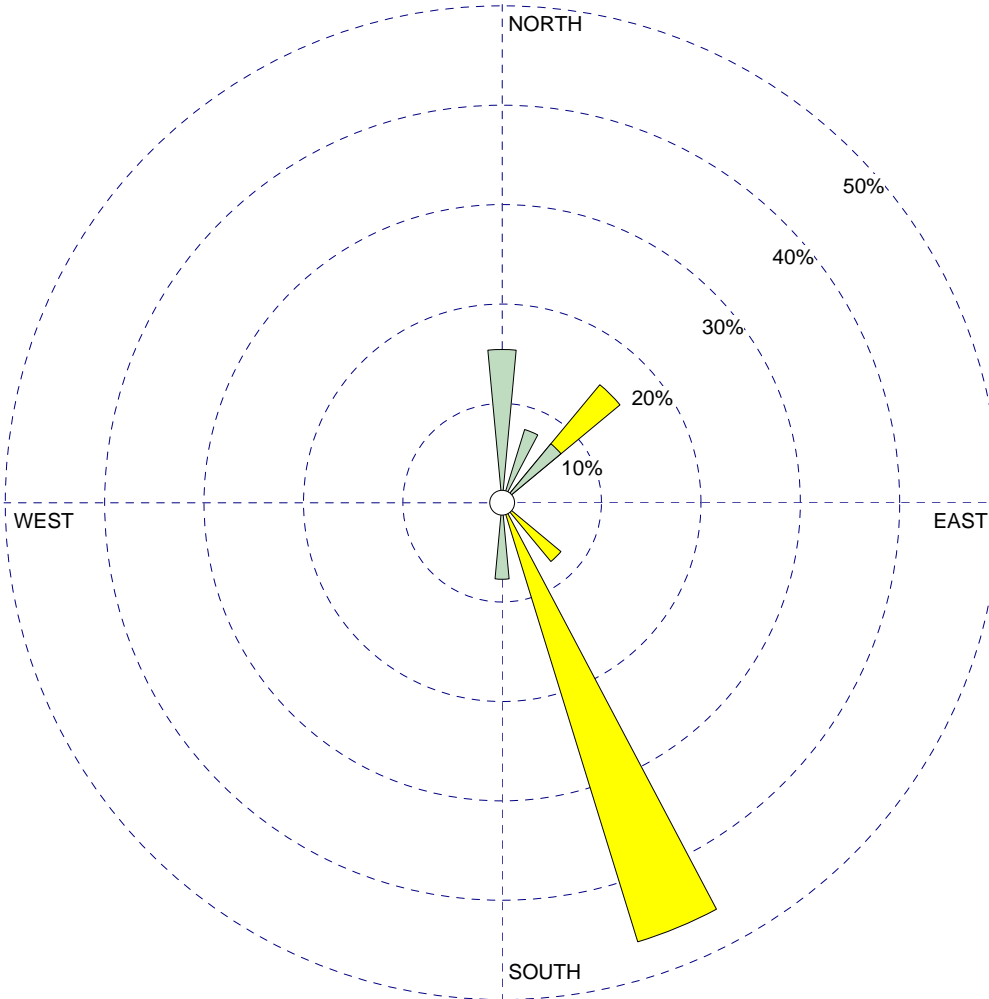
PROJECT NO.:

WIND ROSE PLOT:

**Ascon Landfill Site - IRM Met Station
Huntington Beach, California**

DISPLAY:

**Wind Speed
Direction (blowing from)**



WIND SPEED
(Knots)

- >= 18
- 14 - 18
- 9 - 13
- 5 - 8
- 3 - 5
- 0 - 2

Calms: 0.00%

COMMENTS:

28 December 2010
7:00AM to 7:00PM
Ascon Landfill Site
Huntington Beach, CA

DATA PERIOD:

**2010
Dec 28 - Dec 28
07:00 - 19:00**

COMPANY NAME:

Geosyntec Consultants

CALM WINDS:

0.00%

TOTAL COUNT:

13 hrs.

AVG. WIND SPEED:

3.30 Knots

DATE:

5/23/2011

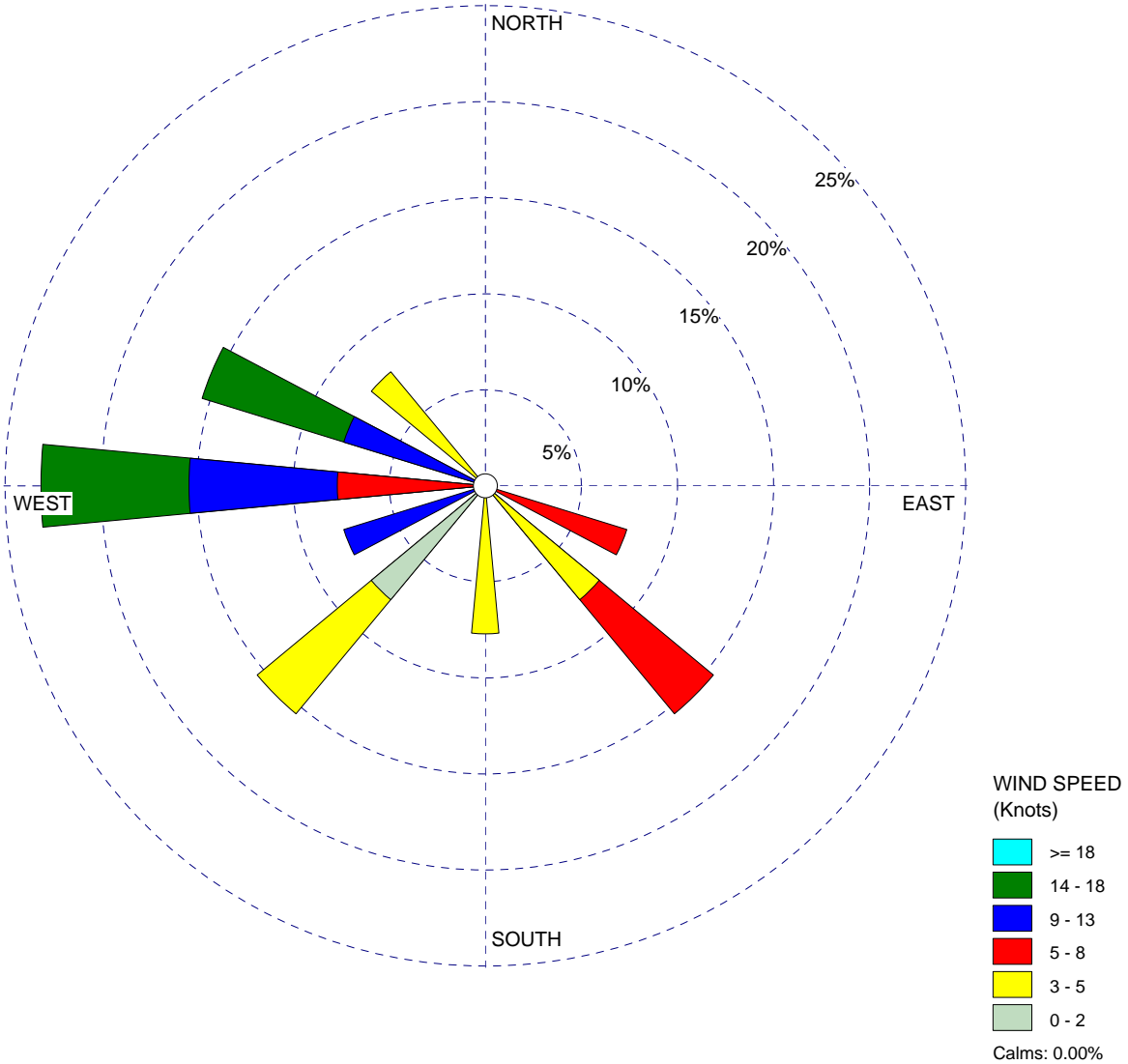
PROJECT NO.:

WIND ROSE PLOT:

**Ascon Landfill Site - IRM Met Station
Huntington Beach, California**

DISPLAY:

**Wind Speed
Direction (blowing from)**



COMMENTS:

29 December 2010
7:00AM to 7:00PM
Ascon Landfill Site
Huntington Beach, CA

DATA PERIOD:

**2010
Dec 29 - Dec 29
07:00 - 19:00**

COMPANY NAME:

Geosyntec Consultants

CALM WINDS:

0.00%

TOTAL COUNT:

13 hrs.

AVG. WIND SPEED:

7.28 Knots

DATE:

5/23/2011

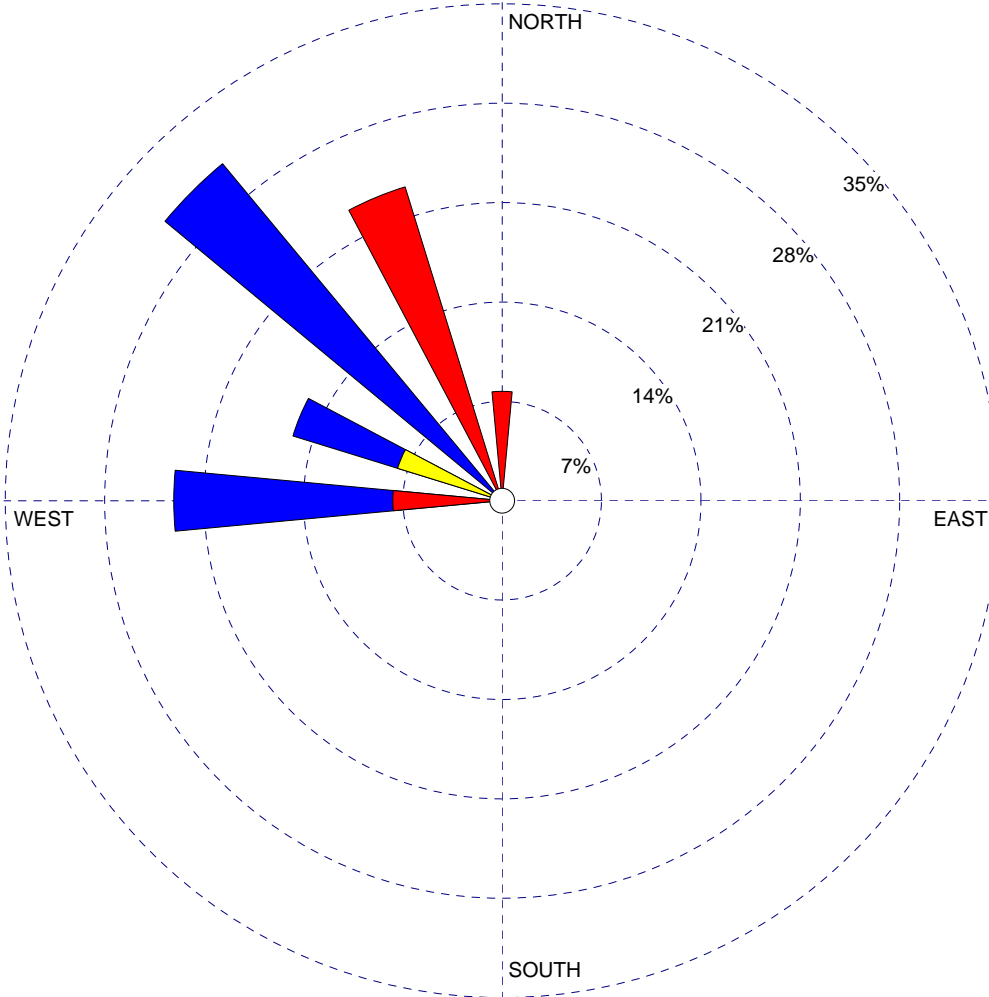
PROJECT NO.:

WIND ROSE PLOT:

**Ascon Landfill Site - IRM Met Station
Huntington Beach, California**

DISPLAY:

**Wind Speed
Direction (blowing from)**



WIND SPEED
(Knots)

- >= 18
- 14 - 18
- 9 - 13
- 5 - 8
- 3 - 5
- 0 - 2

Calms: 0.00%

COMMENTS:

30 December 2010
7:00AM to 7:00PM
Ascon Landfill Site
Huntington Beach, CA

DATA PERIOD:

**2010
Dec 30 - Dec 30
07:00 - 19:00**

COMPANY NAME:

Geosyntec Consultants

CALM WINDS:

0.00%

TOTAL COUNT:

13 hrs.

AVG. WIND SPEED:

7.97 Knots

DATE:

5/23/2011

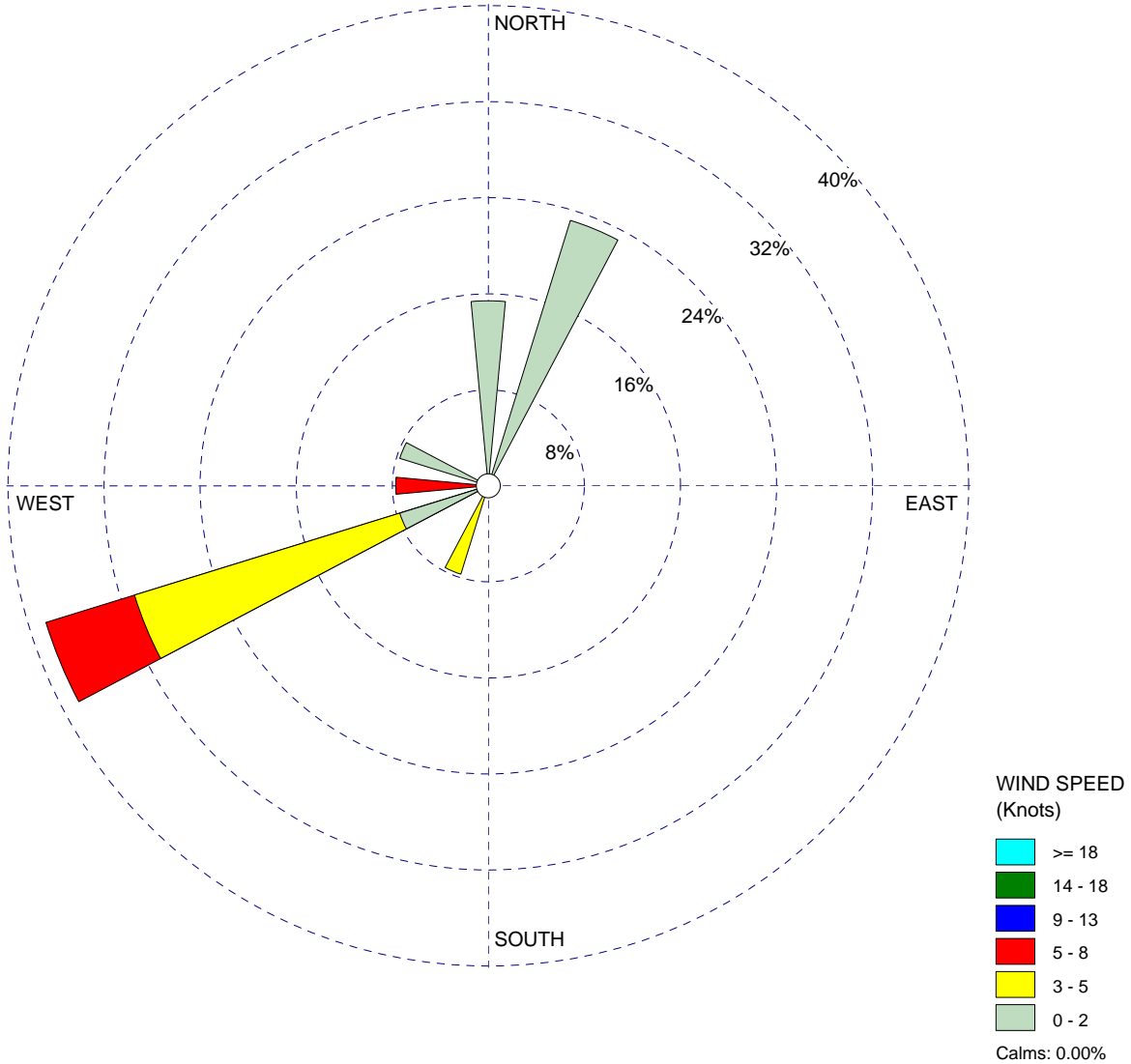
PROJECT NO.:

WIND ROSE PLOT:

**Ascon Landfill Site - IRM Met Station
Huntington Beach, California**

DISPLAY:

**Wind Speed
Direction (blowing from)**



COMMENTS:

31 December 2010
7:00AM to 7:00PM
Ascon Landfill Site
Huntington Beach, CA

DATA PERIOD:

**2010
Dec 31 - Dec 31
07:00 - 19:00**

COMPANY NAME:

Geosyntec Consultants

CALM WINDS:

0.00%

TOTAL COUNT:

13 hrs.

AVG. WIND SPEED:

3.24 Knots

DATE:

5/23/2011

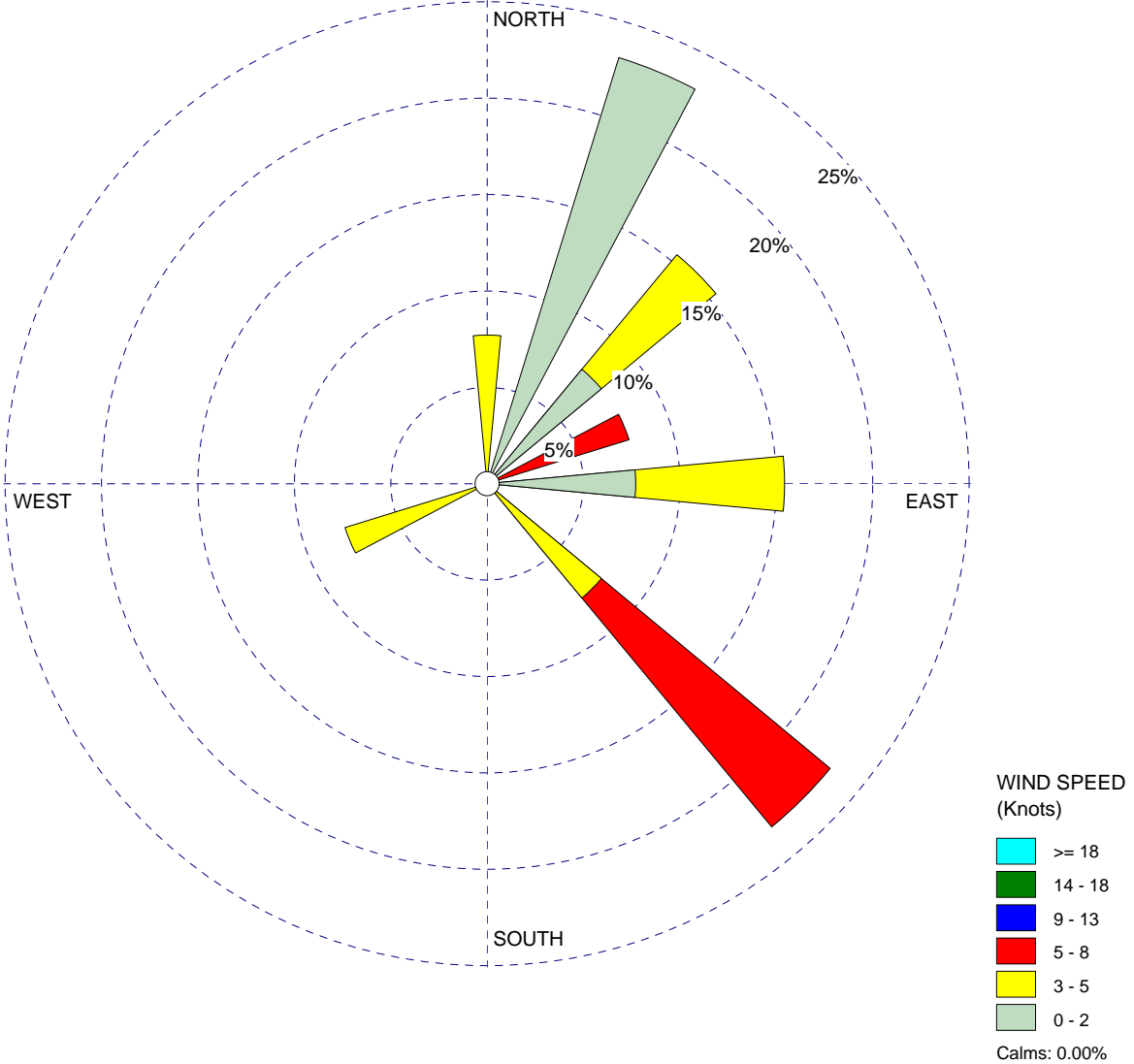
PROJECT NO.:

WIND ROSE PLOT:

**Ascon Landfill Site - IRM Met Station
Huntington Beach, California**

DISPLAY:

**Wind Speed
Direction (blowing from)**



COMMENTS:

3 January 2011
7:00AM to 7:00PM
Ascon Landfill Site
Huntington Beach, CA

DATA PERIOD:

**2011
Jan 3 - Jan 3
07:00 - 19:00**

COMPANY NAME:

Geosyntec Consultants

CALM WINDS:

0.00%

TOTAL COUNT:

13 hrs.

AVG. WIND SPEED:

3.84 Knots

DATE:

5/23/2011

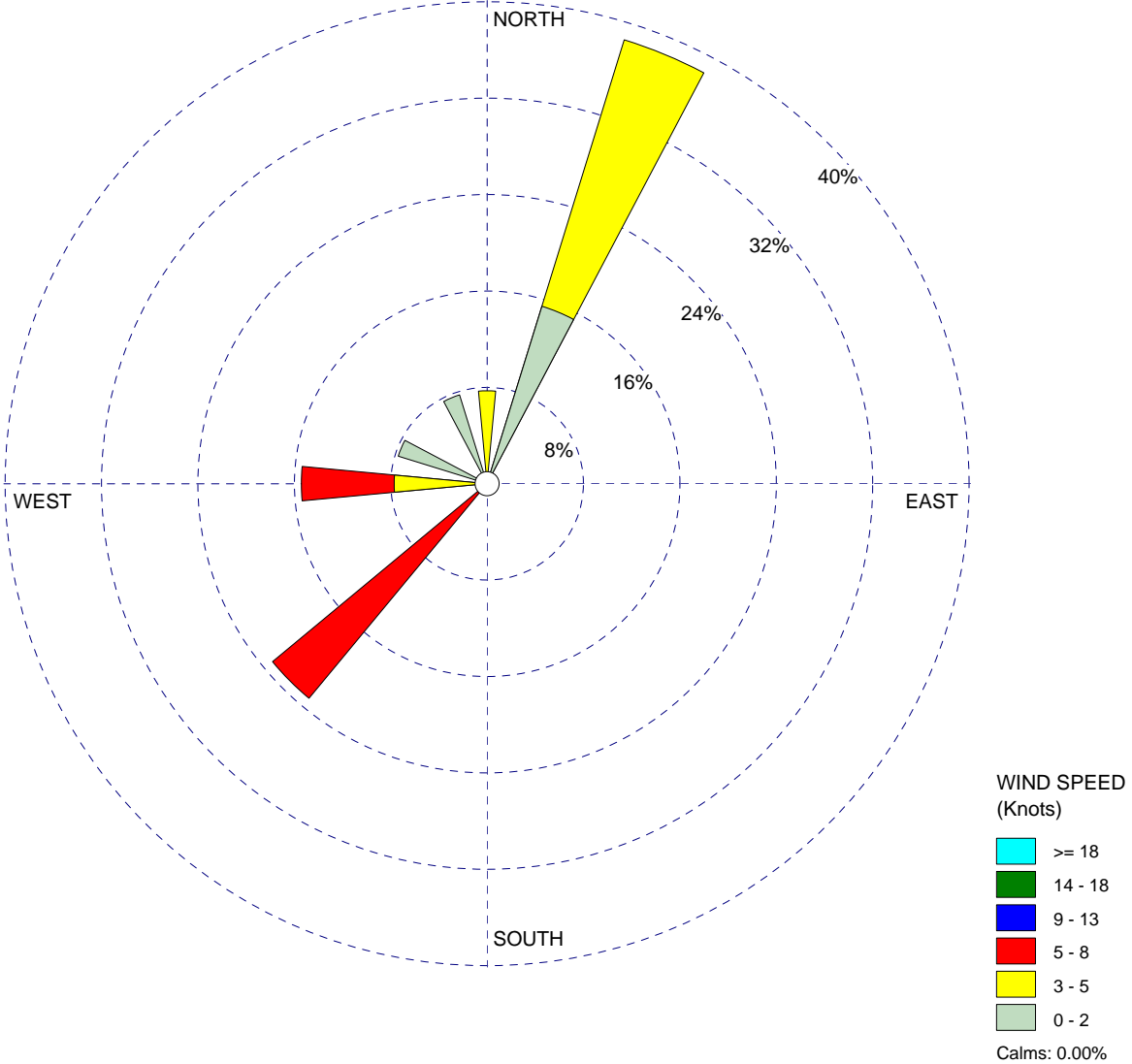
PROJECT NO.:

WIND ROSE PLOT:

**Ascon Landfill Site - IRM Met Station
Huntington Beach, California**

DISPLAY:

**Wind Speed
Direction (blowing from)**



COMMENTS:

4 January 2011
7:00AM to 7:00PM
Ascon Landfill Site
Huntington Beach, CA

DATA PERIOD:

**2011
Jan 4 - Jan 4
07:00 - 19:00**

COMPANY NAME:

Geosyntec Consultants

CALM WINDS:

0.00%

TOTAL COUNT:

13 hrs.

AVG. WIND SPEED:

3.74 Knots

DATE:

5/23/2011

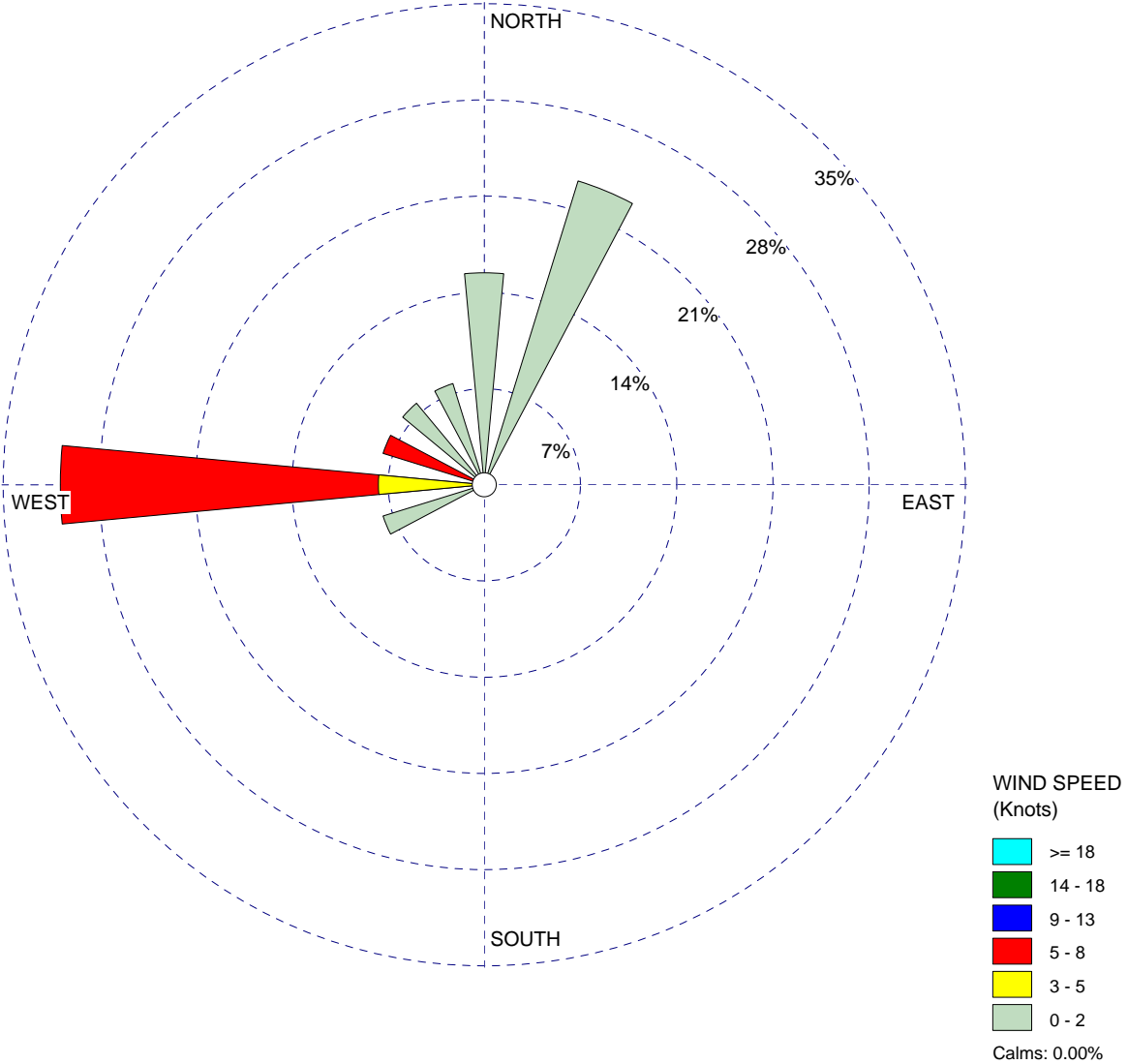
PROJECT NO.:

WIND ROSE PLOT:

**Ascon Landfill Site - IRM Met Station
Huntington Beach, California**

DISPLAY:

**Wind Speed
Direction (blowing from)**



COMMENTS:

5 January 2011
7:00AM to 7:00PM
Ascon Landfill Site
Huntington Beach, CA

DATA PERIOD:

**2011
Jan 5 - Jan 5
07:00 - 19:00**

COMPANY NAME:

Geosyntec Consultants

CALM WINDS:

0.00%

TOTAL COUNT:

13 hrs.

AVG. WIND SPEED:

3.32 Knots

DATE:

5/23/2011

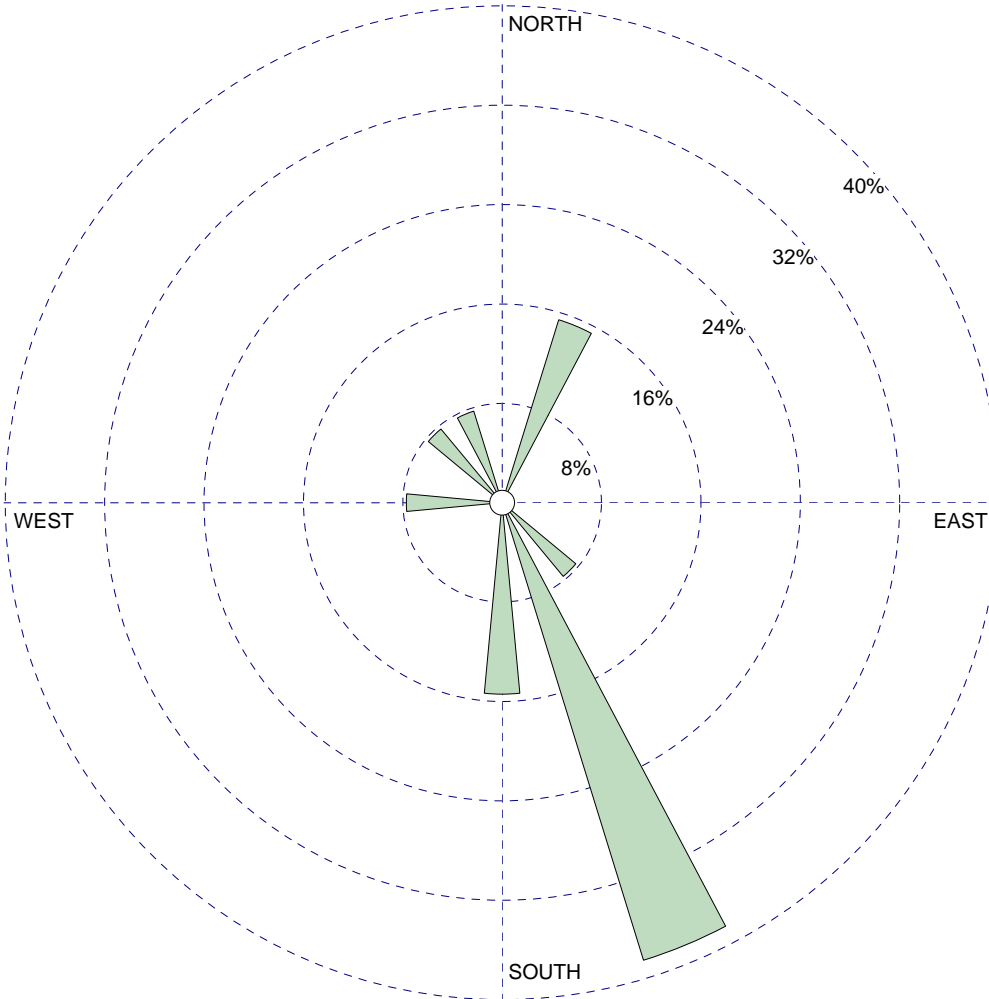
PROJECT NO.:

WIND ROSE PLOT:

**Ascon Landfill Site - IRM Met Station
Huntington Beach, California**

DISPLAY:

**Wind Speed
Direction (blowing from)**



WIND SPEED
(Knots)

- >= 18
- 14 - 18
- 9 - 13
- 5 - 8
- 3 - 5
- 0 - 2

Calms: 0.00%

COMMENTS:

6 January 2011
7:00AM to 7:00PM
Ascon Landfill Site
Huntington Beach, CA

DATA PERIOD:

**2011
Jan 6 - Jan 6
07:00 - 19:00**

COMPANY NAME:

Geosyntec Consultants

CALM WINDS:

0.00%

TOTAL COUNT:

13 hrs.

AVG. WIND SPEED:

1.64 Knots

DATE:

5/23/2011

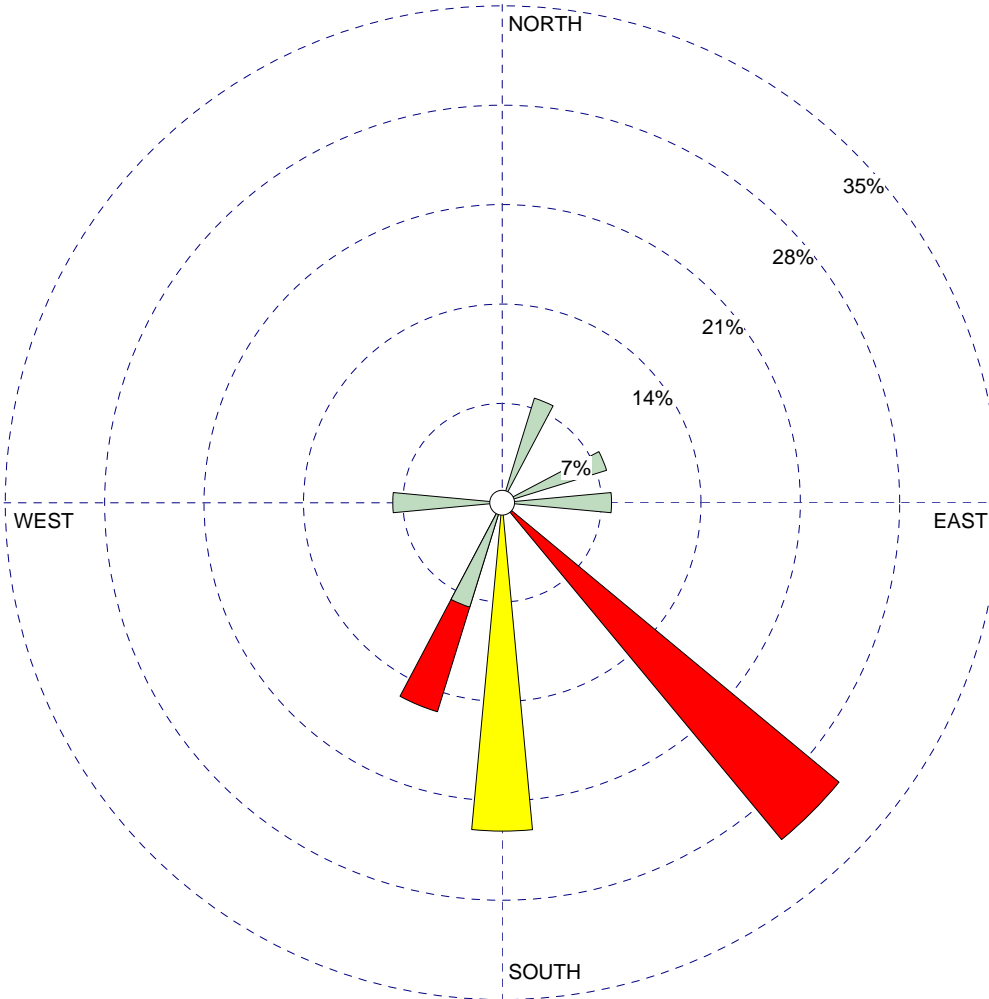
PROJECT NO.:

WIND ROSE PLOT:

**Ascon Landfill Site - IRM Met Station
Huntington Beach, California**

DISPLAY:

**Wind Speed
Direction (blowing from)**



WIND SPEED
(Knots)

- >= 18
- 14 - 18
- 9 - 13
- 5 - 8
- 3 - 5
- 0 - 2

Calms: 0.00%

COMMENTS:

7 January 2011
7:00AM to 7:00PM
Ascon Landfill Site
Huntington Beach, CA

DATA PERIOD:

**2011
Jan 7 - Jan 7
07:00 - 19:00**

COMPANY NAME:

Geosyntec Consultants

CALM WINDS:

0.00%

TOTAL COUNT:

13 hrs.

AVG. WIND SPEED:

4.05 Knots

DATE:

5/23/2011

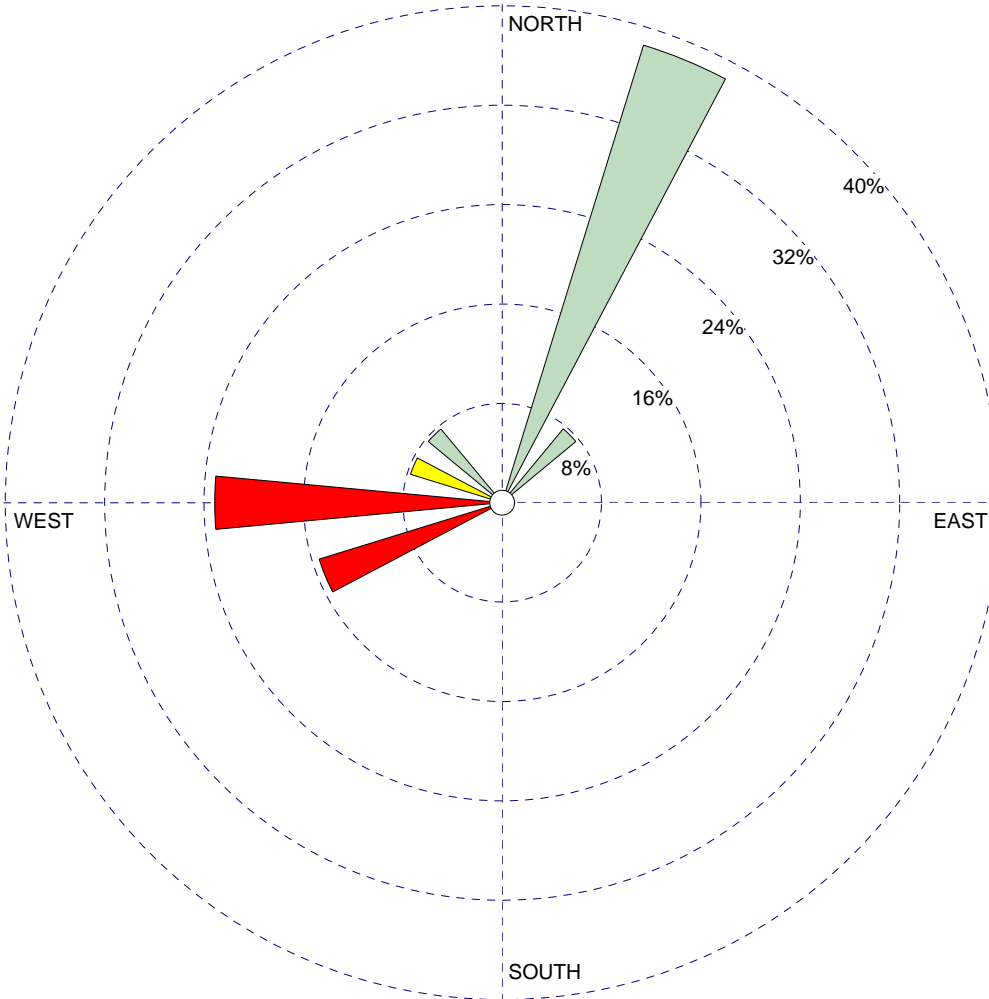
PROJECT NO.:

WIND ROSE PLOT:

**Ascon Landfill Site - IRM Met Station
Huntington Beach, California**

DISPLAY:

**Wind Speed
Direction (blowing from)**



WIND SPEED
(Knots)

- >= 18
- 14 - 18
- 9 - 13
- 5 - 8
- 3 - 5
- 0 - 2

Calms: 0.00%

COMMENTS:

10 January 2011
7:00AM to 7:00PM
Ascon Landfill Site
Huntington Beach, CA

DATA PERIOD:

**2011
Jan 10 - Jan 10
07:00 - 19:00**

COMPANY NAME:

Geosyntec Consultants

CALM WINDS:

0.00%

TOTAL COUNT:

13 hrs.

AVG. WIND SPEED:

4.17 Knots

DATE:

5/23/2011

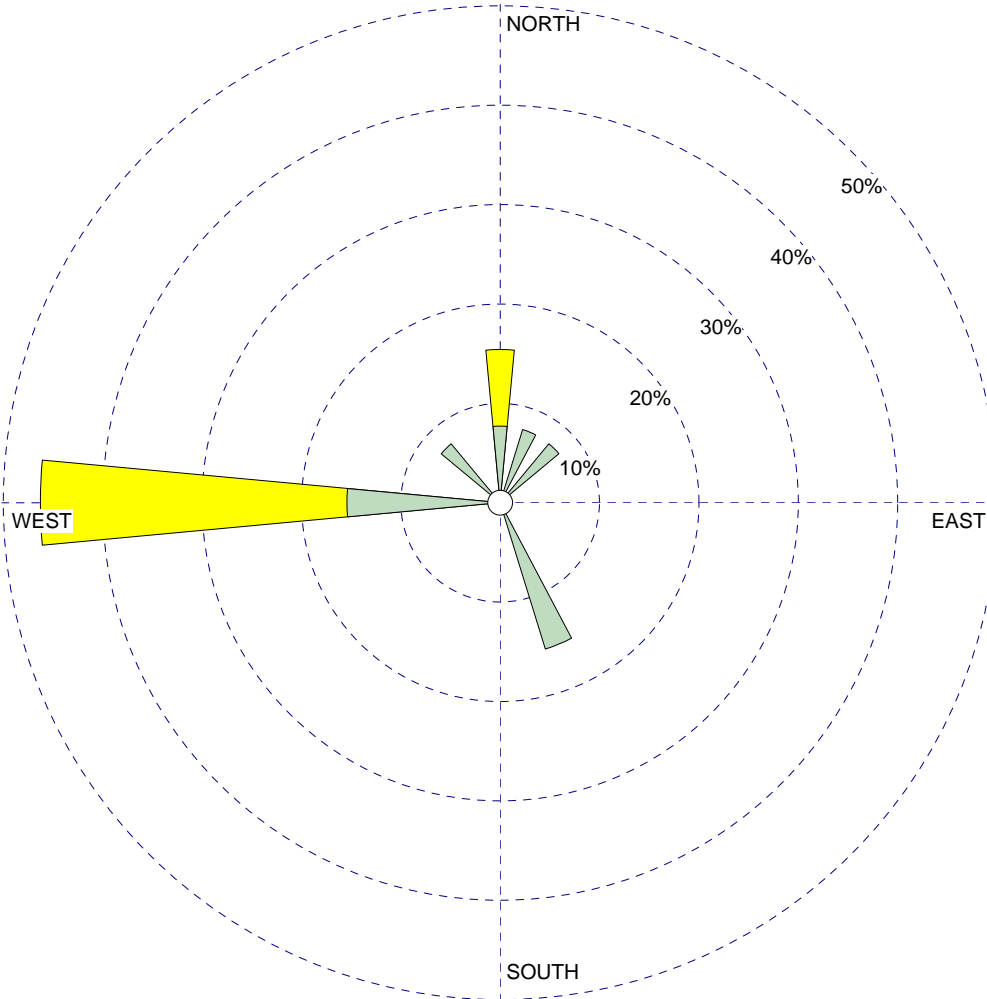
PROJECT NO.:

WIND ROSE PLOT:

**Ascon Landfill Site - IRM Met Station
Huntington Beach, California**

DISPLAY:

**Wind Speed
Direction (blowing from)**



WIND SPEED
(Knots)

- >= 18
- 14 - 18
- 9 - 13
- 5 - 8
- 3 - 5
- 0 - 2

Calms: 0.00%

COMMENTS:

11 January 2011
7:00AM to 7:00PM
Ascon Landfill Site
Huntington Beach, CA

DATA PERIOD:

**2011
Jan 11 - Jan 11
07:00 - 19:00**

COMPANY NAME:

Geosyntec Consultants

CALM WINDS:

0.00%

TOTAL COUNT:

13 hrs.

AVG. WIND SPEED:

2.78 Knots

DATE:

5/23/2011

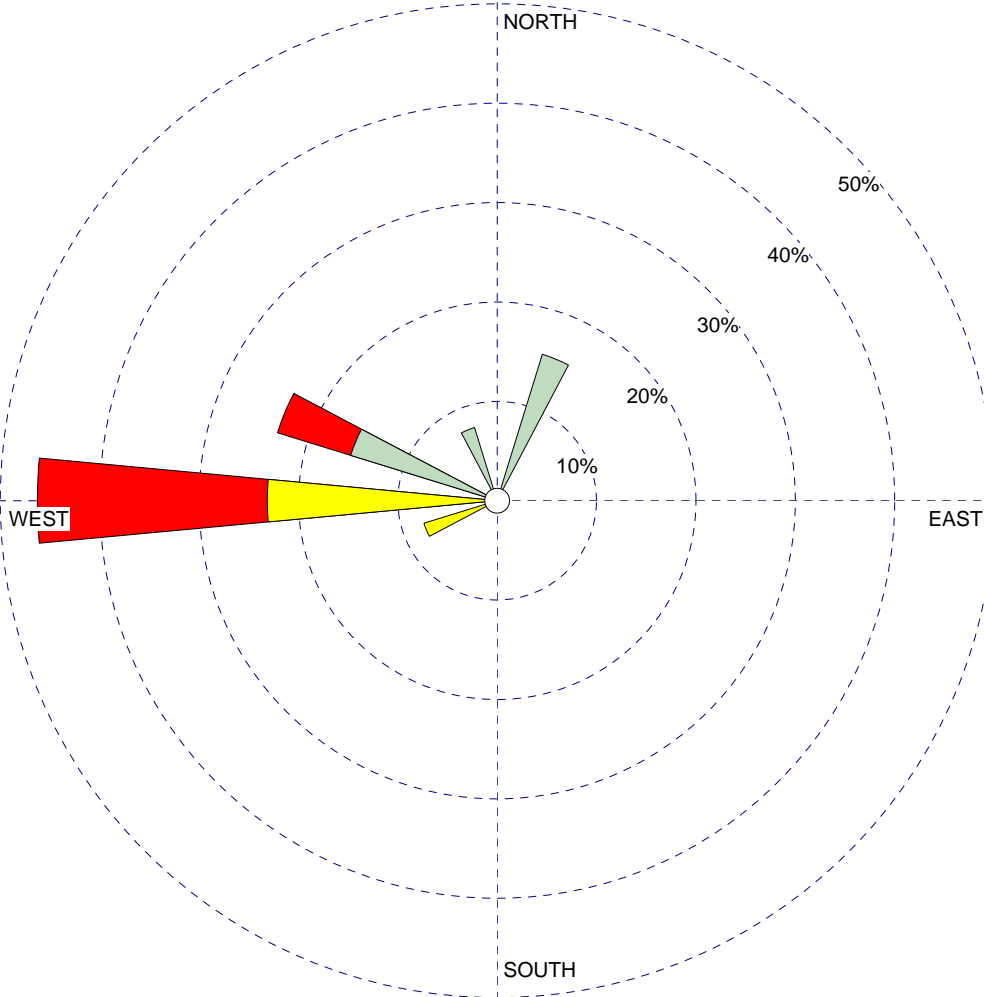
PROJECT NO.:

WIND ROSE PLOT:

**Ascon Landfill Site - IRM Met Station
Huntington Beach, California**

DISPLAY:

**Wind Speed
Direction (blowing from)**



WIND SPEED
(Knots)

- >= 18
- 14 - 18
- 9 - 13
- 5 - 8
- 3 - 5
- 0 - 2

Calms: 0.00%

COMMENTS:

12 January 2011
7:00AM to 7:00PM
Ascon Landfill Site
Huntington Beach, CA

DATA PERIOD:

**2011
Jan 12 - Jan 12
07:00 - 19:00**

COMPANY NAME:

Geosyntec Consultants

CALM WINDS:

0.00%

TOTAL COUNT:

13 hrs.

AVG. WIND SPEED:

3.98 Knots

DATE:

5/23/2011

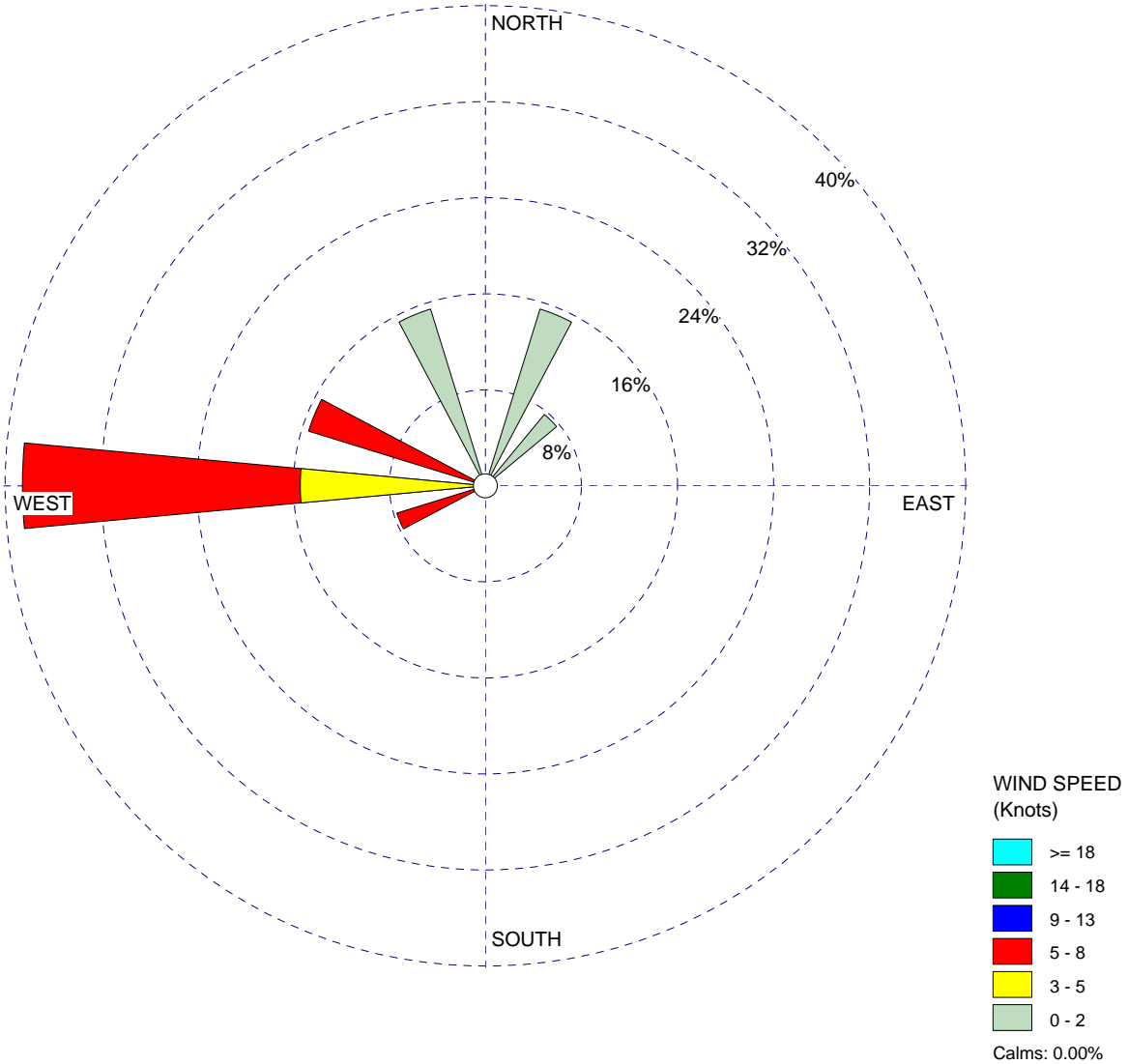
PROJECT NO.:

WIND ROSE PLOT:

**Ascon Landfill Site - IRM Met Station
Huntington Beach, California**

DISPLAY:

**Wind Speed
Direction (blowing from)**



COMMENTS:

13 January 2011
7:00AM to 7:00PM
Ascon Landfill Site
Huntington Beach, CA

DATA PERIOD:

**2011
Jan 13 - Jan 13
07:00 - 19:00**

COMPANY NAME:

Geosyntec Consultants

CALM WINDS:

0.00%

TOTAL COUNT:

13 hrs.

AVG. WIND SPEED:

4.25 Knots

DATE:

5/23/2011

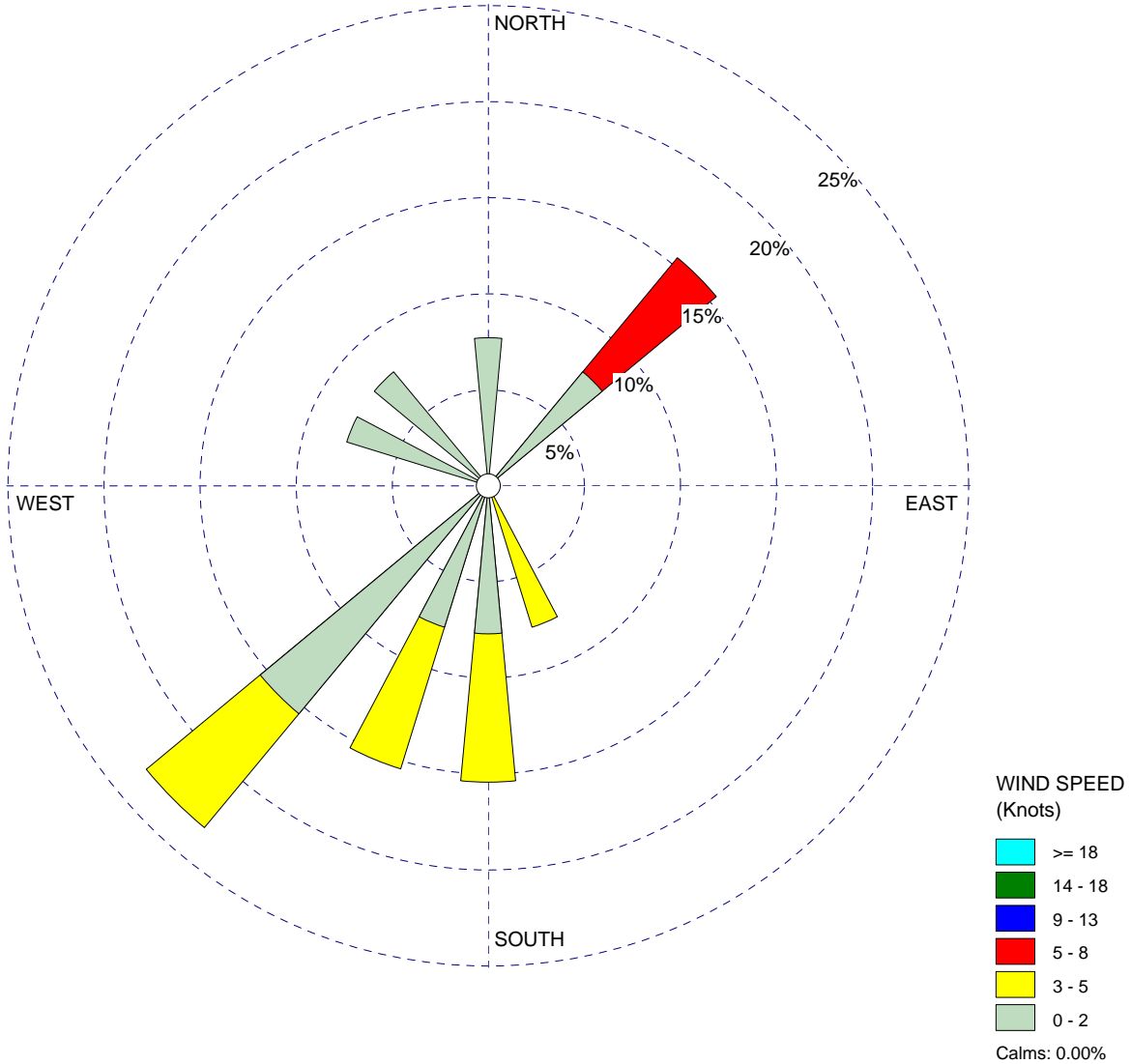
PROJECT NO.:

WIND ROSE PLOT:

**Ascon Landfill Site - IRM Met Station
Huntington Beach, California**

DISPLAY:

**Wind Speed
Direction (blowing from)**



COMMENTS:

14 January 2011
7:00AM to 7:00PM
Ascon Landfill Site
Huntington Beach, CA

DATA PERIOD:

**2011
Jan 14 - Jan 14
07:00 - 19:00**

COMPANY NAME:

Geosyntec Consultants

CALM WINDS:

0.00%

TOTAL COUNT:

13 hrs.

AVG. WIND SPEED:

3.04 Knots

DATE:

5/23/2011

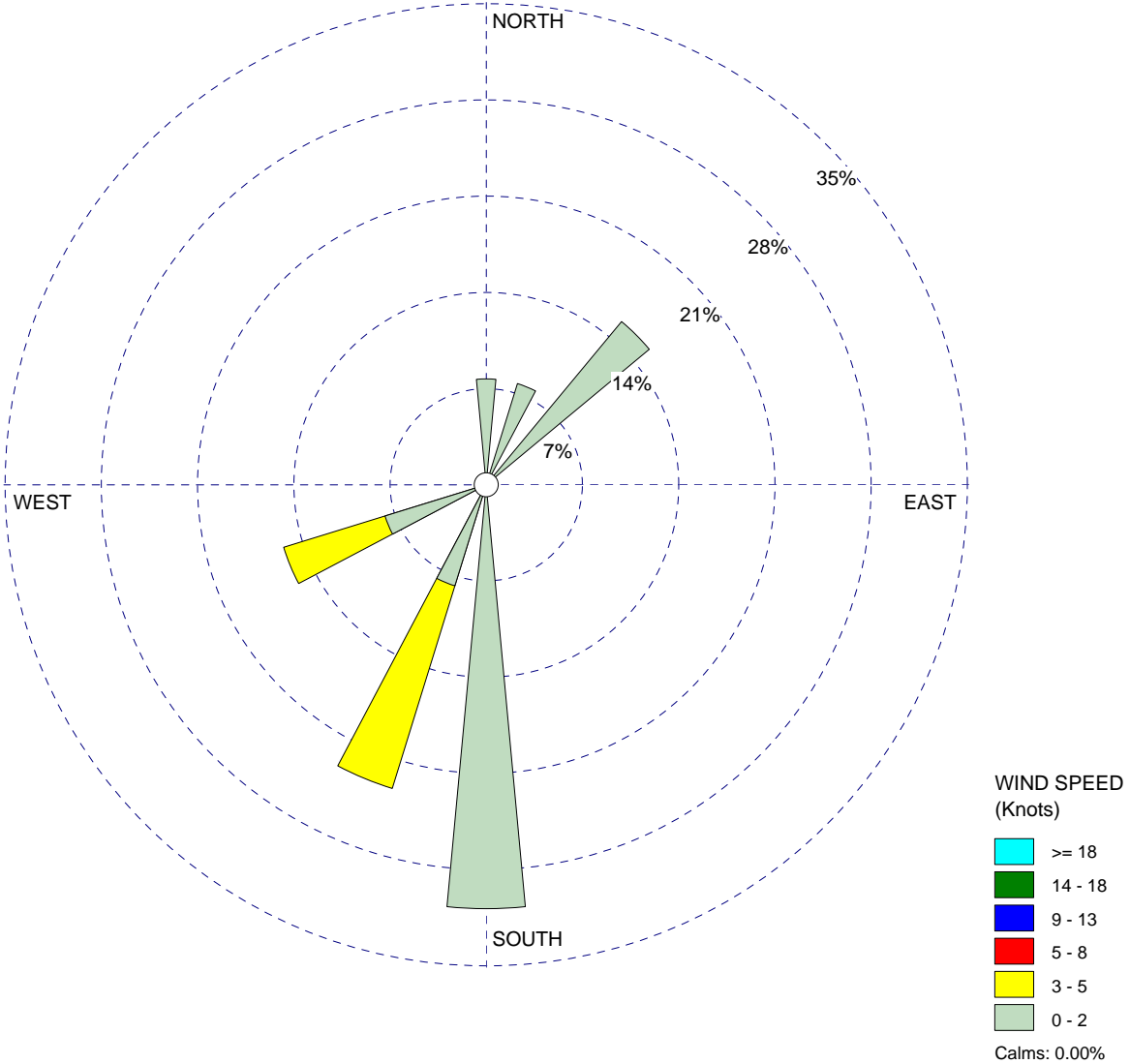
PROJECT NO.:

WIND ROSE PLOT:

**Ascon Landfill Site - IRM Met Station
Huntington Beach, California**

DISPLAY:

**Wind Speed
Direction (blowing from)**



COMMENTS:

17 January 2011
7:00AM to 7:00PM
Ascon Landfill Site
Huntington Beach, CA

DATA PERIOD:

**2011
Jan 17 - Jan 17
07:00 - 19:00**

COMPANY NAME:

Geosyntec Consultants

CALM WINDS:

0.00%

TOTAL COUNT:

13 hrs.

AVG. WIND SPEED:

2.44 Knots

DATE:

5/23/2011

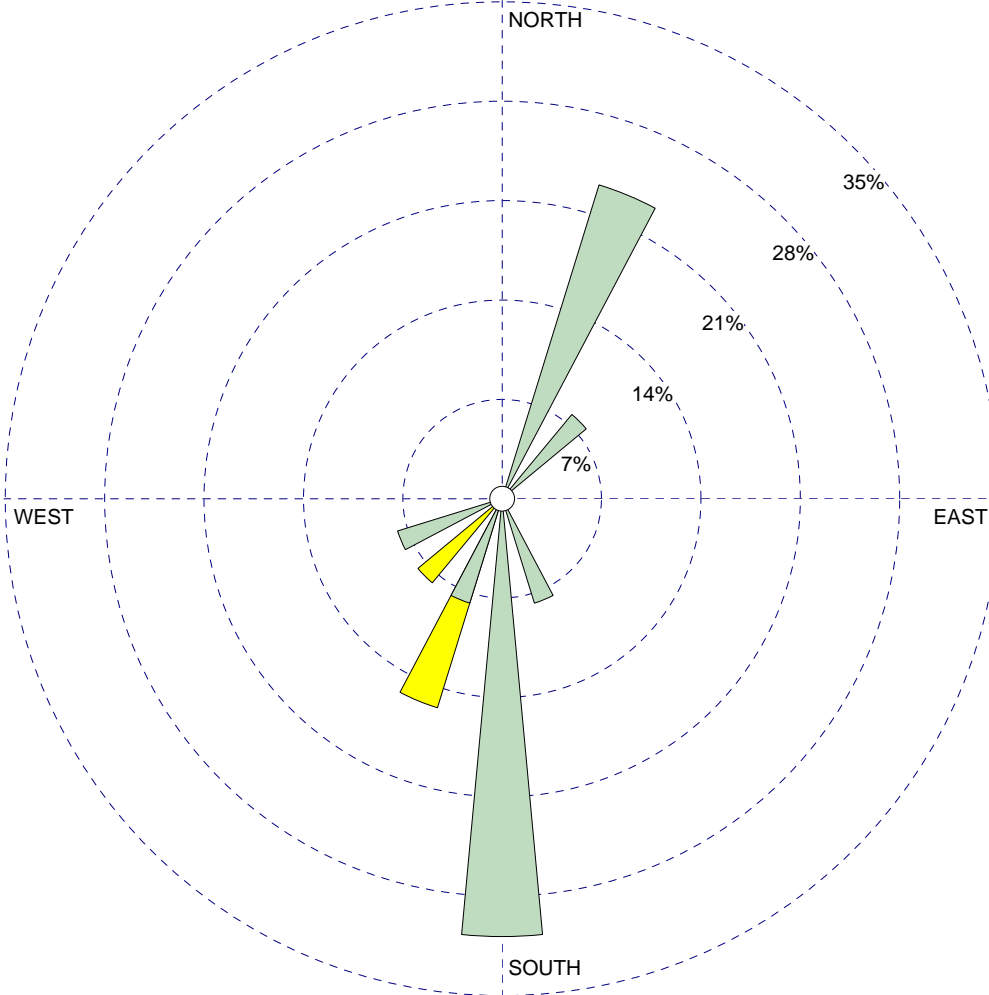
PROJECT NO.:

WIND ROSE PLOT:

**Ascon Landfill Site - IRM Met Station
Huntington Beach, California**

DISPLAY:

**Wind Speed
Direction (blowing from)**



WIND SPEED
(Knots)

- >= 18
- 14 - 18
- 9 - 13
- 5 - 8
- 3 - 5
- 0 - 2

Calms: 0.00%

COMMENTS:

18 January 2011
7:00AM to 7:00PM
Ascon Landfill Site
Huntington Beach, CA

DATA PERIOD:

**2011
Jan 18 - Jan 18
07:00 - 19:00**

COMPANY NAME:

Geosyntec Consultants

CALM WINDS:

0.00%

TOTAL COUNT:

13 hrs.

AVG. WIND SPEED:

2.48 Knots

DATE:

5/23/2011

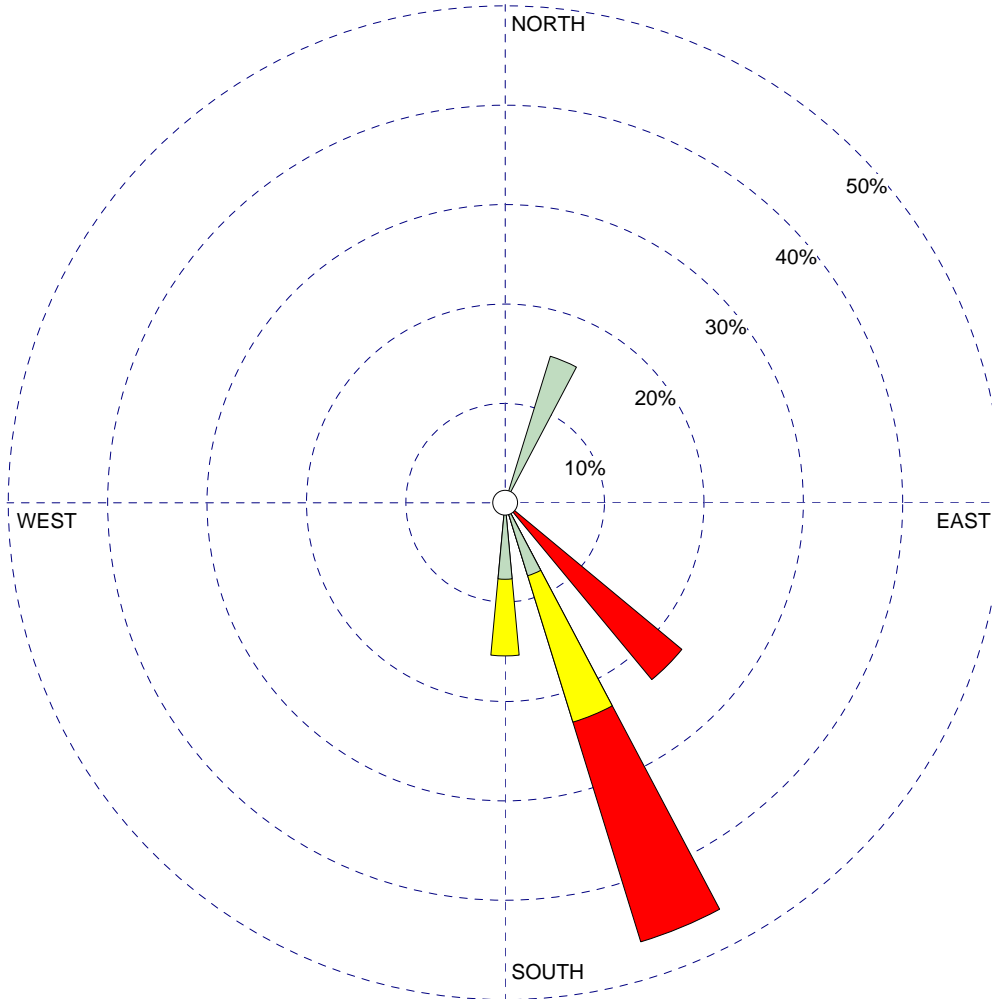
PROJECT NO.:

WIND ROSE PLOT:

**Ascon Landfill Site - IRM Met Station
Huntington Beach, California**

DISPLAY:

**Wind Speed
Direction (blowing from)**



WIND SPEED
(Knots)

- >= 18
- 14 - 18
- 9 - 13
- 5 - 8
- 3 - 5
- 0 - 2

Calms: 0.00%

COMMENTS:

19 January 2011
7:00AM to 7:00PM
Ascon Landfill Site
Huntington Beach, CA

DATA PERIOD:

**2011
Jan 19 - Jan 19
07:00 - 19:00**

COMPANY NAME:

Geosyntec Consultants

CALM WINDS:

0.00%

TOTAL COUNT:

13 hrs.

AVG. WIND SPEED:

4.28 Knots

DATE:

5/23/2011

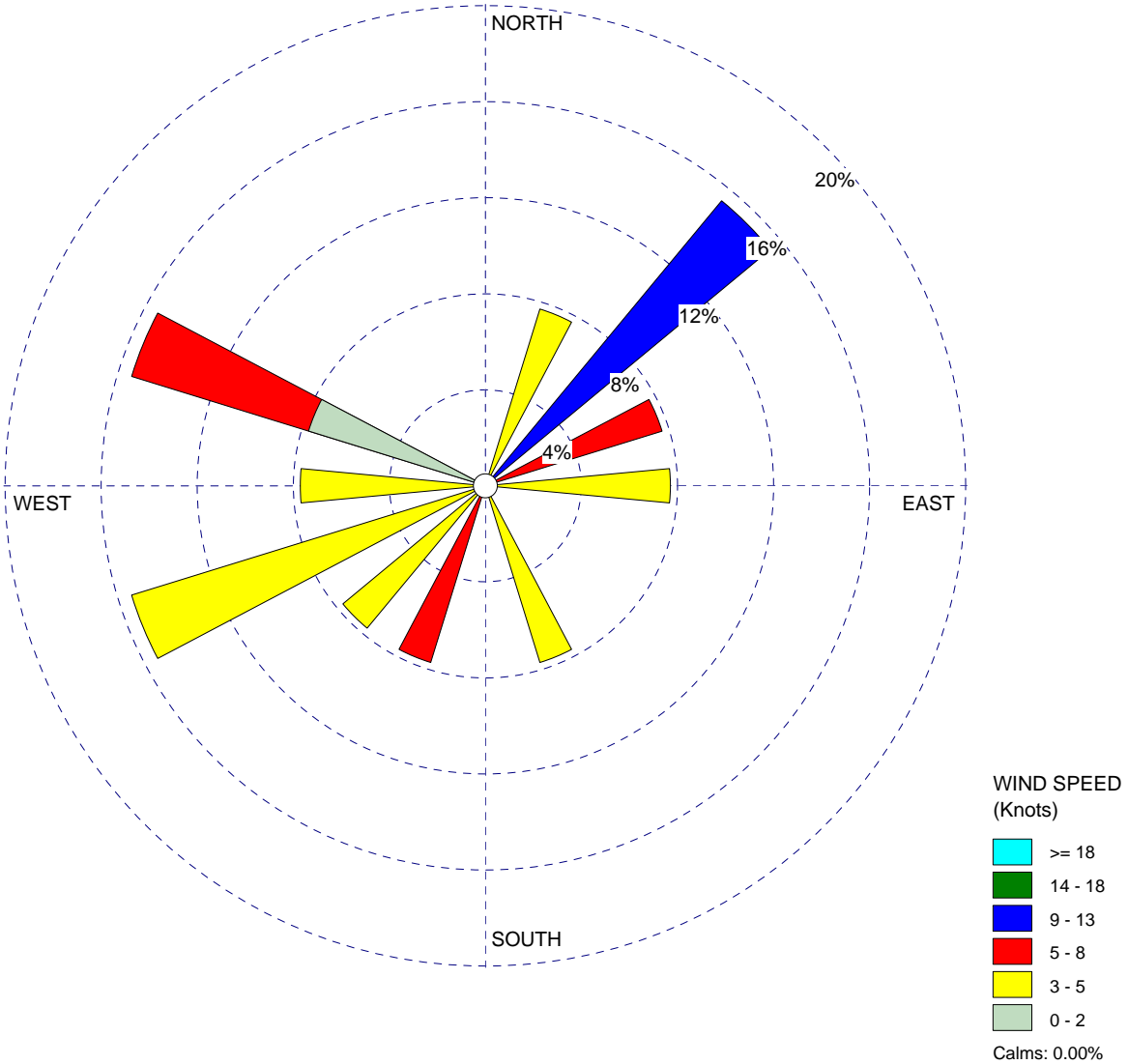
PROJECT NO.:

WIND ROSE PLOT:

**Ascon Landfill Site - IRM Met Station
Huntington Beach, California**

DISPLAY:

**Wind Speed
Direction (blowing from)**



COMMENTS:

20 January 2011
7:00AM to 7:00PM
Ascon Landfill Site
Huntington Beach, CA

DATA PERIOD:

**2011
Jan 20 - Jan 20
07:00 - 19:00**

COMPANY NAME:

Geosyntec Consultants

CALM WINDS:

0.00%

TOTAL COUNT:

13 hrs.

AVG. WIND SPEED:

5.20 Knots

DATE:

5/23/2011

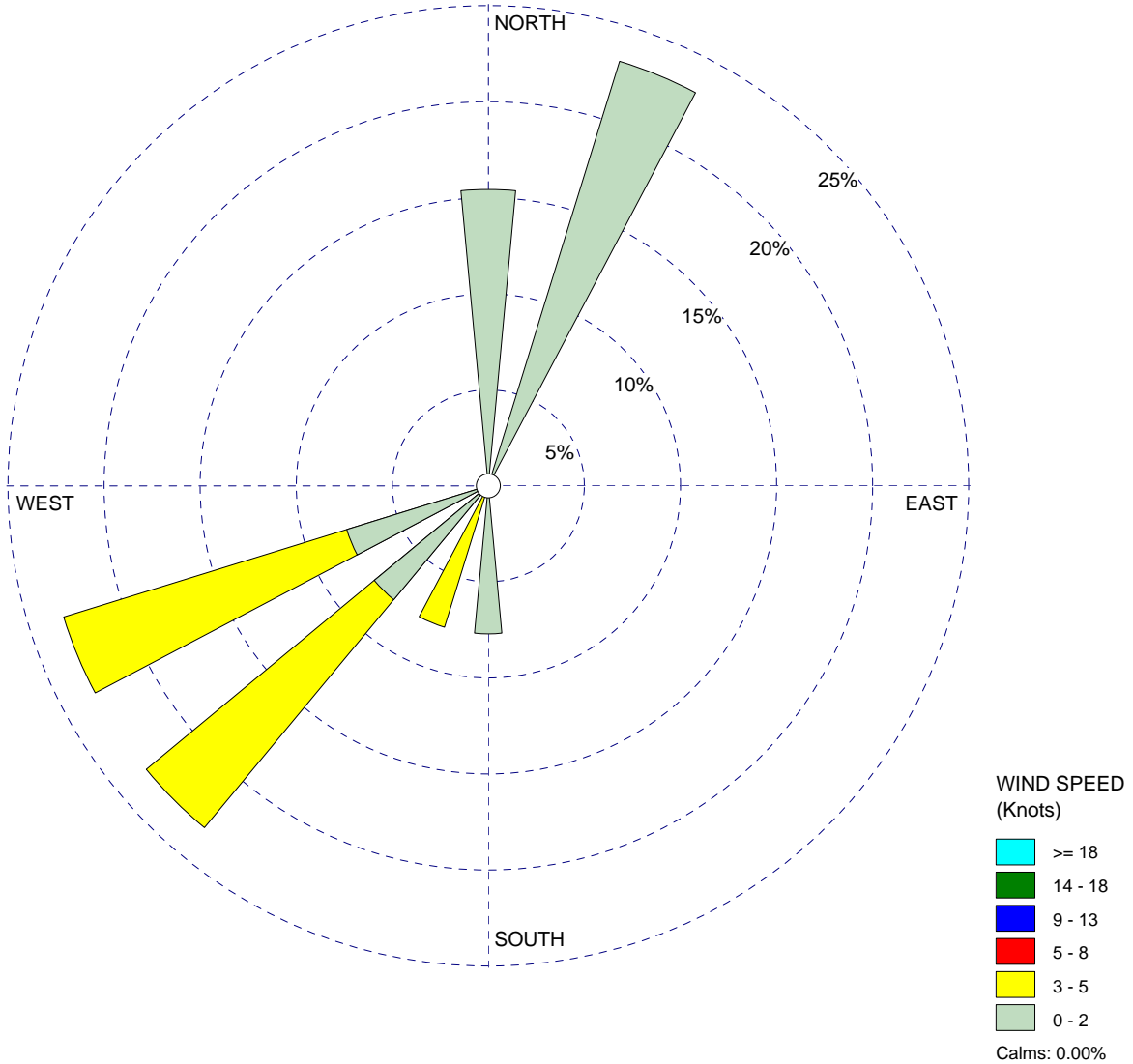
PROJECT NO.:

WIND ROSE PLOT:

**Ascon Landfill Site - IRM Met Station
Huntington Beach, California**

DISPLAY:

**Wind Speed
Direction (blowing from)**



COMMENTS:

21 January 2011
7:00AM to 7:00PM
Ascon Landfill Site
Huntington Beach, CA

DATA PERIOD:

**2011
Jan 21 - Jan 21
07:00 - 19:00**

COMPANY NAME:

Geosyntec Consultants

CALM WINDS:

0.00%

TOTAL COUNT:

13 hrs.

AVG. WIND SPEED:

3.08 Knots

DATE:

5/23/2011

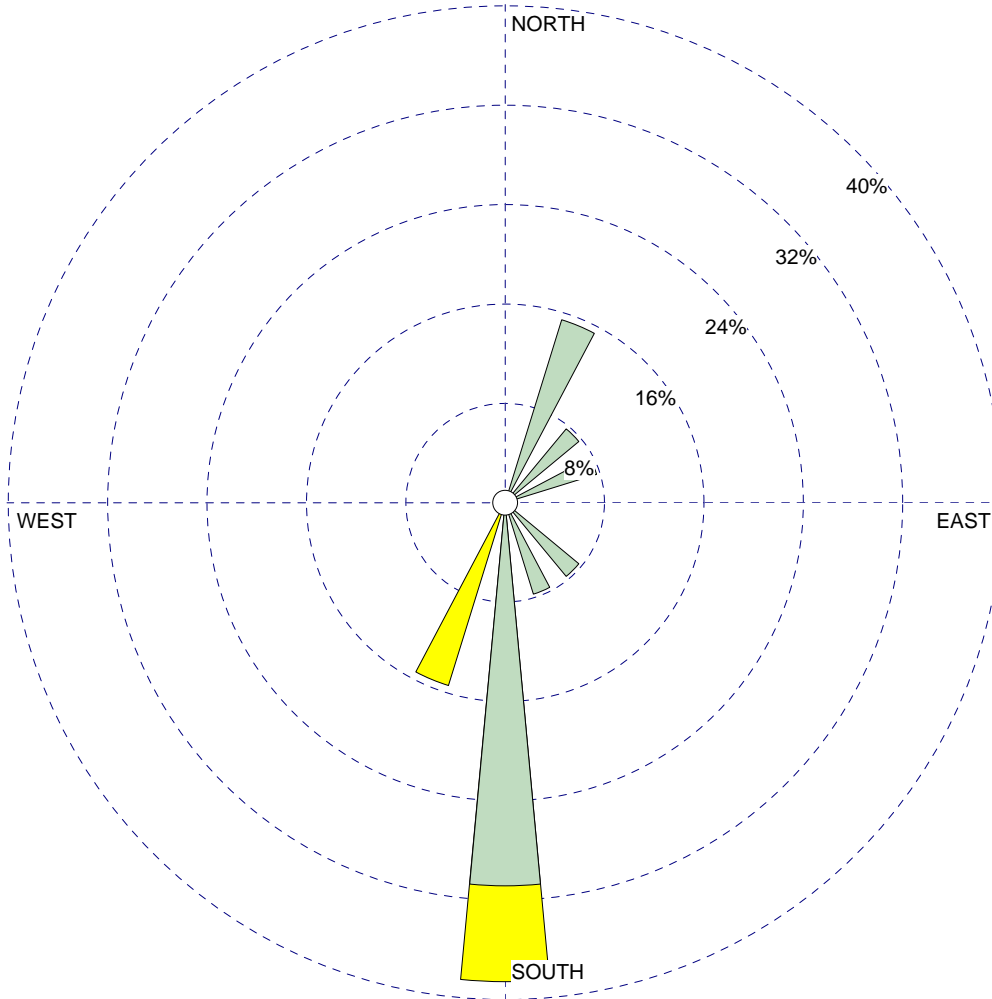
PROJECT NO.:

WIND ROSE PLOT:

**Ascon Landfill Site - IRM Met Station
Huntington Beach, California**

DISPLAY:

**Wind Speed
Direction (blowing from)**



WIND SPEED
(Knots)

- >= 18
- 14 - 18
- 9 - 13
- 5 - 8
- 3 - 5
- 0 - 2

Calms: 0.00%

COMMENTS:

24 January 2011
7:00AM to 7:00PM
Ascon Landfill Site
Huntington Beach, CA

DATA PERIOD:

**2011
Jan 24 - Jan 24
07:00 - 19:00**

COMPANY NAME:

Geosyntec Consultants

CALM WINDS:

0.00%

TOTAL COUNT:

13 hrs.

AVG. WIND SPEED:

2.51 Knots

DATE:

5/23/2011

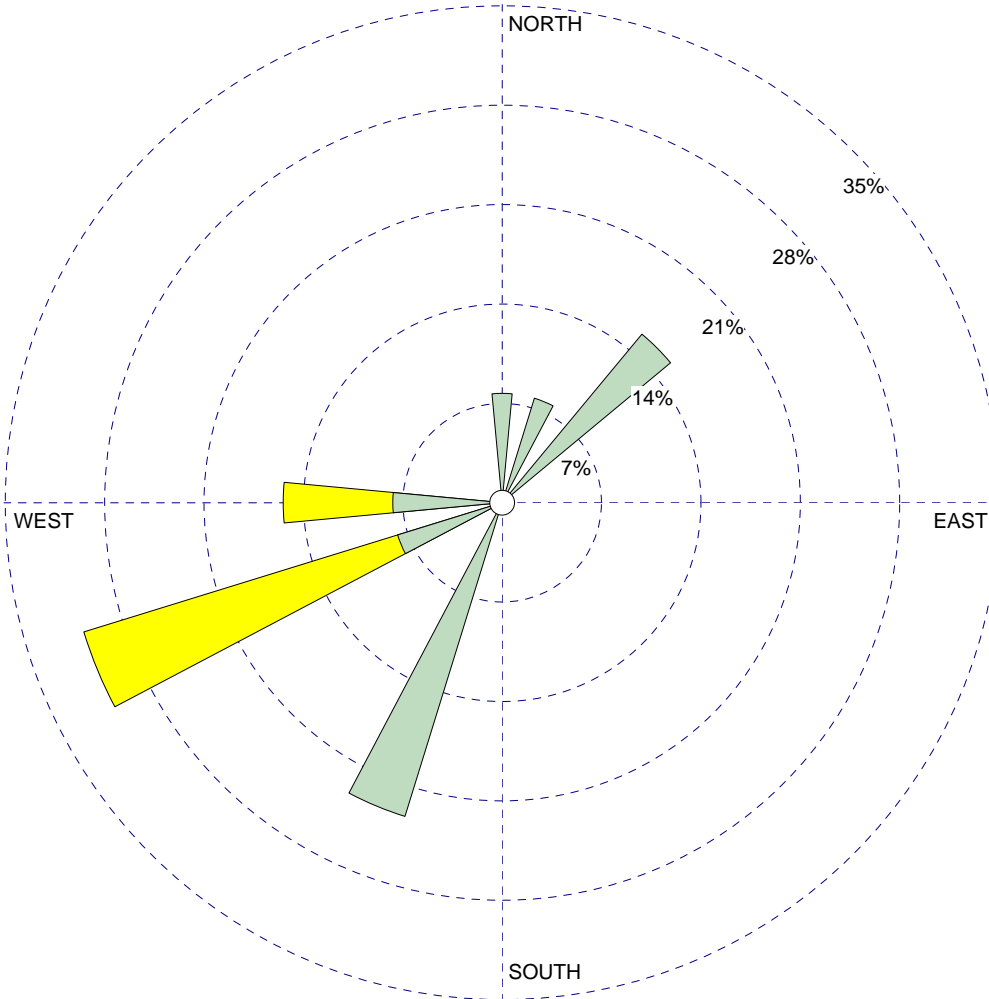
PROJECT NO.:

WIND ROSE PLOT:

**Ascon Landfill Site - IRM Met Station
Huntington Beach, California**

DISPLAY:

**Wind Speed
Direction (blowing from)**



WIND SPEED
(Knots)

- >= 18
- 14 - 18
- 9 - 13
- 5 - 8
- 3 - 5
- 0 - 2

Calms: 0.00%

COMMENTS:

25 January 2011
7:00AM to 7:00PM
Ascon Landfill Site
Huntington Beach, CA

DATA PERIOD:

**2011
Jan 25 - Jan 25
07:00 - 19:00**

COMPANY NAME:

Geosyntec Consultants

CALM WINDS:

0.00%

TOTAL COUNT:

13 hrs.

AVG. WIND SPEED:

2.77 Knots

DATE:

5/23/2011

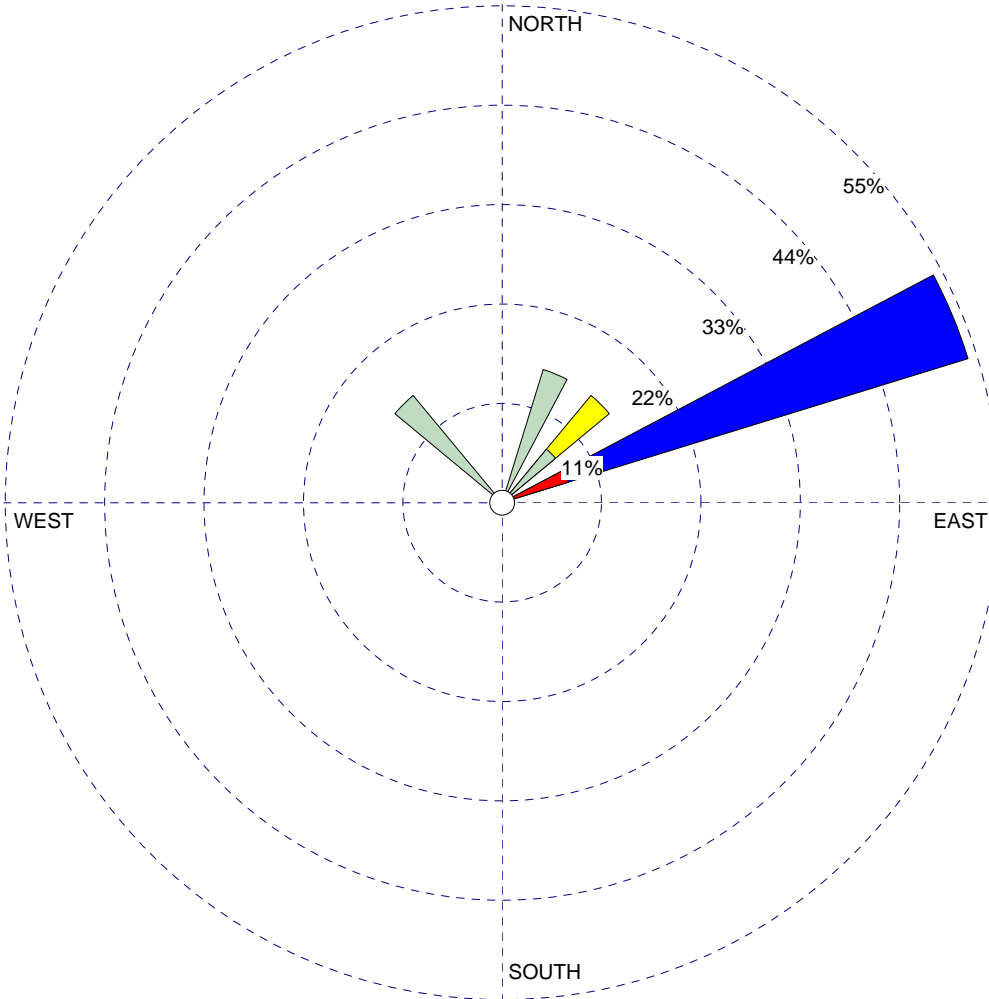
PROJECT NO.:

WIND ROSE PLOT:

**Ascon Landfill Site - IRM Met Station
Huntington Beach, California**

DISPLAY:

**Wind Speed
Direction (blowing from)**



WIND SPEED
(Knots)

- >= 18
- 14 - 18
- 9 - 13
- 5 - 8
- 3 - 5
- 0 - 2

Calms: 0.00%

COMMENTS:

26 January 2011
7:00AM to 7:00PM
Ascon Landfill Site
Huntington Beach, CA

DATA PERIOD:

**2011
Jan 26 - Jan 26
07:00 - 19:00**

COMPANY NAME:

Geosyntec Consultants

CALM WINDS:

0.00%

TOTAL COUNT:

13 hrs.

AVG. WIND SPEED:

6.82 Knots

DATE:

5/23/2011

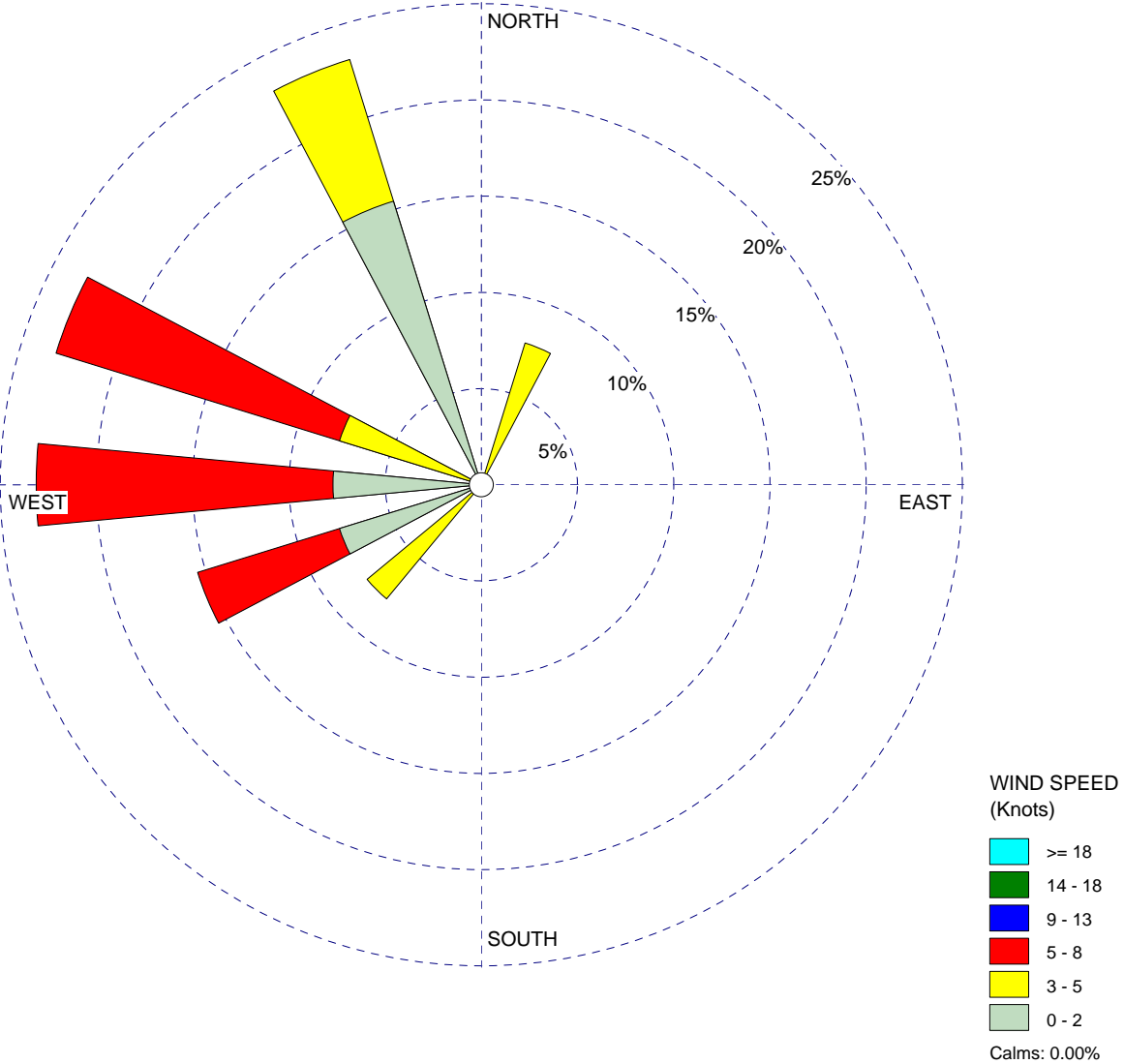
PROJECT NO.:

WIND ROSE PLOT:

**Ascon Landfill Site - IRM Met Station
Huntington Beach, California**

DISPLAY:

**Wind Speed
Direction (blowing from)**



COMMENTS:

27 January 2011
7:00AM to 7:00PM
Ascon Landfill Site
Huntington Beach, CA

DATA PERIOD:

**2011
Jan 27 - Jan 27
07:00 - 19:00**

COMPANY NAME:

Geosyntec Consultants

CALM WINDS:

0.00%

TOTAL COUNT:

13 hrs.

AVG. WIND SPEED:

4.20 Knots

DATE:

5/23/2011

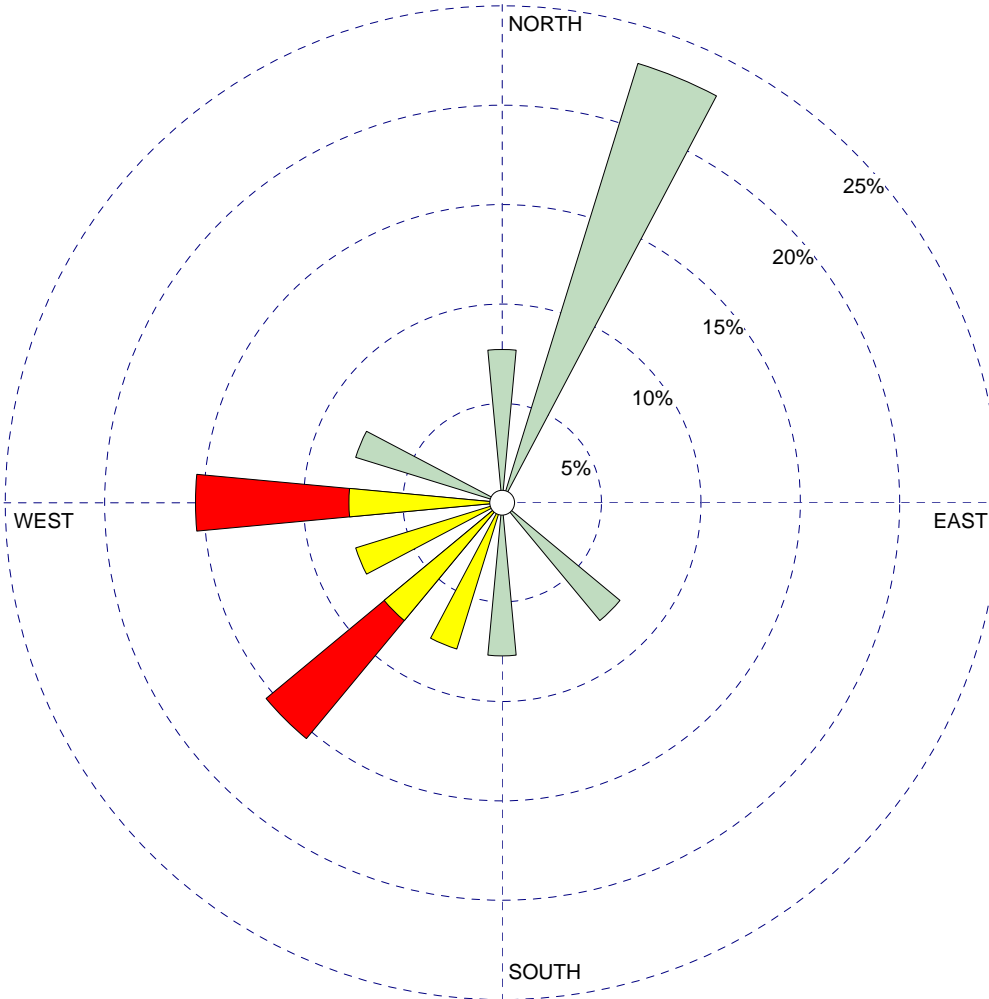
PROJECT NO.:

WIND ROSE PLOT:

**Ascon Landfill Site - IRM Met Station
Huntington Beach, California**

DISPLAY:

**Wind Speed
Direction (blowing from)**



WIND SPEED
(Knots)

- >= 18
- 14 - 18
- 9 - 13
- 5 - 8
- 3 - 5
- 0 - 2

Calms: 0.00%

COMMENTS:

28 January 2011
7:00AM to 7:00PM
Ascon Landfill Site
Huntington Beach, CA

DATA PERIOD:

**2011
Jan 28 - Jan 28
07:00 - 19:00**

COMPANY NAME:

Geosyntec Consultants

CALM WINDS:

0.00%

TOTAL COUNT:

13 hrs.

AVG. WIND SPEED:

3.04 Knots

DATE:

5/23/2011

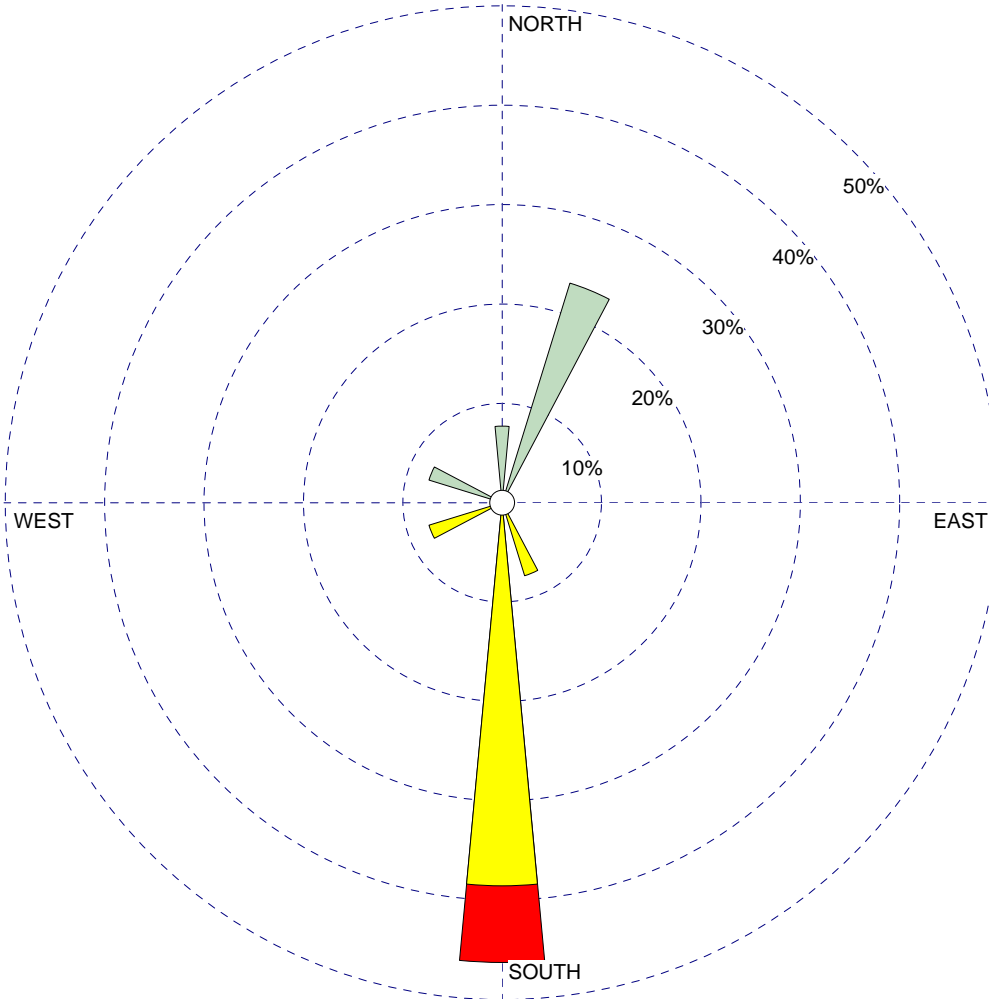
PROJECT NO.:

WIND ROSE PLOT:

**Ascon Landfill Site - IRM Met Station
Huntington Beach, California**

DISPLAY:

**Wind Speed
Direction (blowing from)**



WIND SPEED
(Knots)

- >= 18
- 14 - 18
- 9 - 13
- 5 - 8
- 3 - 5
- 0 - 2

Calms: 0.00%

COMMENTS:

31 January 2011
7:00AM to 7:00PM
Ascon Landfill Site
Huntington Beach, CA

DATA PERIOD:

**2011
Jan 31 - Jan 31
07:00 - 19:00**

COMPANY NAME:

Geosyntec Consultants

CALM WINDS:

0.00%

TOTAL COUNT:

13 hrs.

AVG. WIND SPEED:

3.38 Knots

DATE:

5/23/2011

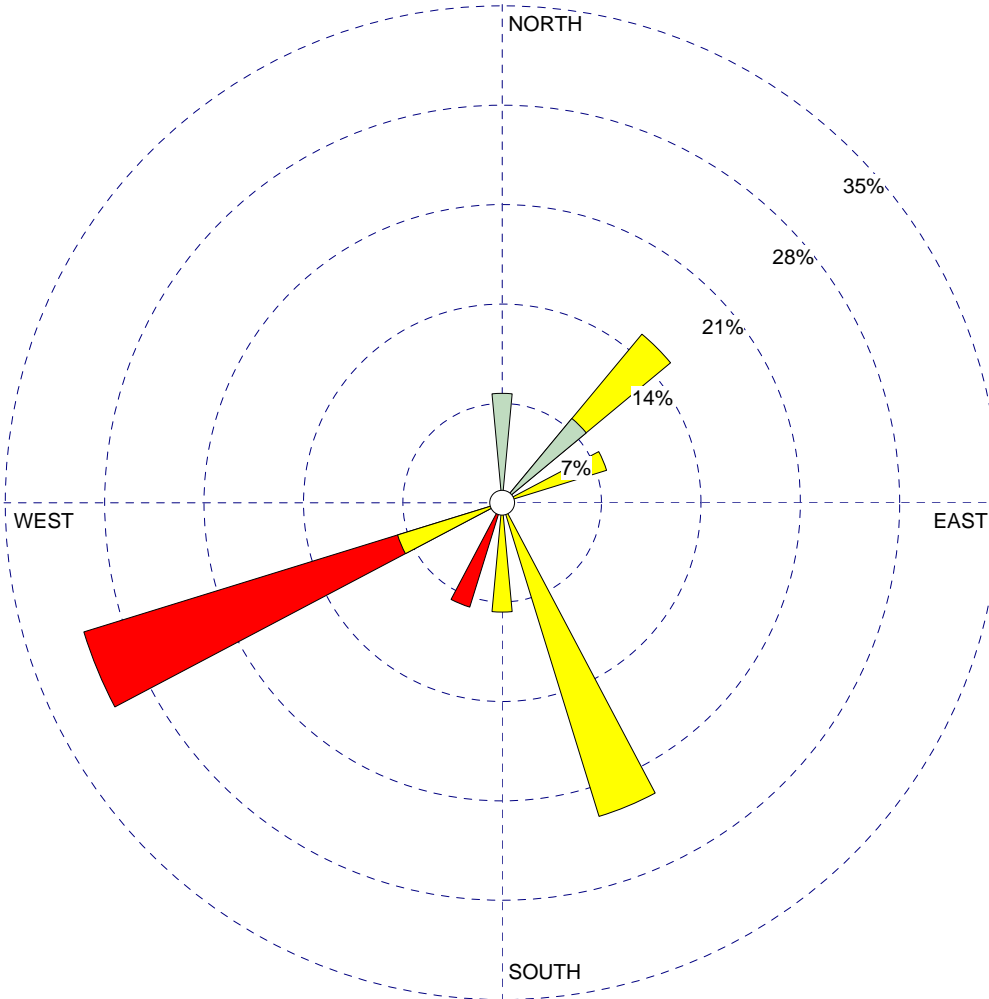
PROJECT NO.:

WIND ROSE PLOT:

**Ascon Landfill Site - IRM Met Station
Huntington Beach, California**

DISPLAY:

**Wind Speed
Direction (blowing from)**



WIND SPEED
(Knots)

- >= 18
- 14 - 18
- 9 - 13
- 5 - 8
- 3 - 5
- 0 - 2

Calms: 0.00%

COMMENTS:

1 February 2011
7:00AM to 7:00PM
Ascon Landfill Site
Huntington Beach, CA

DATA PERIOD:

**2011
Feb 1 - Feb 1
07:00 - 19:00**

COMPANY NAME:

Geosyntec Consultants

CALM WINDS:

0.00%

TOTAL COUNT:

13 hrs.

AVG. WIND SPEED:

4.28 Knots

DATE:

5/23/2011

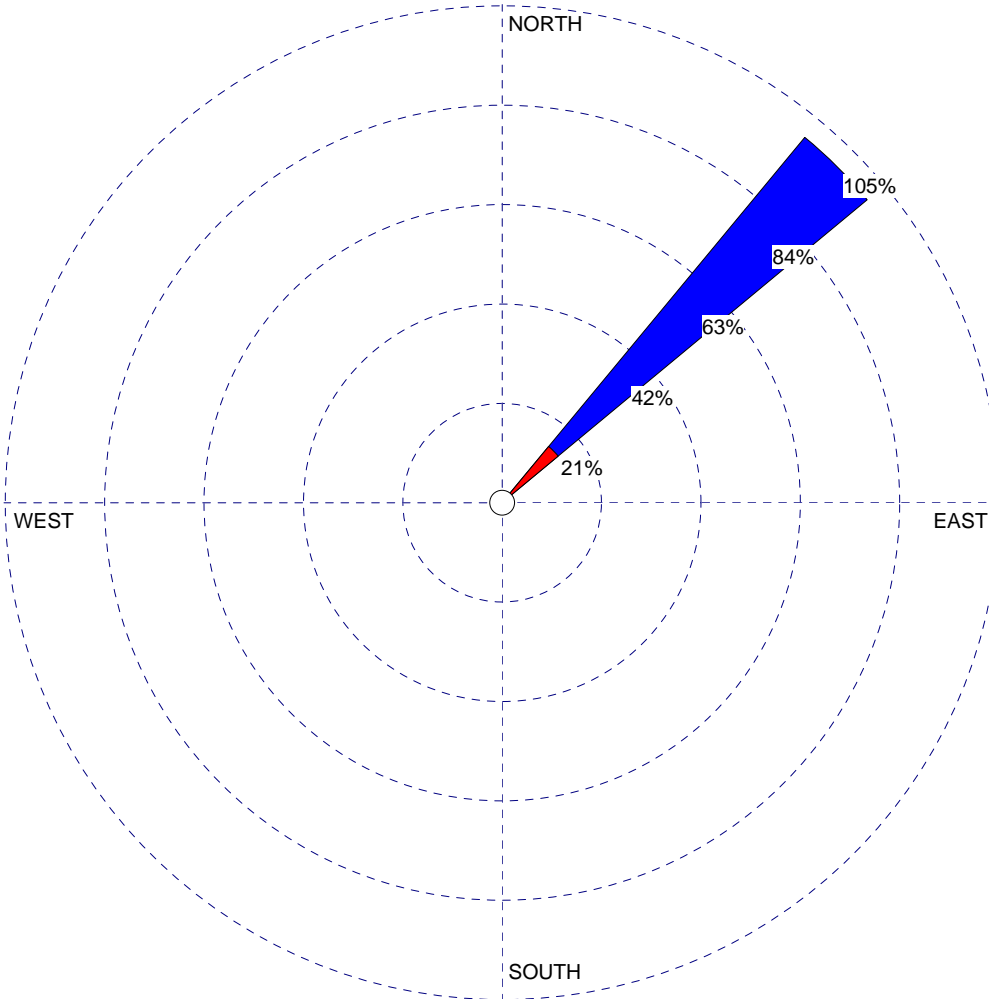
PROJECT NO.:

WIND ROSE PLOT:

**Ascon Landfill Site - IRM Met Station
Huntington Beach, California**

DISPLAY:

**Wind Speed
Direction (blowing from)**



WIND SPEED
(Knots)

- >= 18
- 14 - 18
- 9 - 13
- 5 - 8
- 3 - 5
- 0 - 2

Calms: 0.00%

COMMENTS:

2 February 2011
7:00AM to 7:00PM
Ascon Landfill Site
Huntington Beach, CA

DATA PERIOD:

**2011
Feb 2 - Feb 2
07:00 - 19:00**

COMPANY NAME:

Geosyntec Consultants

CALM WINDS:

0.00%

TOTAL COUNT:

13 hrs.

AVG. WIND SPEED:

10.26 Knots

DATE:

5/23/2011

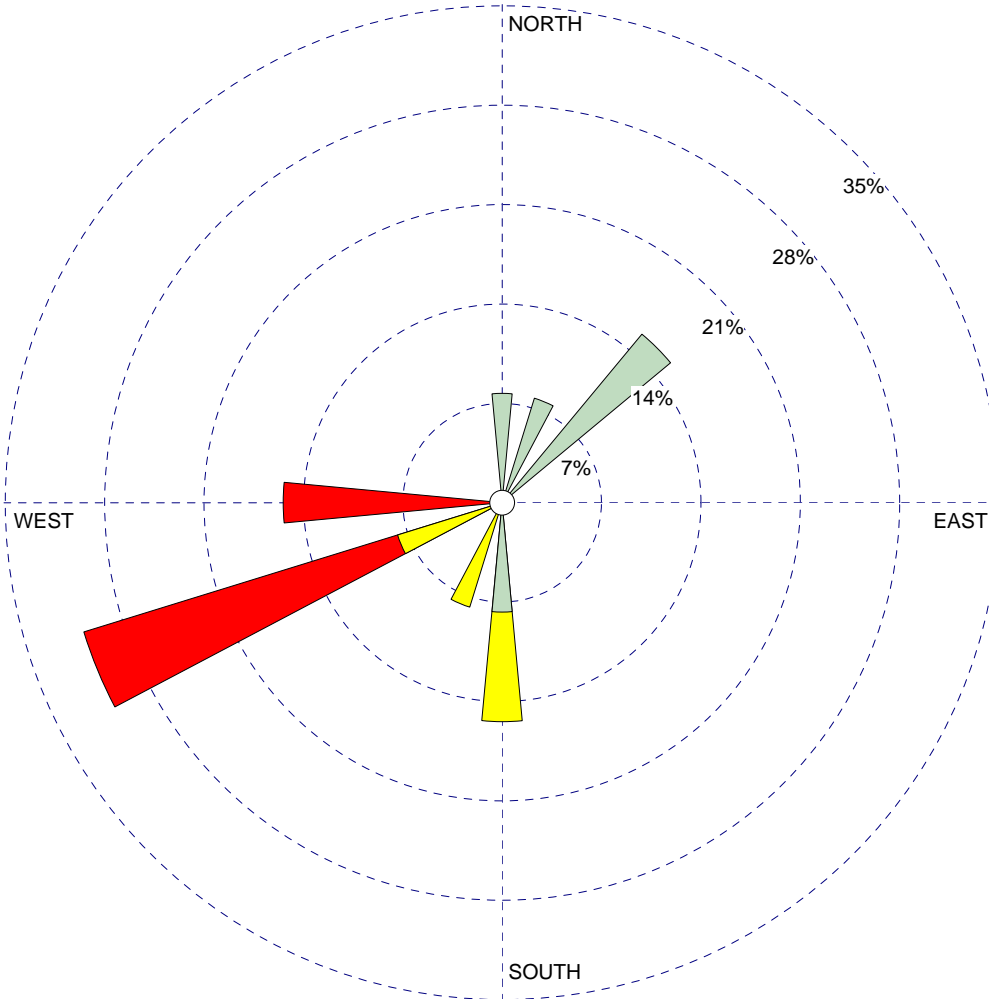
PROJECT NO.:

WIND ROSE PLOT:

**Ascon Landfill Site - IRM Met Station
Huntington Beach, California**

DISPLAY:

**Wind Speed
Direction (blowing from)**



WIND SPEED
(Knots)

- >= 18
- 14 - 18
- 9 - 13
- 5 - 8
- 3 - 5
- 0 - 2

Calms: 0.00%

COMMENTS:

3 February 2011
7:00AM to 7:00PM
Ascon Landfill Site
Huntington Beach, CA

DATA PERIOD:

**2011
Feb 3 - Feb 3
07:00 - 19:00**

COMPANY NAME:

Geosyntec Consultants

CALM WINDS:

0.00%

TOTAL COUNT:

13 hrs.

AVG. WIND SPEED:

4.25 Knots

DATE:

5/23/2011

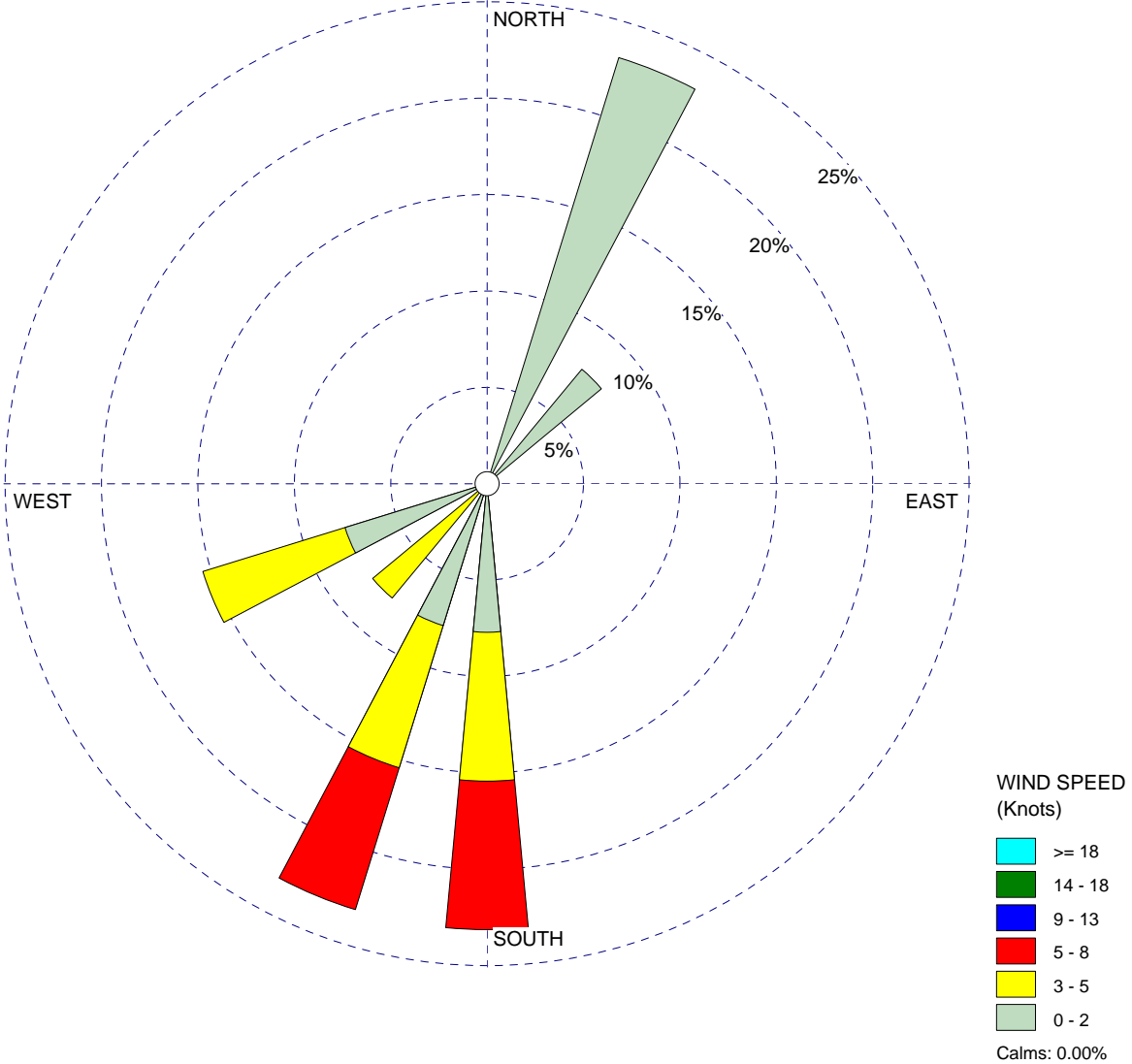
PROJECT NO.:

WIND ROSE PLOT:

**Ascon Landfill Site - IRM Met Station
Huntington Beach, California**

DISPLAY:

**Wind Speed
Direction (blowing from)**



COMMENTS:

4 February 2011
7:00AM to 7:00PM
Ascon Landfill Site
Huntington Beach, CA

DATA PERIOD:

**2011
Feb 4 - Feb 4
07:00 - 19:00**

COMPANY NAME:

Geosyntec Consultants

CALM WINDS:

0.00%

TOTAL COUNT:

13 hrs.

AVG. WIND SPEED:

3.18 Knots

DATE:

5/23/2011

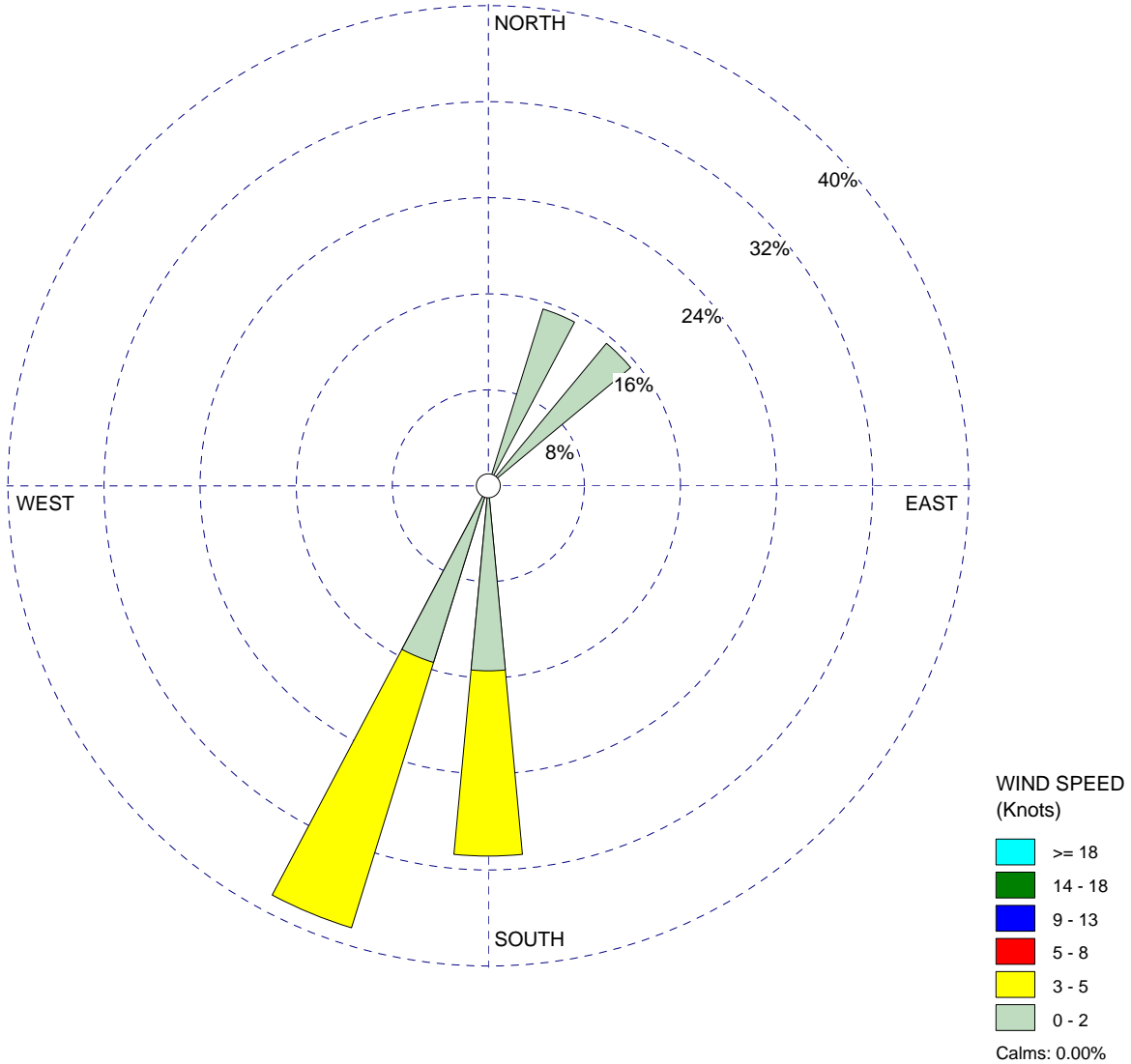
PROJECT NO.:

WIND ROSE PLOT:

**Ascon Landfill Site - IRM Met Station
Huntington Beach, California**

DISPLAY:

**Wind Speed
Direction (blowing from)**



COMMENTS:

7 February 2011
7:00AM to 7:00PM
Ascon Landfill Site
Huntington Beach, CA

DATA PERIOD:

**2011
Feb 7 - Feb 7
07:00 - 19:00**

COMPANY NAME:

Geosyntec Consultants

CALM WINDS:

0.00%

TOTAL COUNT:

13 hrs.

AVG. WIND SPEED:

2.78 Knots

DATE:

5/23/2011

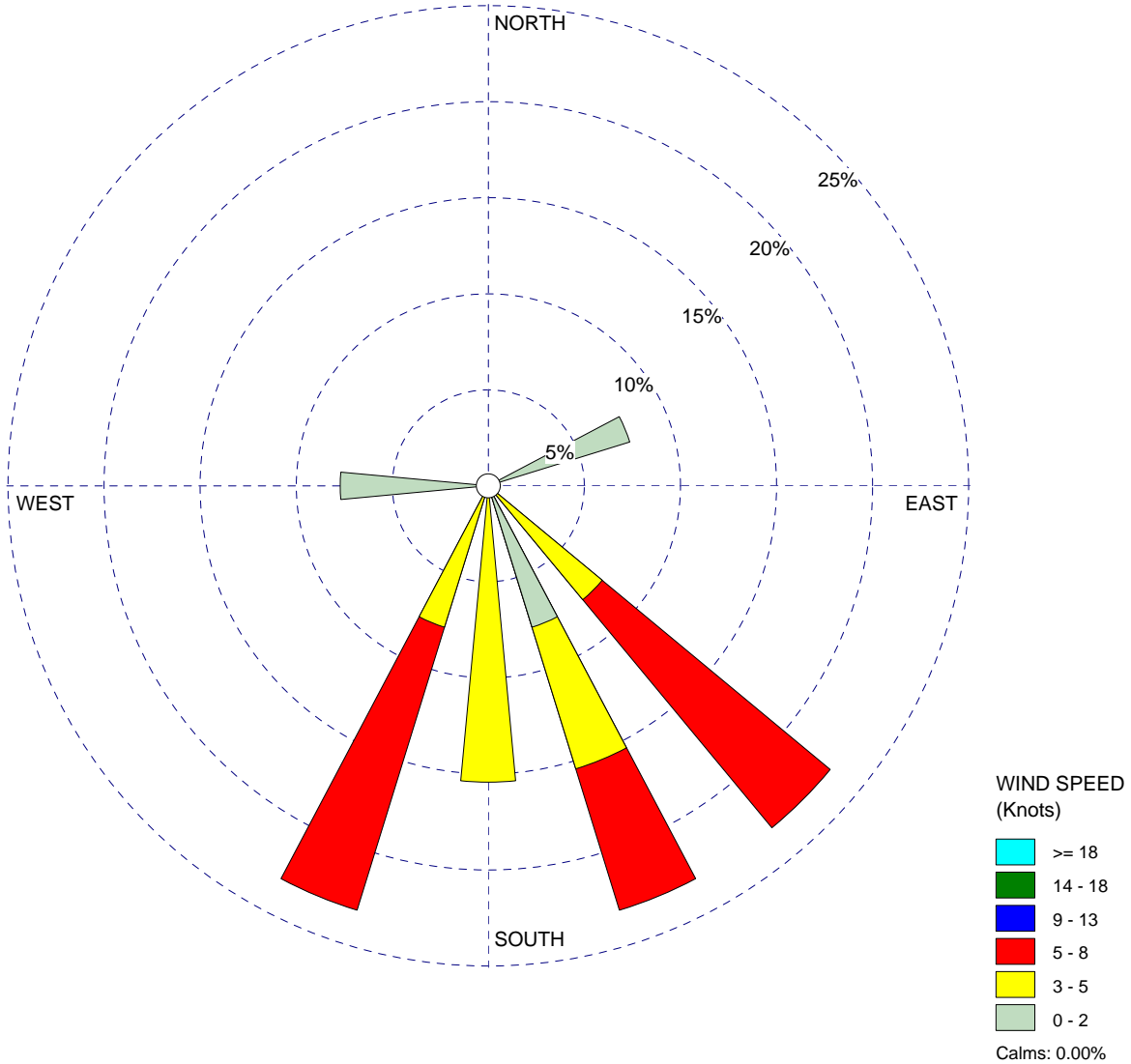
PROJECT NO.:

WIND ROSE PLOT:

**Ascon Landfill Site - IRM Met Station
Huntington Beach, California**

DISPLAY:

**Wind Speed
Direction (blowing from)**



COMMENTS:

8 February 2011
7:00AM to 7:00PM
Ascon Landfill Site
Huntington Beach, CA

DATA PERIOD:

**2011
Feb 8 - Feb 8
07:00 - 19:00**

COMPANY NAME:

Geosyntec Consultants

CALM WINDS:

0.00%

TOTAL COUNT:

13 hrs.

AVG. WIND SPEED:

4.07 Knots

DATE:

5/23/2011

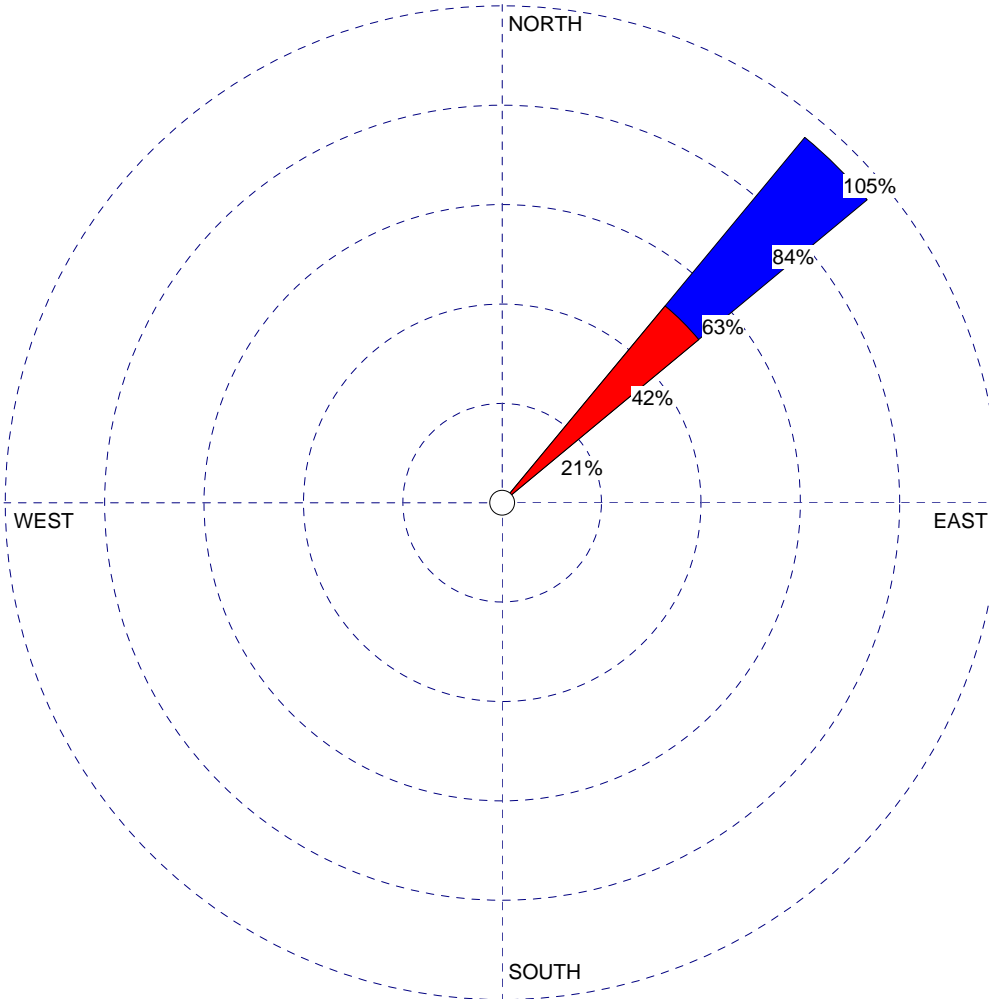
PROJECT NO.:

WIND ROSE PLOT:

**Ascon Landfill Site - IRM Met Station
Huntington Beach, California**

DISPLAY:

**Wind Speed
Direction (blowing from)**



WIND SPEED
(Knots)

- >= 18
- 14 - 18
- 9 - 13
- 5 - 8
- 3 - 5
- 0 - 2

Calms: 0.00%

COMMENTS:

9 February 2011
7:00AM to 7:00PM
Ascon Landfill Site
Huntington Beach, CA

DATA PERIOD:

**2011
Feb 9 - Feb 9
07:00 - 19:00**

COMPANY NAME:

Geosyntec Consultants

CALM WINDS:

0.00%

TOTAL COUNT:

13 hrs.

AVG. WIND SPEED:

8.51 Knots

DATE:

5/23/2011

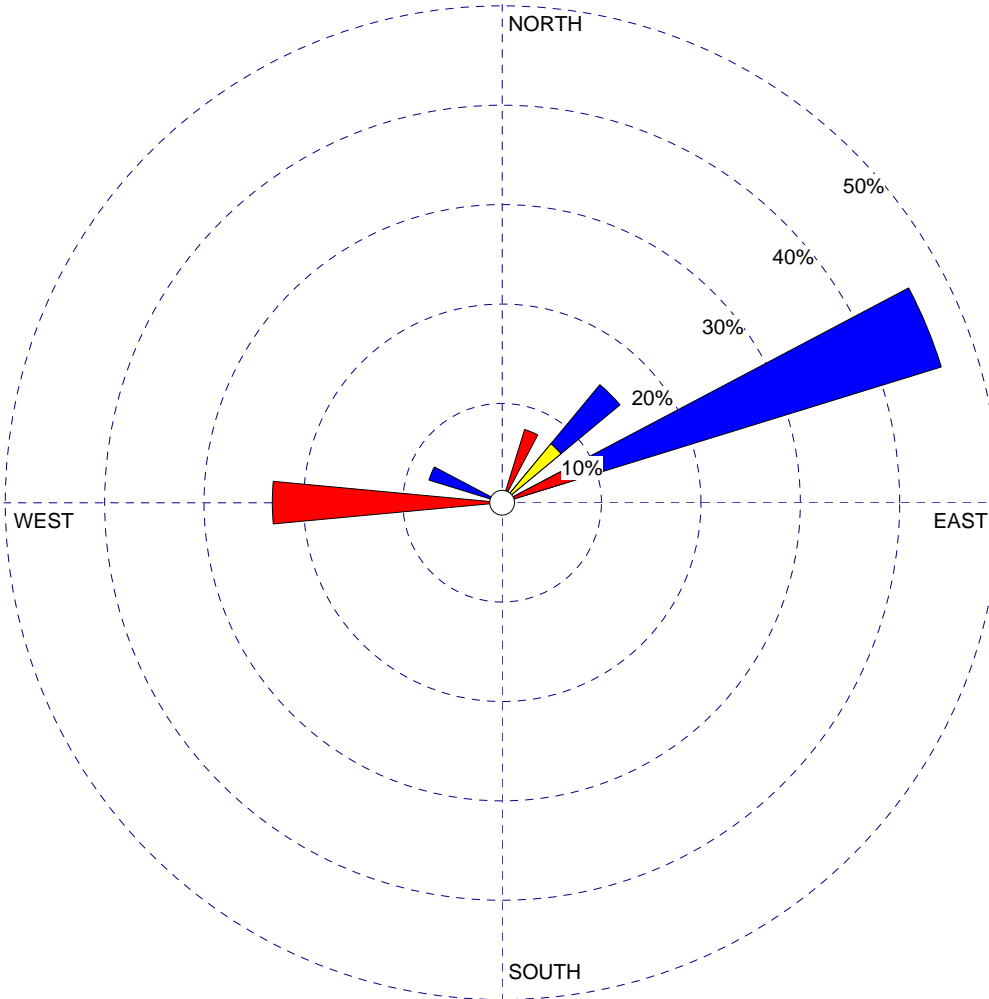
PROJECT NO.:

WIND ROSE PLOT:

**Ascon Landfill Site - IRM Met Station
Huntington Beach, California**

DISPLAY:

**Wind Speed
Direction (blowing from)**



WIND SPEED
(Knots)

- >= 18
- 14 - 18
- 9 - 13
- 5 - 8
- 3 - 5
- 0 - 2

Calms: 0.00%

COMMENTS:

10 February 2011
7:00AM to 7:00PM
Ascon Landfill Site
Huntington Beach, CA

DATA PERIOD:

**2011
Feb 10 - Feb 10
07:00 - 19:00**

COMPANY NAME:

Geosyntec Consultants

CALM WINDS:

0.00%

TOTAL COUNT:

13 hrs.

AVG. WIND SPEED:

8.45 Knots

DATE:

5/23/2011

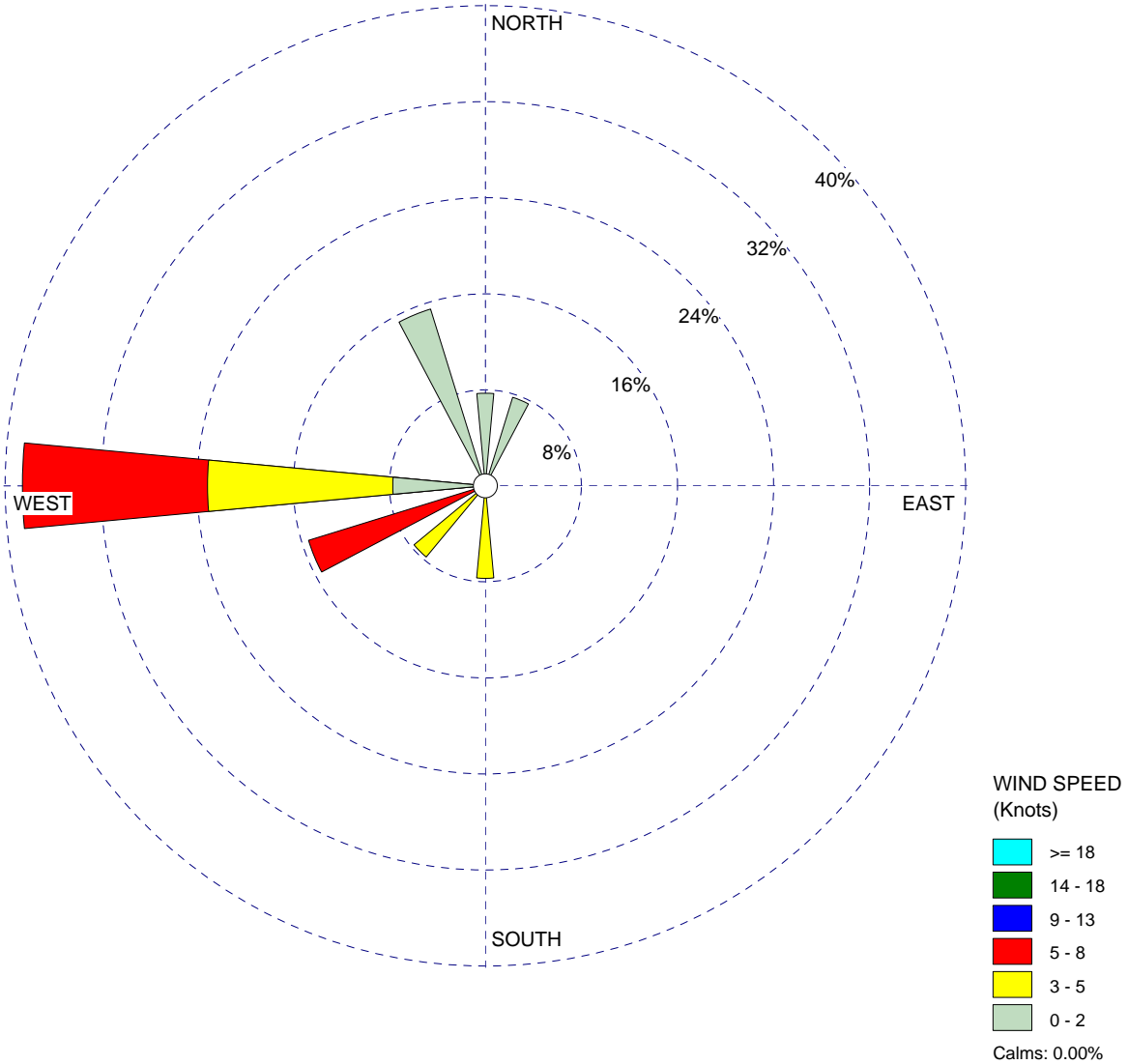
PROJECT NO.:

WIND ROSE PLOT:

**Ascon Landfill Site - IRM Met Station
Huntington Beach, California**

DISPLAY:

**Wind Speed
Direction (blowing from)**



COMMENTS:

11 February 2011
7:00AM to 7:00PM
Ascon Landfill Site
Huntington Beach, CA

DATA PERIOD:

**2011
Feb 11 - Feb 11
07:00 - 19:00**

COMPANY NAME:

Geosyntec Consultants

CALM WINDS:

0.00%

TOTAL COUNT:

13 hrs.

AVG. WIND SPEED:

3.72 Knots

DATE:

5/23/2011

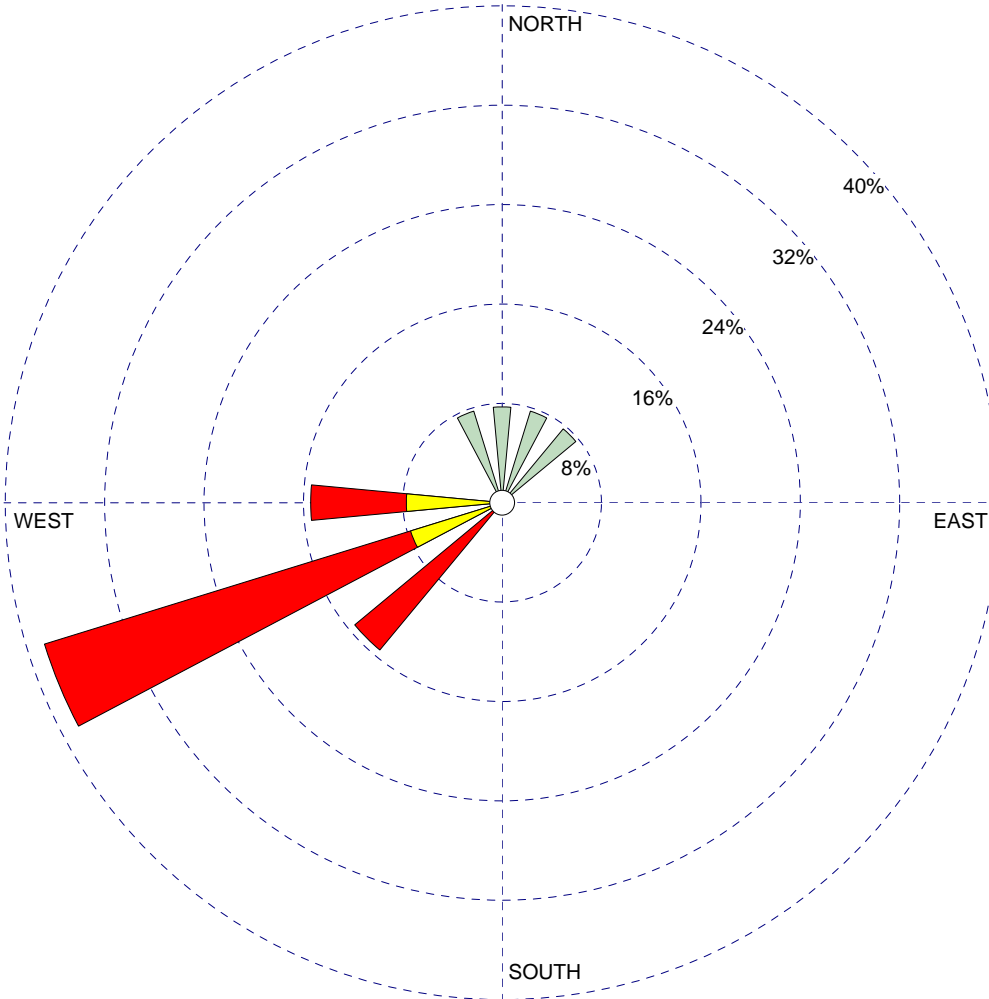
PROJECT NO.:

WIND ROSE PLOT:

**Ascon Landfill Site - IRM Met Station
Huntington Beach, California**

DISPLAY:

**Wind Speed
Direction (blowing from)**



WIND SPEED
(Knots)

- >= 18
- 14 - 18
- 9 - 13
- 5 - 8
- 3 - 5
- 0 - 2

Calms: 0.00%

COMMENTS:

14 February 2011
7:00AM to 7:00PM
Ascon Landfill Site
Huntington Beach, CA

DATA PERIOD:

**2011
Feb 14 - Feb 14
07:00 - 19:00**

COMPANY NAME:

Geosyntec Consultants

CALM WINDS:

0.00%

TOTAL COUNT:

13 hrs.

AVG. WIND SPEED:

4.55 Knots

DATE:

5/23/2011

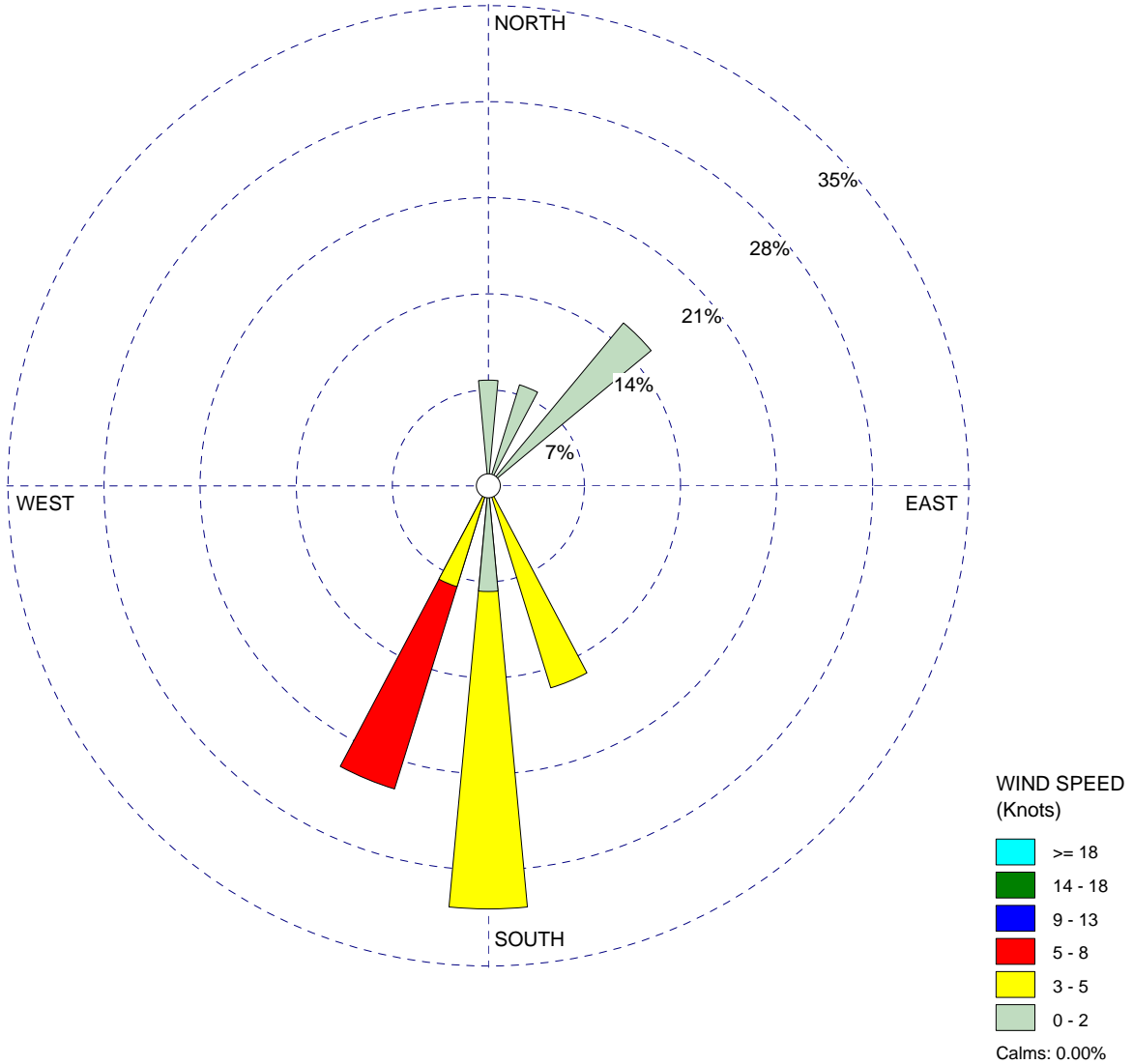
PROJECT NO.:

WIND ROSE PLOT:

**Ascon Landfill Site - IRM Met Station
Huntington Beach, California**

DISPLAY:

**Wind Speed
Direction (blowing from)**



COMMENTS:

15 February 2011
7:00AM to 7:00PM
Ascon Landfill Site
Huntington Beach, CA

DATA PERIOD:

**2011
Feb 15 - Feb 15
07:00 - 19:00**

COMPANY NAME:

Geosyntec Consultants

CALM WINDS:

0.00%

TOTAL COUNT:

13 hrs.

AVG. WIND SPEED:

3.45 Knots

DATE:

5/23/2011

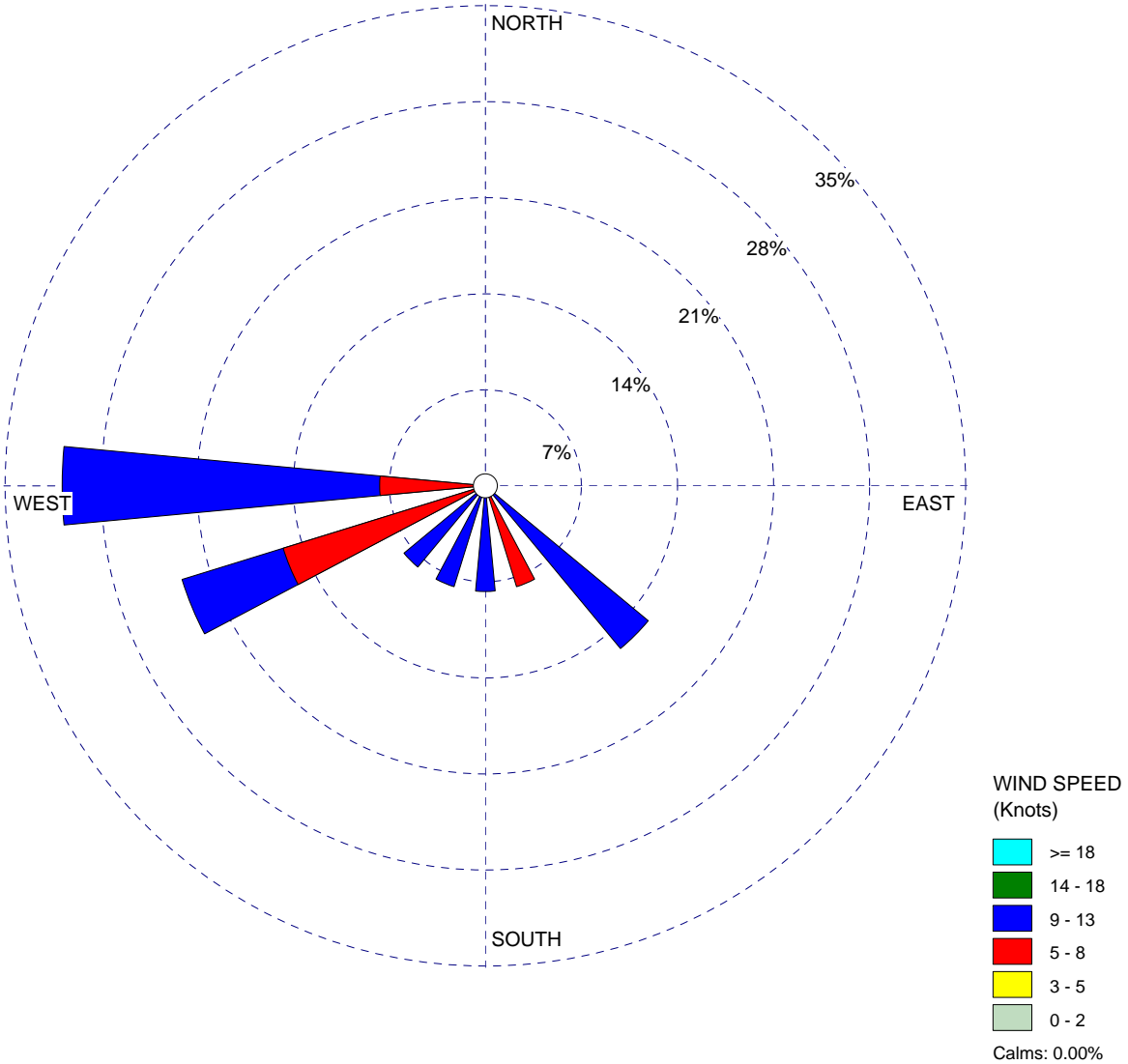
PROJECT NO.:

WIND ROSE PLOT:

**Ascon Landfill Site - IRM Met Station
Huntington Beach, California**

DISPLAY:

**Wind Speed
Direction (blowing from)**



COMMENTS:

16 February 2011
7:00AM to 7:00PM
Ascon Landfill Site
Huntington Beach, CA

DATA PERIOD:

**2011
Feb 16 - Feb 16
07:00 - 19:00**

COMPANY NAME:

Geosyntec Consultants

CALM WINDS:

0.00%

TOTAL COUNT:

13 hrs.

AVG. WIND SPEED:

8.43 Knots

DATE:

5/23/2011

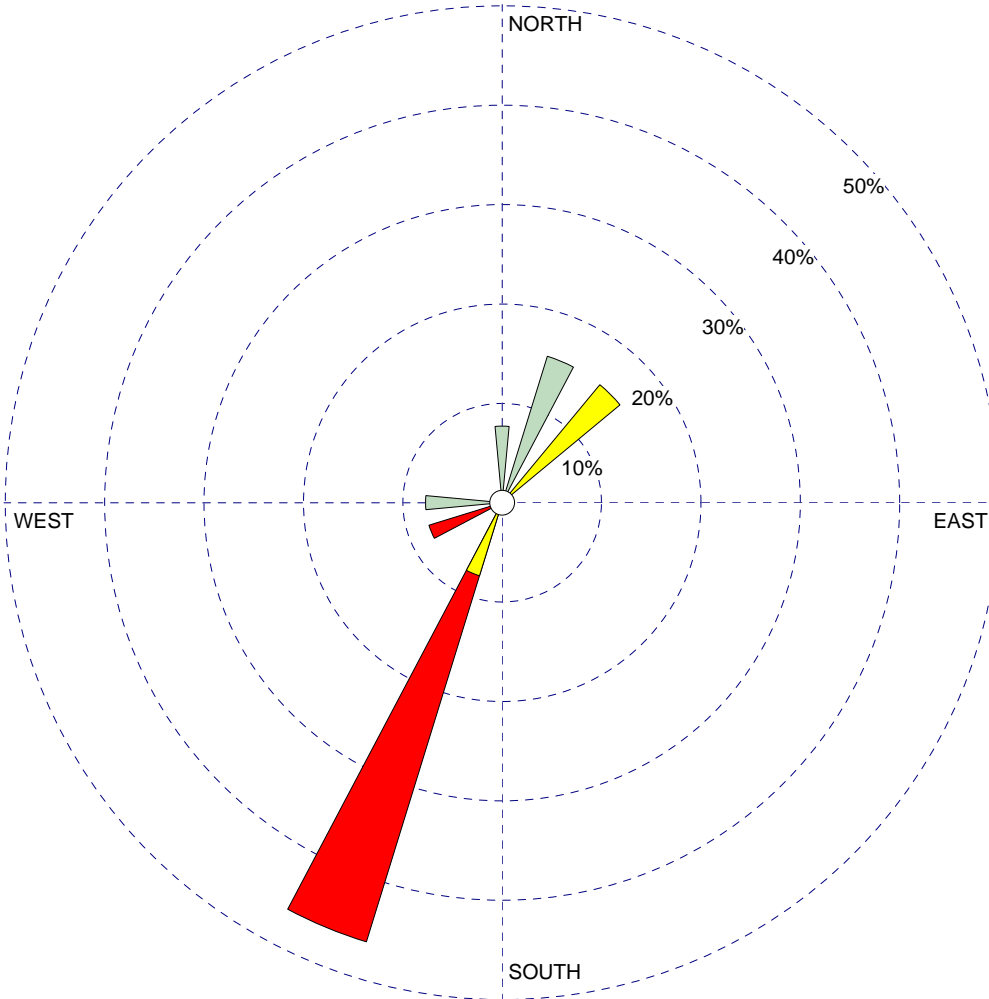
PROJECT NO.:

WIND ROSE PLOT:

**Ascon Landfill Site - IRM Met Station
Huntington Beach, California**

DISPLAY:

**Wind Speed
Direction (blowing from)**



WIND SPEED
(Knots)

- >= 18
- 14 - 18
- 9 - 13
- 5 - 8
- 3 - 5
- 0 - 2

Calms: 0.00%

COMMENTS:

17 February 2011
7:00AM to 7:00PM
Ascon Landfill Site
Huntington Beach, CA

DATA PERIOD:

**2011
Feb 17 - Feb 17
07:00 - 19:00**

COMPANY NAME:

Geosyntec Consultants

CALM WINDS:

0.00%

TOTAL COUNT:

13 hrs.

AVG. WIND SPEED:

4.19 Knots

DATE:

5/23/2011

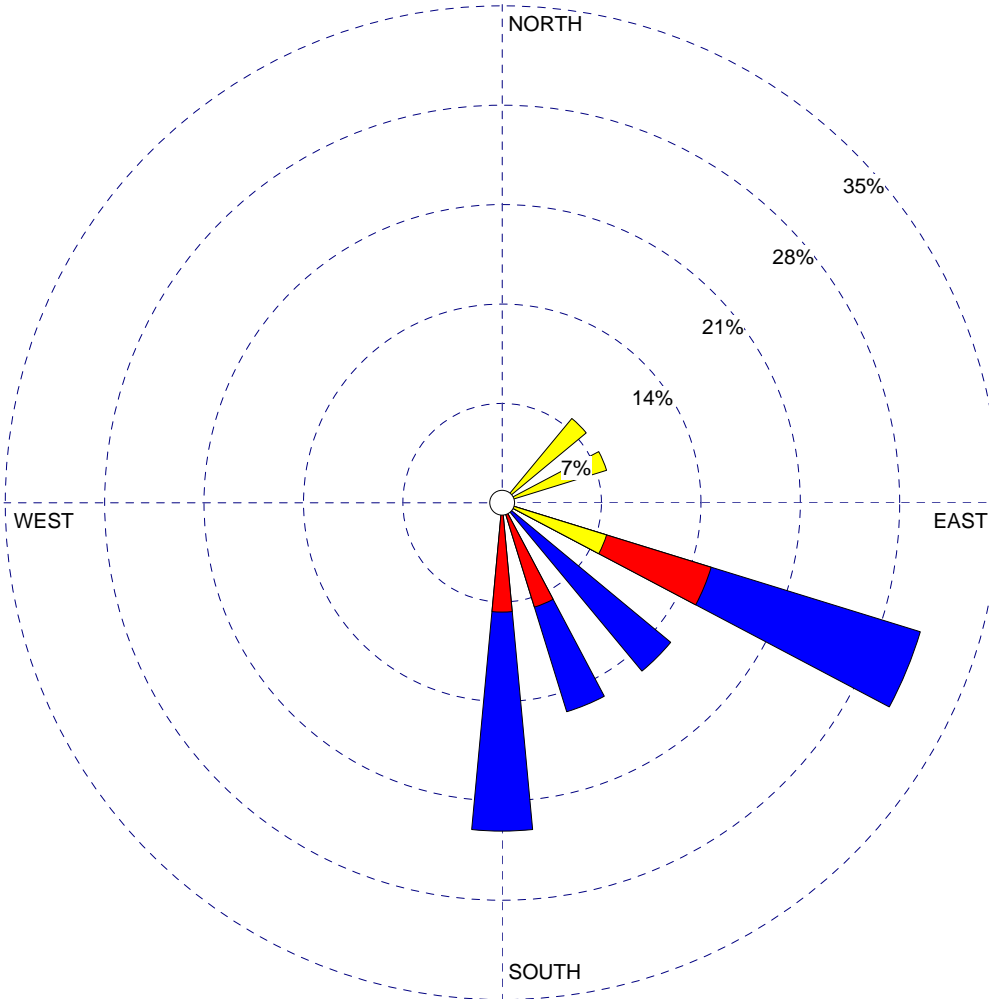
PROJECT NO.:

WIND ROSE PLOT:

**Ascon Landfill Site - IRM Met Station
Huntington Beach, California**

DISPLAY:

**Wind Speed
Direction (blowing from)**



WIND SPEED
(Knots)

- >= 18
- 14 - 18
- 9 - 13
- 5 - 8
- 3 - 5
- 0 - 2

Calms: 0.00%

COMMENTS:

18 February 2011
7:00AM to 7:00PM
Ascon Landfill Site
Huntington Beach, CA

DATA PERIOD:

**2011
Feb 18 - Feb 18
07:00 - 19:00**

COMPANY NAME:

Geosyntec Consultants

CALM WINDS:

0.00%

TOTAL COUNT:

13 hrs.

AVG. WIND SPEED:

7.69 Knots

DATE:

5/23/2011

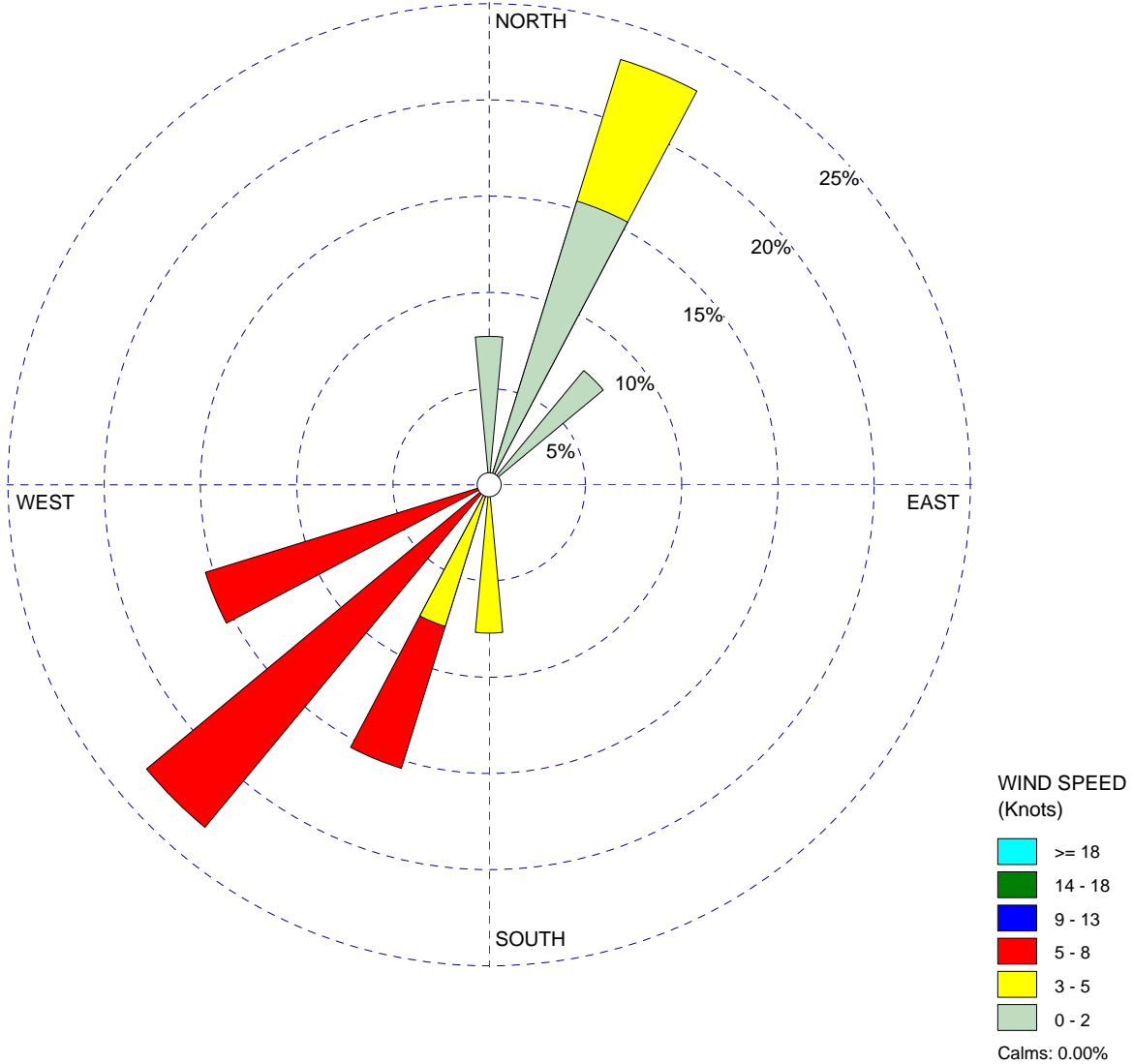
PROJECT NO.:

WIND ROSE PLOT:

**Ascon Landfill Site - IRM Met Station
Huntington Beach, California**

DISPLAY:

**Wind Speed
Direction (blowing from)**



COMMENTS:

21 February 2011
7:00AM to 7:00PM
Ascon Landfill Site
Huntington Beach, CA

DATA PERIOD:

**2011
Feb 21 - Feb 21
07:00 - 19:00**

COMPANY NAME:

Geosyntec Consultants

CALM WINDS:

0.00%

TOTAL COUNT:

13 hrs.

AVG. WIND SPEED:

4.13 Knots

DATE:

5/23/2011

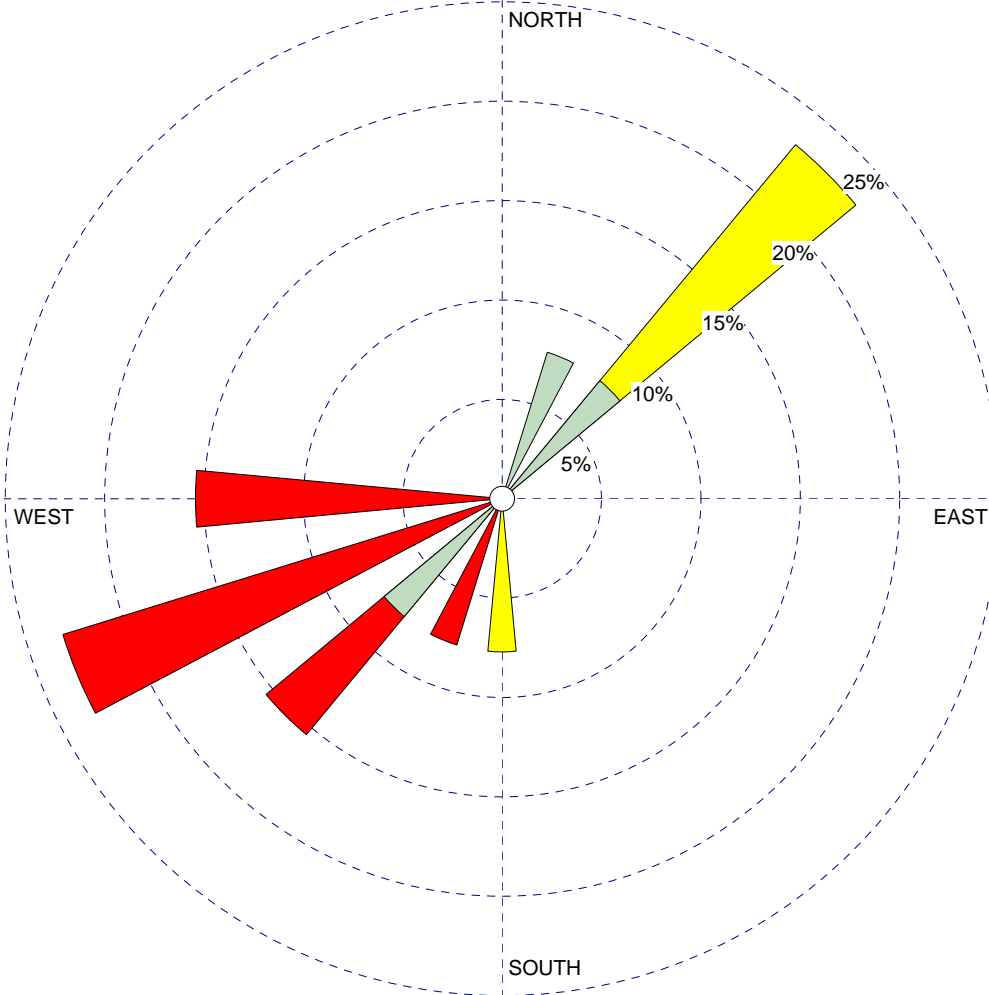
PROJECT NO.:

WIND ROSE PLOT:

**Ascon Landfill Site - IRM Met Station
Huntington Beach, California**

DISPLAY:

**Wind Speed
Direction (blowing from)**



WIND SPEED
(Knots)

- >= 18
- 14 - 18
- 9 - 13
- 5 - 8
- 3 - 5
- 0 - 2

Calms: 0.00%

COMMENTS:

22 February 2011
7:00AM to 7:00PM
Ascon Landfill Site
Huntington Beach, CA

DATA PERIOD:

**2011
Feb 22 - Feb 22
07:00 - 19:00**

COMPANY NAME:

Geosyntec Consultants

CALM WINDS:

0.00%

TOTAL COUNT:

13 hrs.

AVG. WIND SPEED:

4.86 Knots

DATE:

5/23/2011

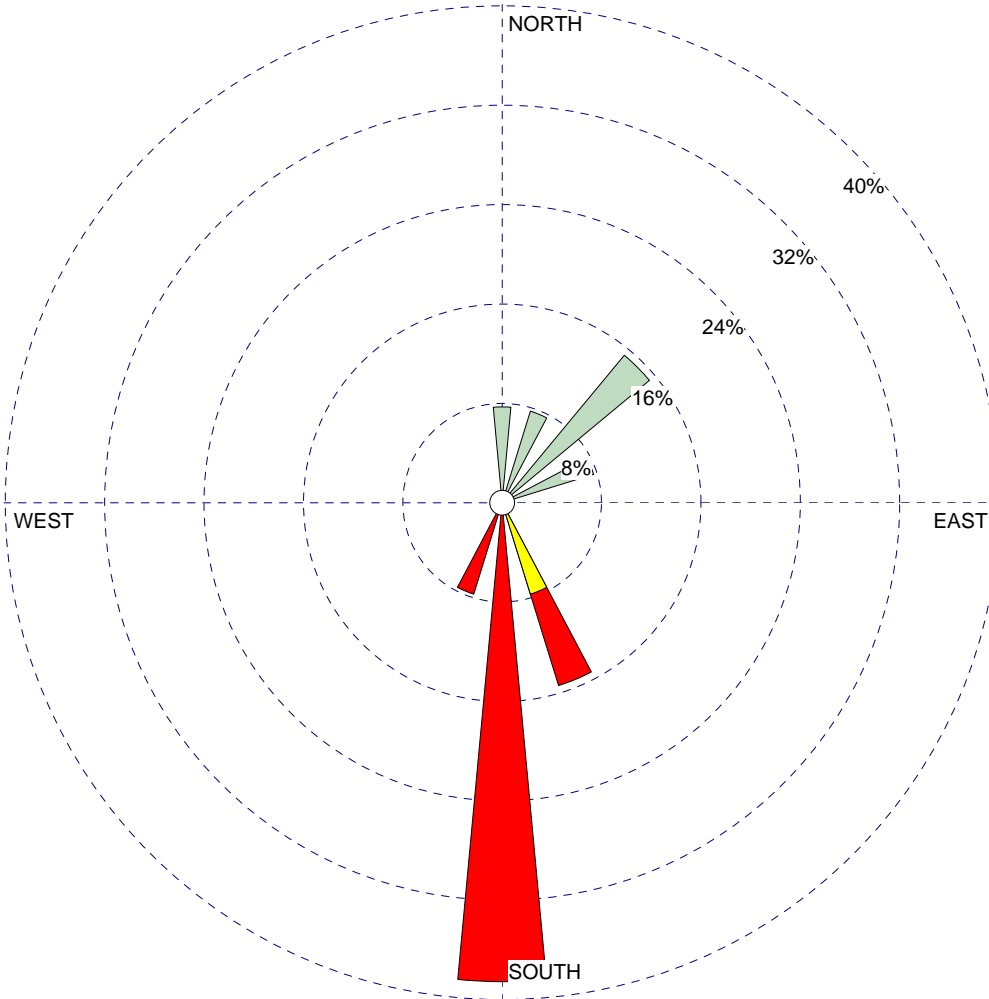
PROJECT NO.:

WIND ROSE PLOT:

**Ascon Landfill Site - IRM Met Station
Huntington Beach, California**

DISPLAY:

**Wind Speed
Direction (blowing from)**



WIND SPEED
(Knots)

- >= 18
- 14 - 18
- 9 - 13
- 5 - 8
- 3 - 5
- 0 - 2

Calms: 0.00%

COMMENTS:

23 February 2011
7:00AM to 7:00PM
Ascon Landfill Site
Huntington Beach, CA

DATA PERIOD:

**2011
Feb 23 - Feb 23
07:00 - 19:00**

COMPANY NAME:

Geosyntec Consultants

CALM WINDS:

0.00%

TOTAL COUNT:

13 hrs.

AVG. WIND SPEED:

4.01 Knots

DATE:

5/23/2011

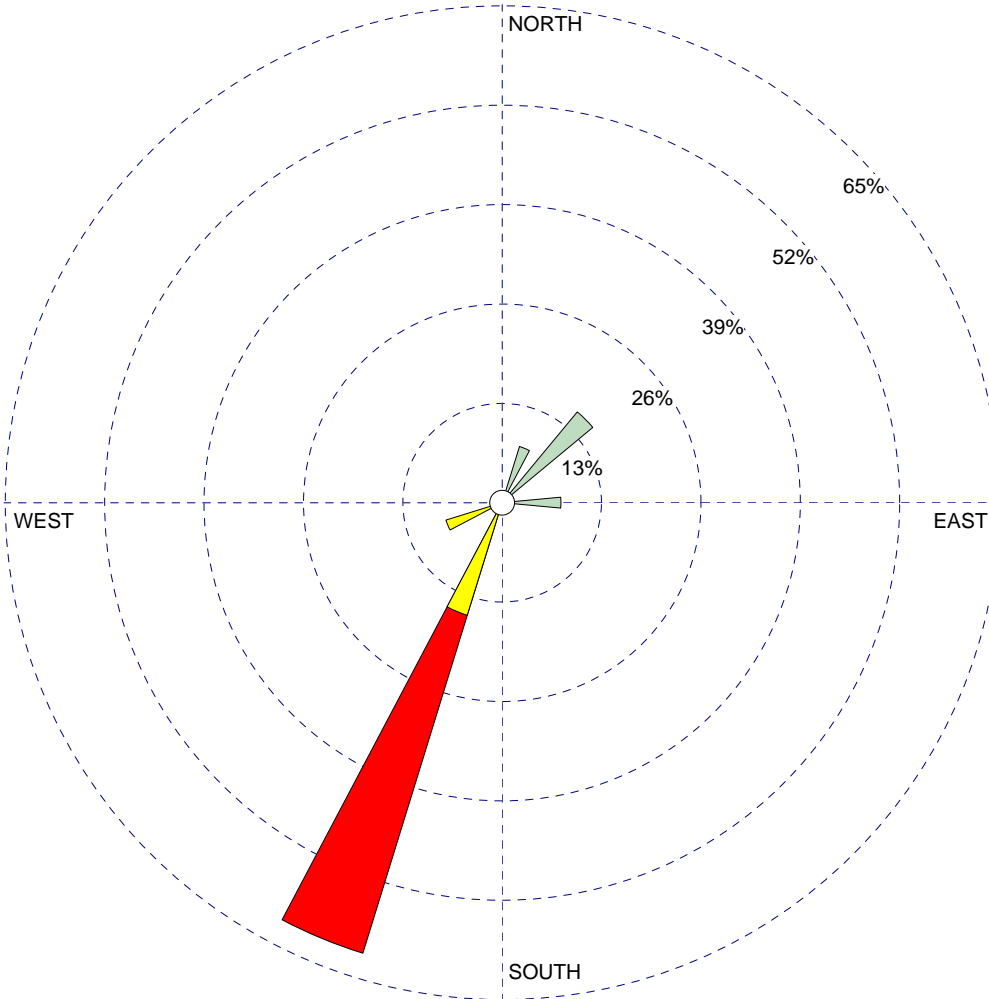
PROJECT NO.:

WIND ROSE PLOT:

**Ascon Landfill Site - IRM Met Station
Huntington Beach, California**

DISPLAY:

**Wind Speed
Direction (blowing from)**



WIND SPEED
(Knots)

- >= 18
- 14 - 18
- 9 - 13
- 5 - 8
- 3 - 5
- 0 - 2

Calms: 0.00%

COMMENTS:

24 February 2011
7:00AM to 7:00PM
Ascon Landfill Site
Huntington Beach, CA

DATA PERIOD:

**2011
Feb 24 - Feb 24
07:00 - 19:00**

COMPANY NAME:

Geosyntec Consultants

CALM WINDS:

0.00%

TOTAL COUNT:

13 hrs.

AVG. WIND SPEED:

4.53 Knots

DATE:

5/23/2011

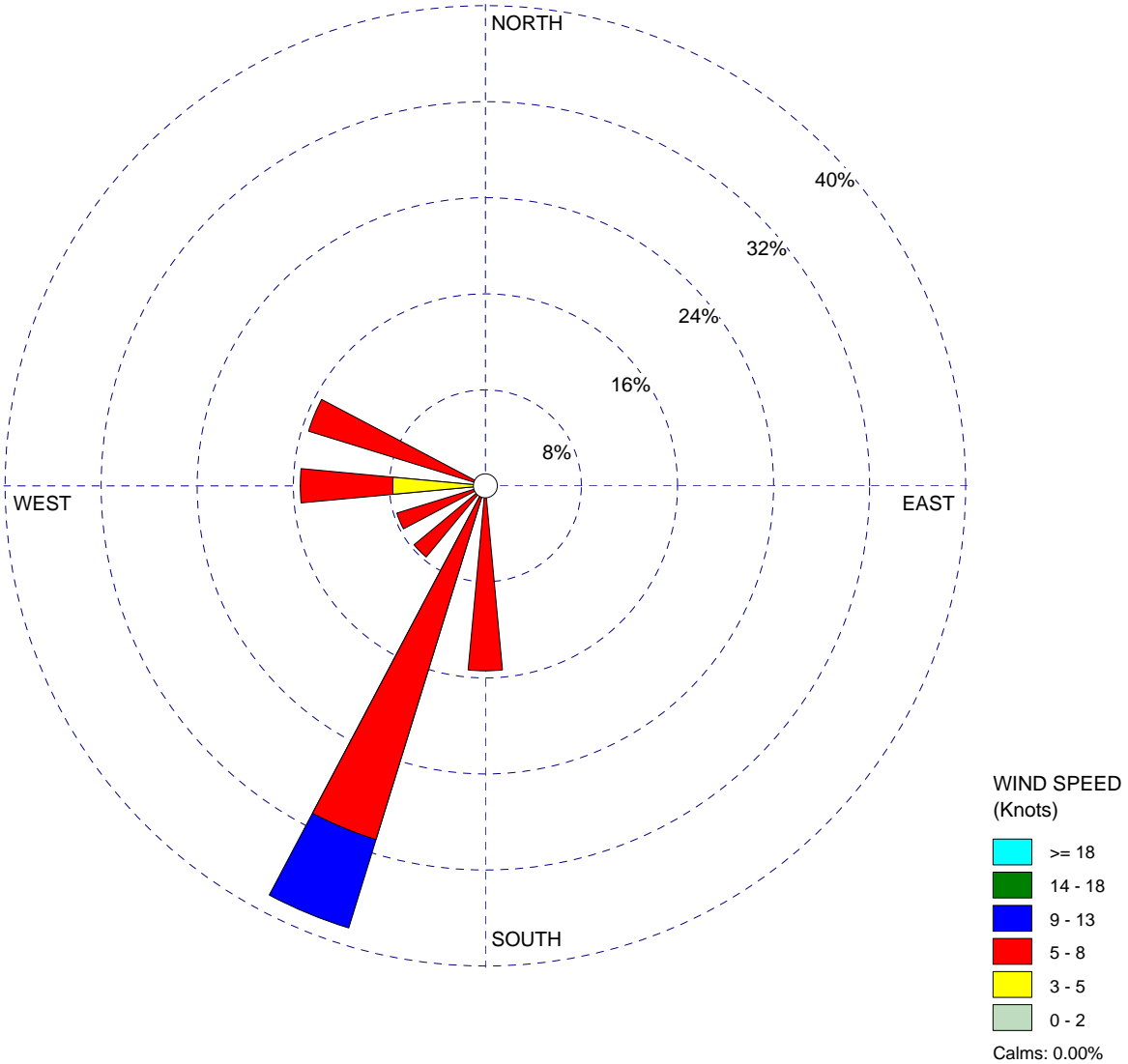
PROJECT NO.:

WIND ROSE PLOT:

**Ascon Landfill Site - IRM Met Station
Huntington Beach, California**

DISPLAY:

**Wind Speed
Direction (blowing from)**



COMMENTS:

25 February 2011
7:00AM to 7:00PM
Ascon Landfill Site
Huntington Beach, CA

DATA PERIOD:

**2011
Feb 25 - Feb 25
07:00 - 19:00**

COMPANY NAME:

Geosyntec Consultants

CALM WINDS:

0.00%

TOTAL COUNT:

13 hrs.

AVG. WIND SPEED:

5.95 Knots

DATE:

5/23/2011

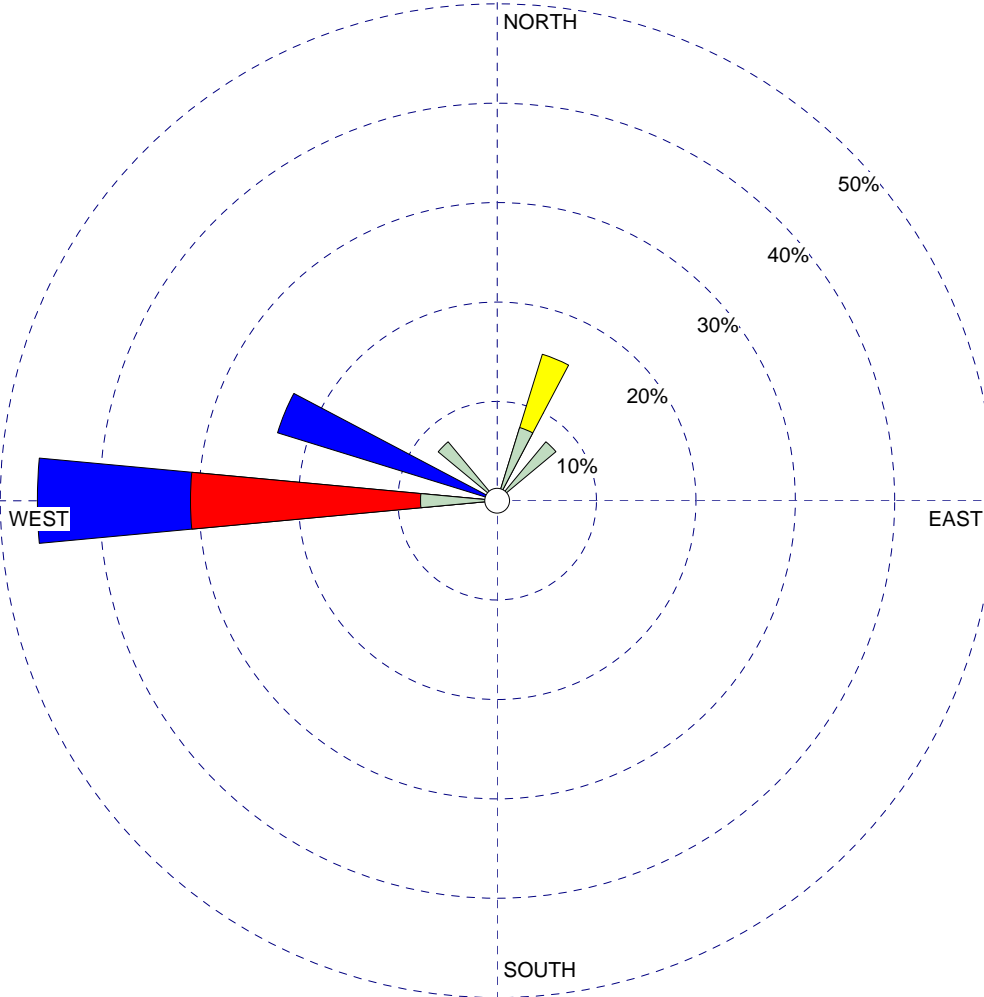
PROJECT NO.:

WIND ROSE PLOT:

**Ascon Landfill Site - IRM Met Station
Huntington Beach, California**

DISPLAY:

**Wind Speed
Direction (blowing from)**



WIND SPEED
(Knots)

- >= 18
- 14 - 18
- 9 - 13
- 5 - 8
- 3 - 5
- 0 - 2

Calms: 0.00%

COMMENTS:

28 February 2011
7:00AM to 7:00PM
Ascon Landfill Site
Huntington Beach, CA

DATA PERIOD:

**2011
Feb 28 - Feb 28
07:00 - 19:00**

COMPANY NAME:

Geosyntec Consultants

CALM WINDS:

0.00%

TOTAL COUNT:

13 hrs.

AVG. WIND SPEED:

6.27 Knots

DATE:

5/23/2011

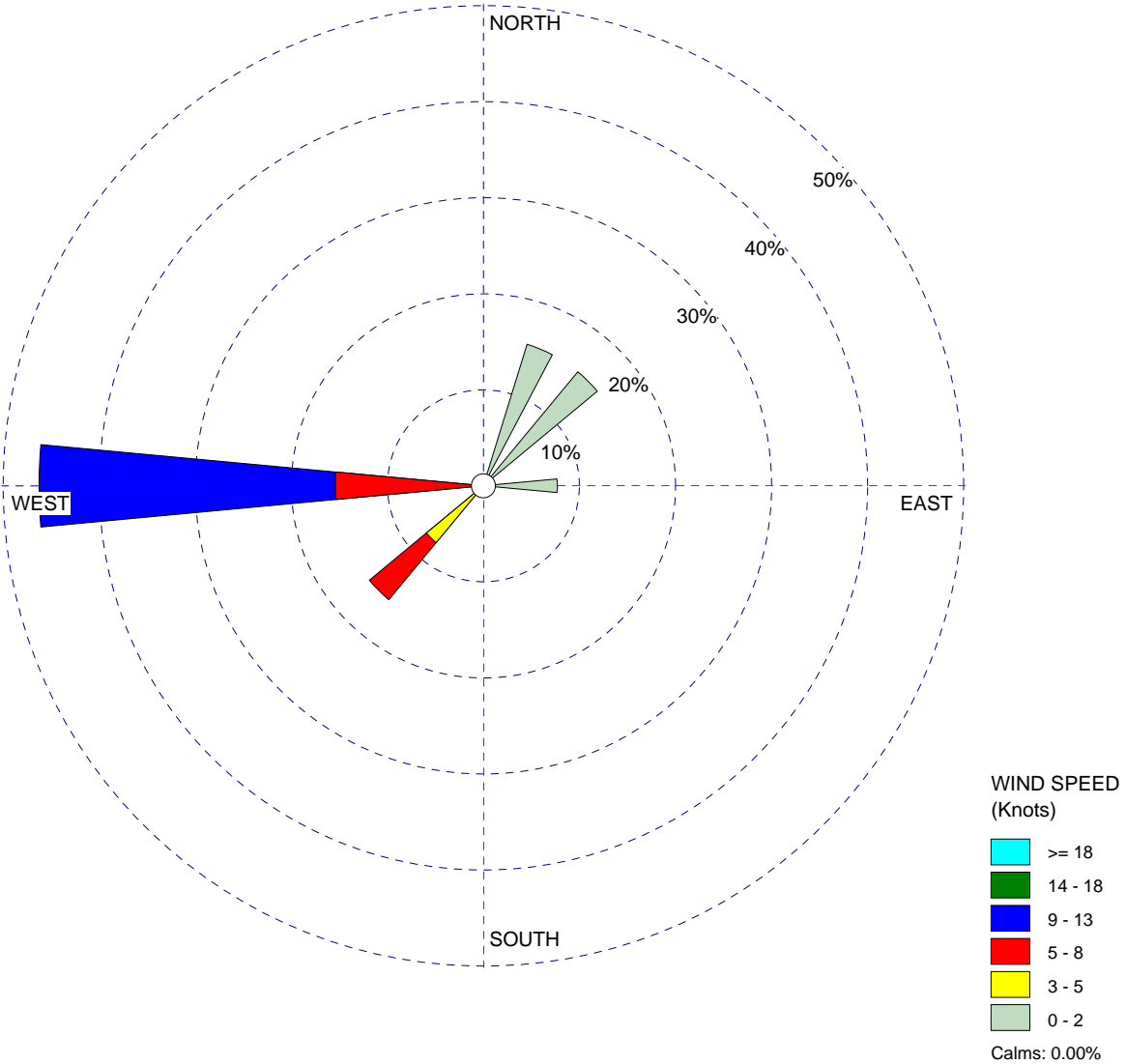
PROJECT NO.:

WIND ROSE PLOT:

**Ascon Landfill Site - IRM Met Station
Huntington Beach, California**

DISPLAY:

**Wind Speed
Direction (blowing from)**



COMMENTS:

1 March 2011
7:00AM to 7:00PM
Ascon Landfill Site
Huntington Beach, CA

DATA PERIOD:

**2011
Mar 1 - Mar 1
07:00 - 19:00**

COMPANY NAME:

Geosyntec Consultants

CALM WINDS:

0.00%

TOTAL COUNT:

13 hrs.

AVG. WIND SPEED:

5.61 Knots

DATE:

5/23/2011

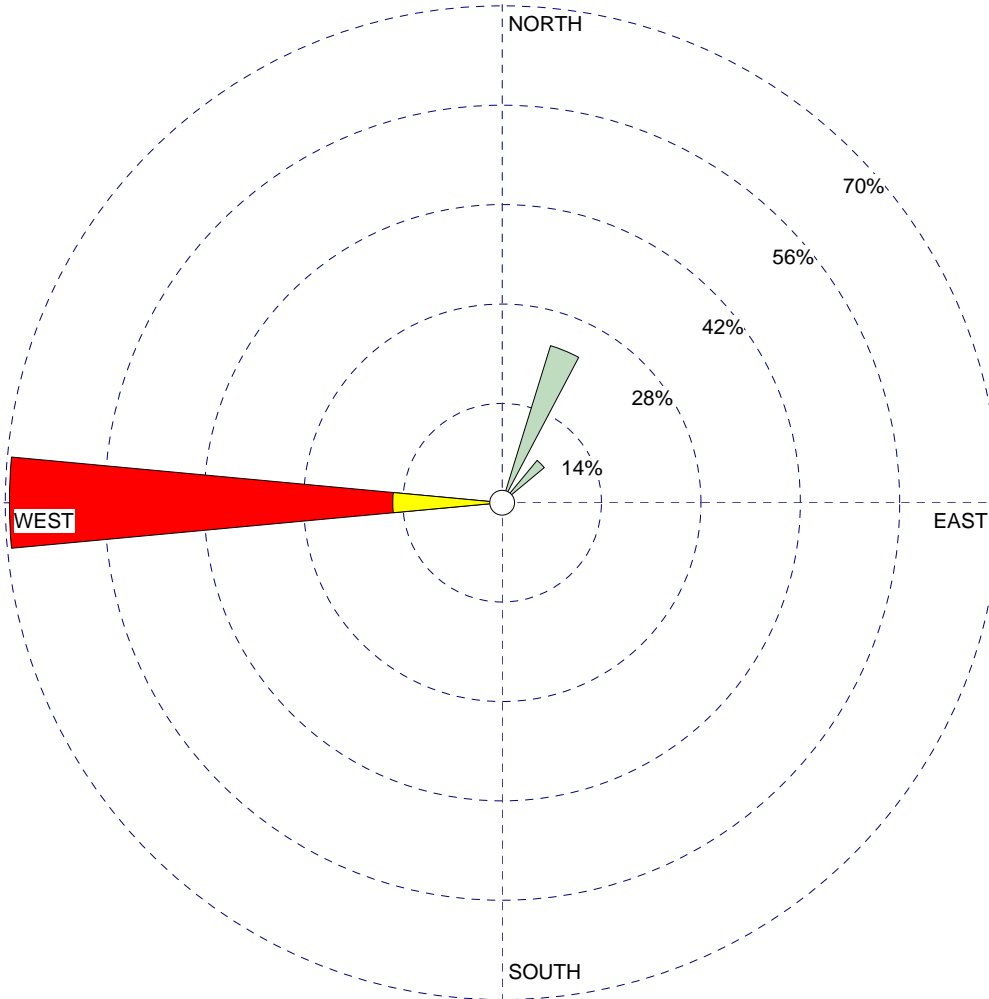
PROJECT NO.:

WIND ROSE PLOT:

**Ascon Landfill Site - IRM Met Station
Huntington Beach, California**

DISPLAY:

**Wind Speed
Direction (blowing from)**



WIND SPEED
(Knots)

- >= 18
- 14 - 18
- 9 - 13
- 5 - 8
- 3 - 5
- 0 - 2

Calms: 0.00%

COMMENTS:

2 March 2011
7:00AM to 7:00PM
Ascon Landfill Site
Huntington Beach, CA

DATA PERIOD:

**2011
Mar 2 - Mar 2
07:00 - 19:00**

COMPANY NAME:

Geosyntec Consultants

CALM WINDS:

0.00%

TOTAL COUNT:

13 hrs.

AVG. WIND SPEED:

4.65 Knots

DATE:

5/23/2011

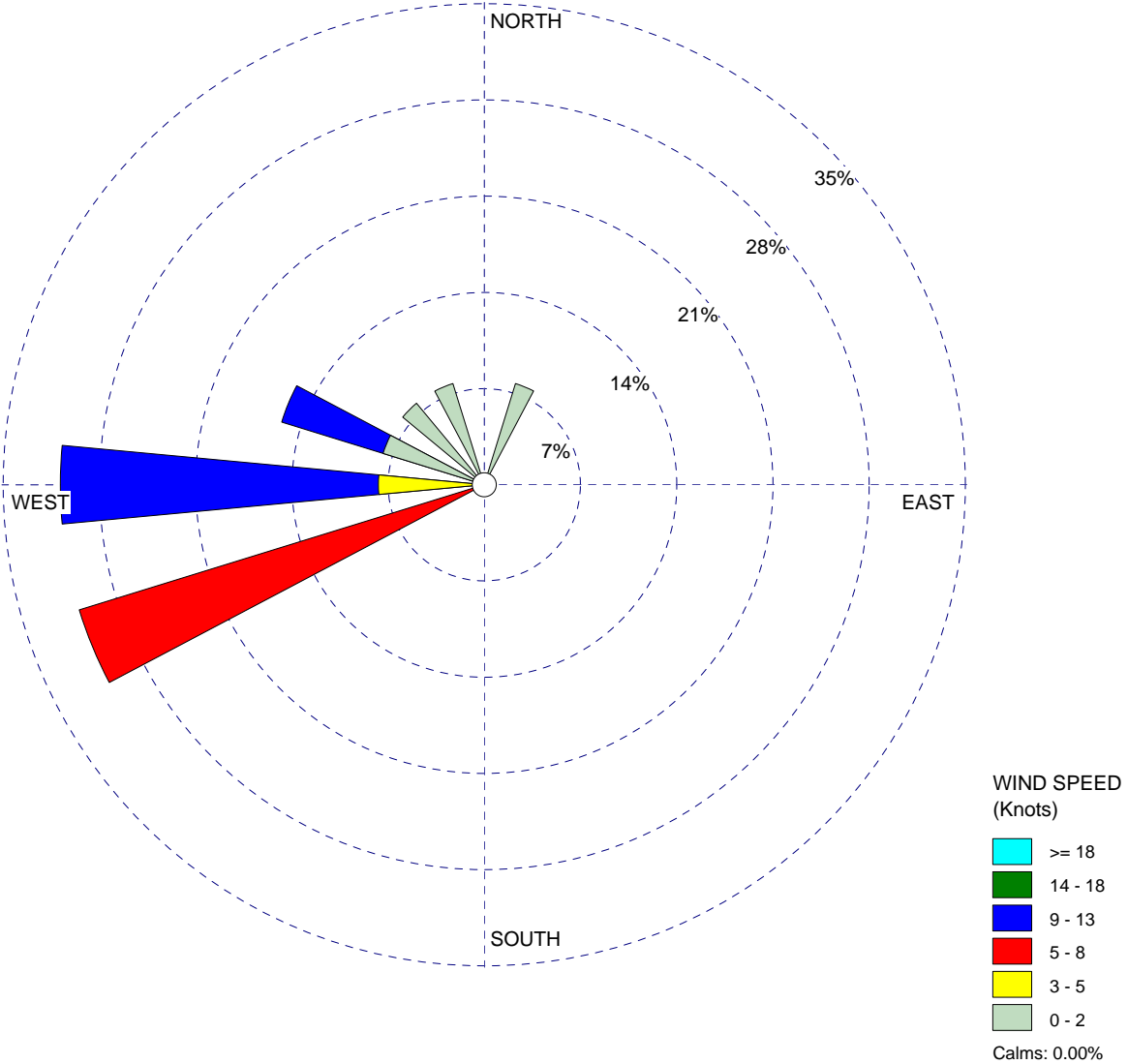
PROJECT NO.:

WIND ROSE PLOT:

**Ascon Landfill Site - IRM Met Station
Huntington Beach, California**

DISPLAY:

**Wind Speed
Direction (blowing from)**



COMMENTS:

3 March 2011
7:00AM to 7:00PM
Ascon Landfill Site
Huntington Beach, CA

DATA PERIOD:

**2011
Mar 3 - Mar 3
07:00 - 19:00**

COMPANY NAME:

Geosyntec Consultants

CALM WINDS:

0.00%

TOTAL COUNT:

13 hrs.

AVG. WIND SPEED:

5.52 Knots

DATE:

5/23/2011

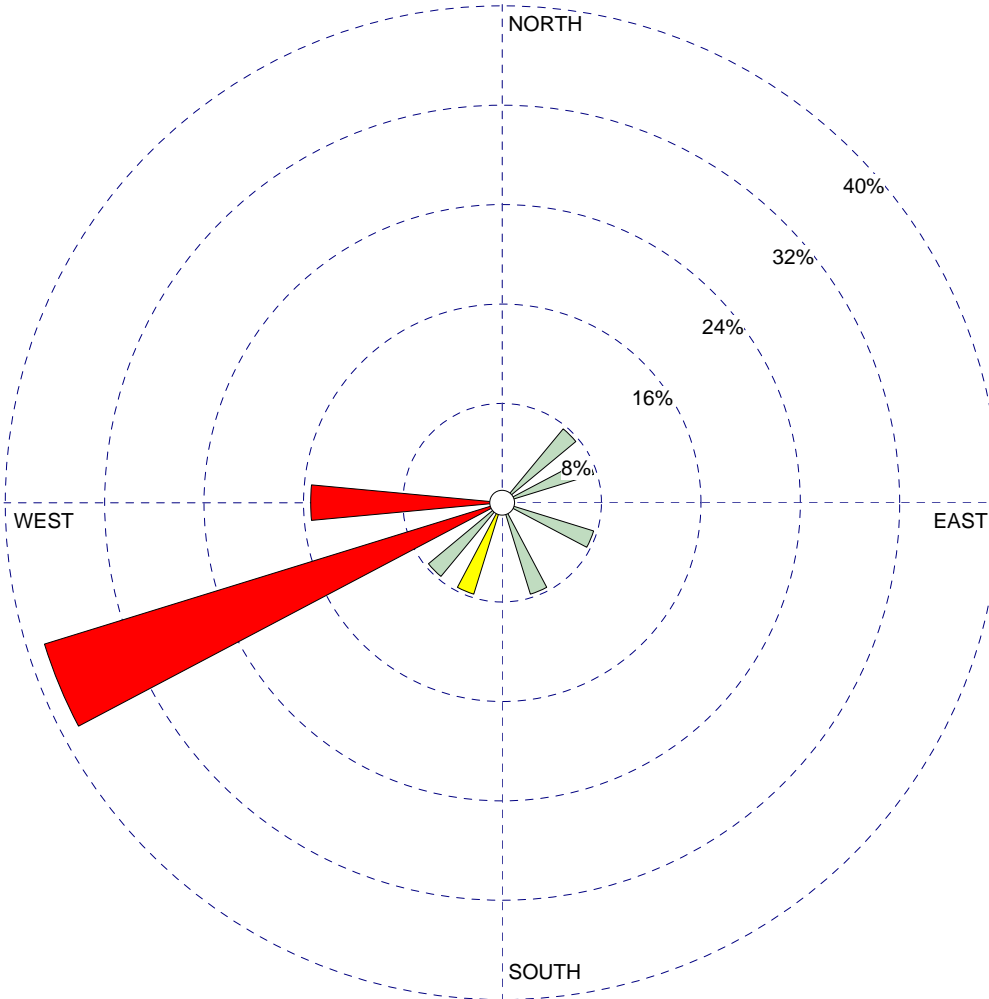
PROJECT NO.:

WIND ROSE PLOT:

**Ascon Landfill Site - IRM Met Station
Huntington Beach, California**

DISPLAY:

**Wind Speed
Direction (blowing from)**



WIND SPEED
(Knots)

- >= 18
- 14 - 18
- 9 - 13
- 5 - 8
- 3 - 5
- 0 - 2

Calms: 0.00%

COMMENTS:

4 March 2011
7:00AM to 7:00PM
Ascon Landfill Site
Huntington Beach, CA

DATA PERIOD:

**2011
Mar 4 - Mar 4
07:00 - 19:00**

COMPANY NAME:

Geosyntec Consultants

CALM WINDS:

0.00%

TOTAL COUNT:

13 hrs.

AVG. WIND SPEED:

4.07 Knots

DATE:

5/23/2011

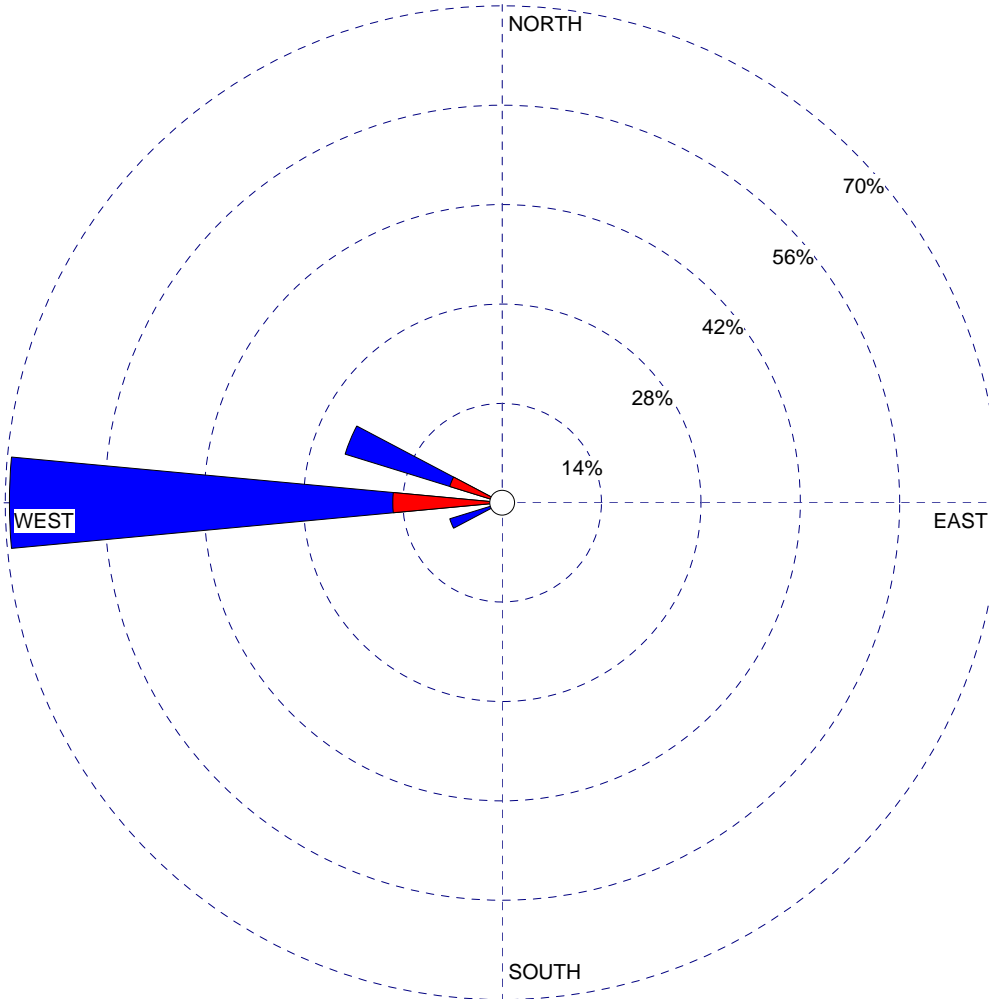
PROJECT NO.:

WIND ROSE PLOT:

**Ascon Landfill Site - IRM Met Station
Huntington Beach, California**

DISPLAY:

**Wind Speed
Direction (blowing from)**



WIND SPEED
(Knots)

- >= 18
- 14 - 18
- 9 - 13
- 5 - 8
- 3 - 5
- 0 - 2

Calms: 0.00%

COMMENTS:

7 March 2011
7:00AM to 7:00PM
Ascon Landfill Site
Huntington Beach, CA

DATA PERIOD:

**2011
Mar 7 - Mar 7
07:00 - 19:00**

COMPANY NAME:

Geosyntec Consultants

CALM WINDS:

0.00%

TOTAL COUNT:

13 hrs.

AVG. WIND SPEED:

9.72 Knots

DATE:

5/23/2011

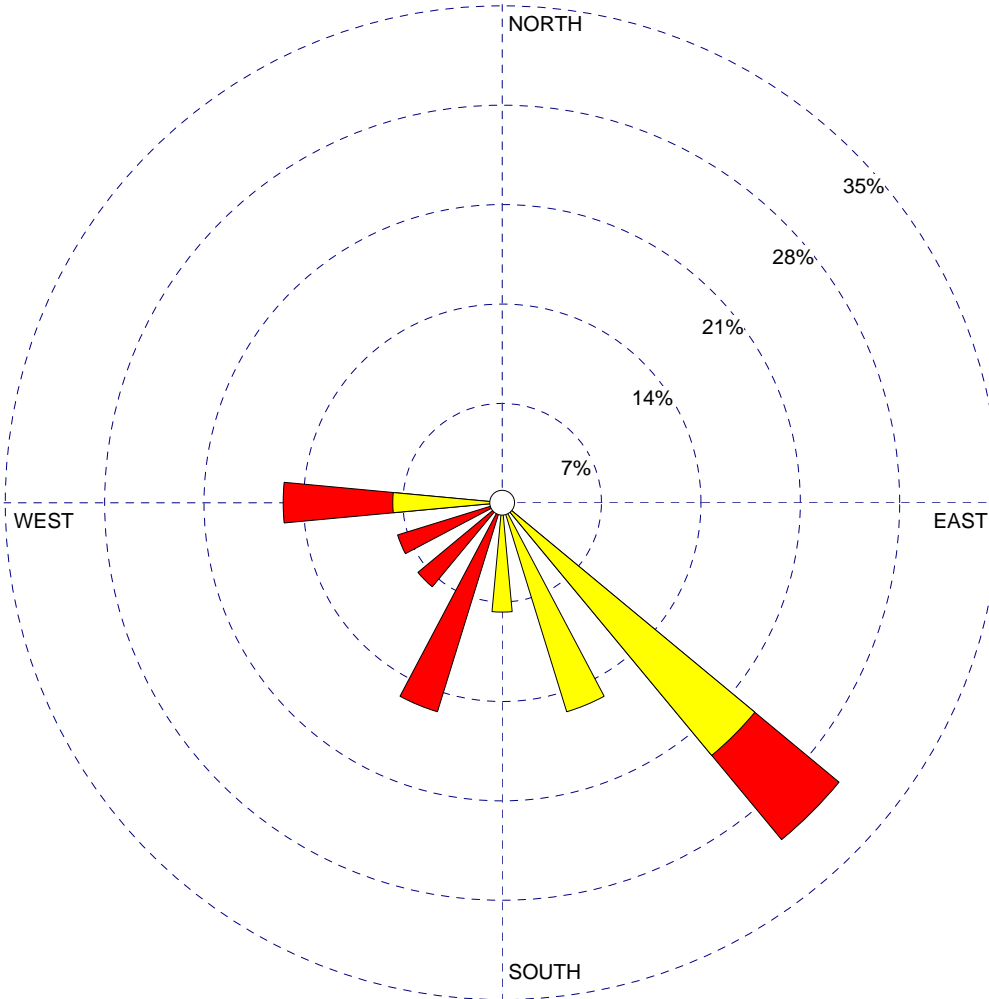
PROJECT NO.:

WIND ROSE PLOT:

**Ascon Landfill Site - IRM Met Station
Huntington Beach, California**

DISPLAY:

**Wind Speed
Direction (blowing from)**



WIND SPEED
(Knots)

- >= 18
- 14 - 18
- 9 - 13
- 5 - 8
- 3 - 5
- 0 - 2

Calms: 0.00%

COMMENTS:

8 March 2011
7:00AM to 7:00PM
Ascon Landfill Site
Huntington Beach, CA

DATA PERIOD:

**2011
Mar 8 - Mar 8
07:00 - 19:00**

COMPANY NAME:

Geosyntec Consultants

CALM WINDS:

0.00%

TOTAL COUNT:

13 hrs.

AVG. WIND SPEED:

4.55 Knots

DATE:

5/23/2011

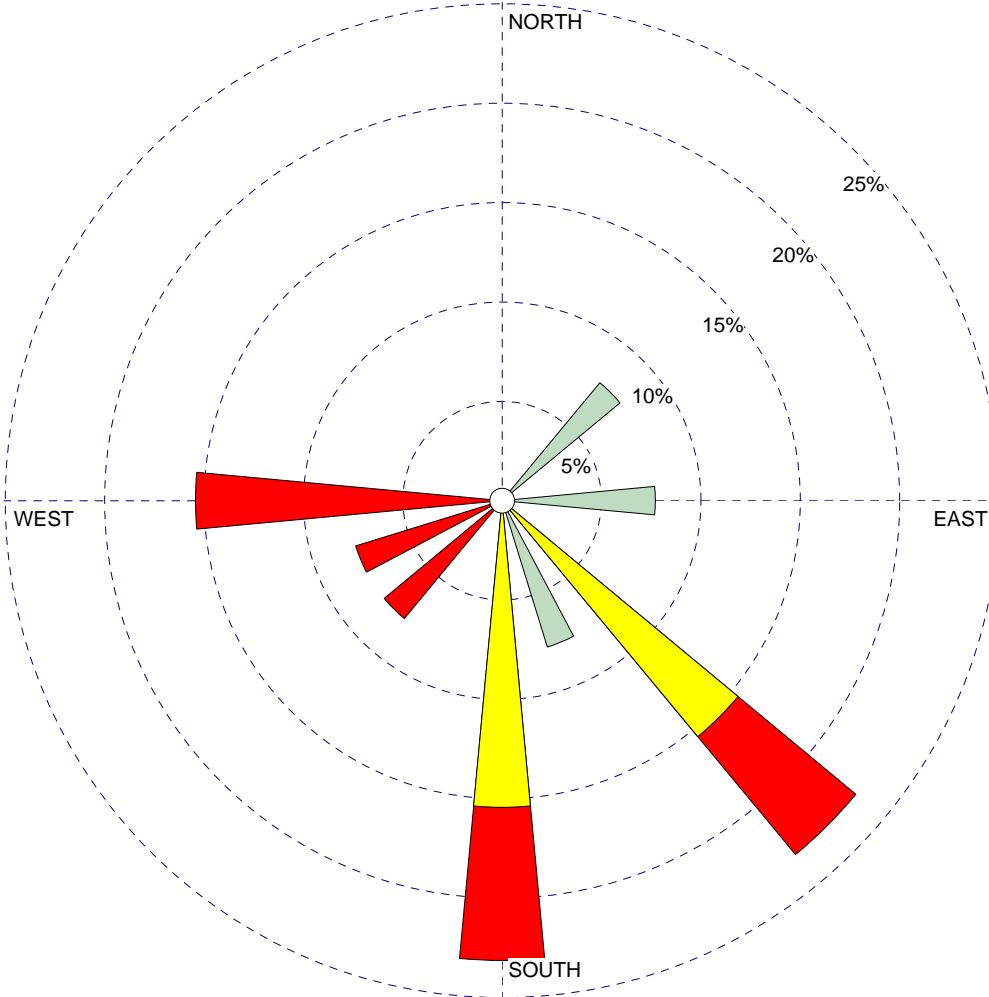
PROJECT NO.:

WIND ROSE PLOT:

**Ascon Landfill Site - IRM Met Station
Huntington Beach, California**

DISPLAY:

**Wind Speed
Direction (blowing from)**



WIND SPEED
(Knots)

- >= 18
- 14 - 18
- 9 - 13
- 5 - 8
- 3 - 5
- 0 - 2

Calms: 0.00%

COMMENTS:

9 March 2011
7:00AM to 7:00PM
Ascon Landfill Site
Huntington Beach, CA

DATA PERIOD:

**2011
Mar 9 - Mar 9
07:00 - 19:00**

COMPANY NAME:

Geosyntec Consultants

CALM WINDS:

0.00%

TOTAL COUNT:

13 hrs.

AVG. WIND SPEED:

4.26 Knots

DATE:

5/23/2011

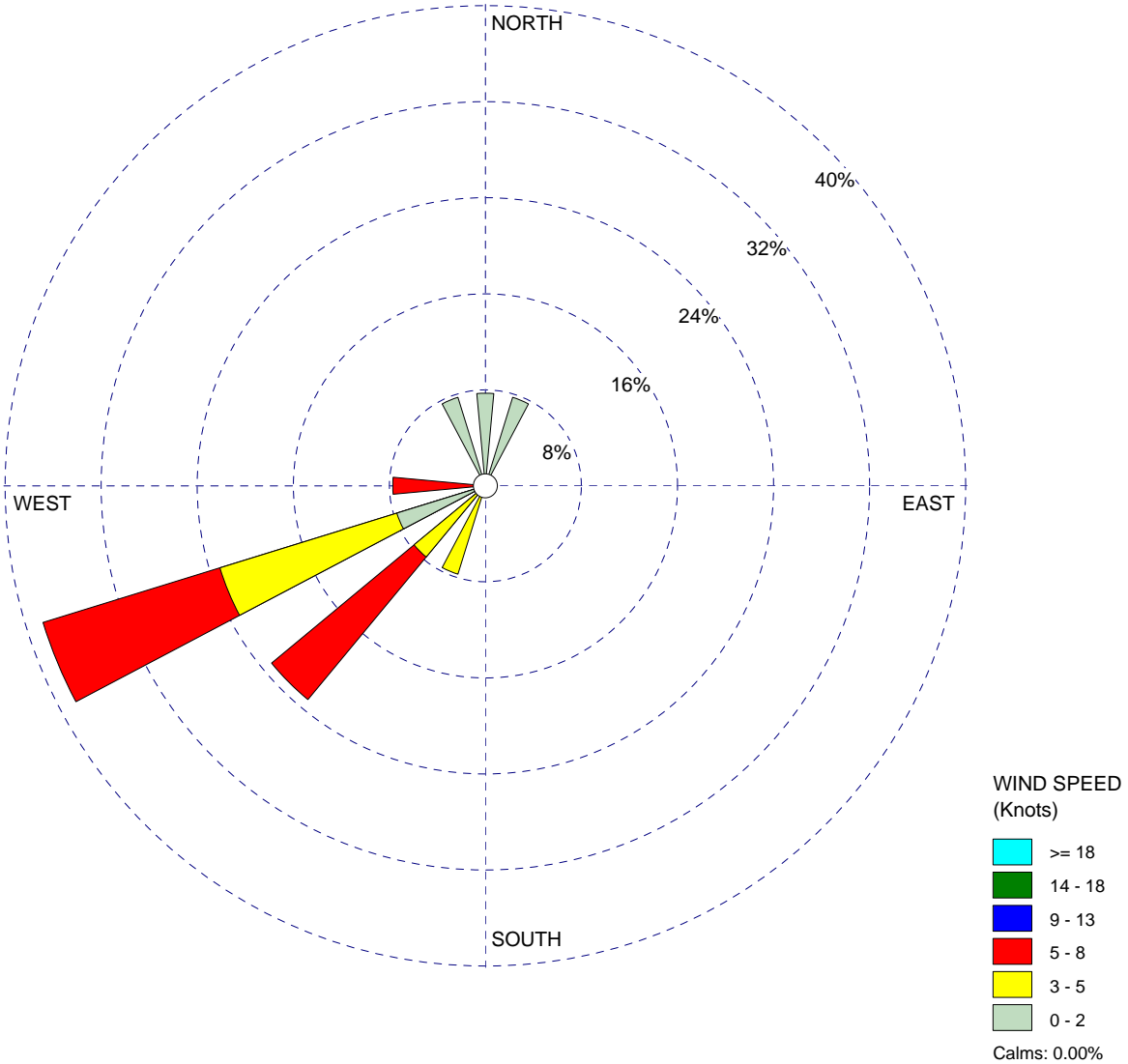
PROJECT NO.:

WIND ROSE PLOT:

**Ascon Landfill Site - IRM Met Station
Huntington Beach, California**

DISPLAY:

**Wind Speed
Direction (blowing from)**



COMMENTS:

10 March 2011
7:00AM to 7:00PM
Ascon Landfill Site
Huntington Beach, CA

DATA PERIOD:

**2011
Mar 10 - Mar 10
07:00 - 19:00**

COMPANY NAME:

Geosyntec Consultants

CALM WINDS:

0.00%

TOTAL COUNT:

13 hrs.

AVG. WIND SPEED:

3.98 Knots

DATE:

5/23/2011

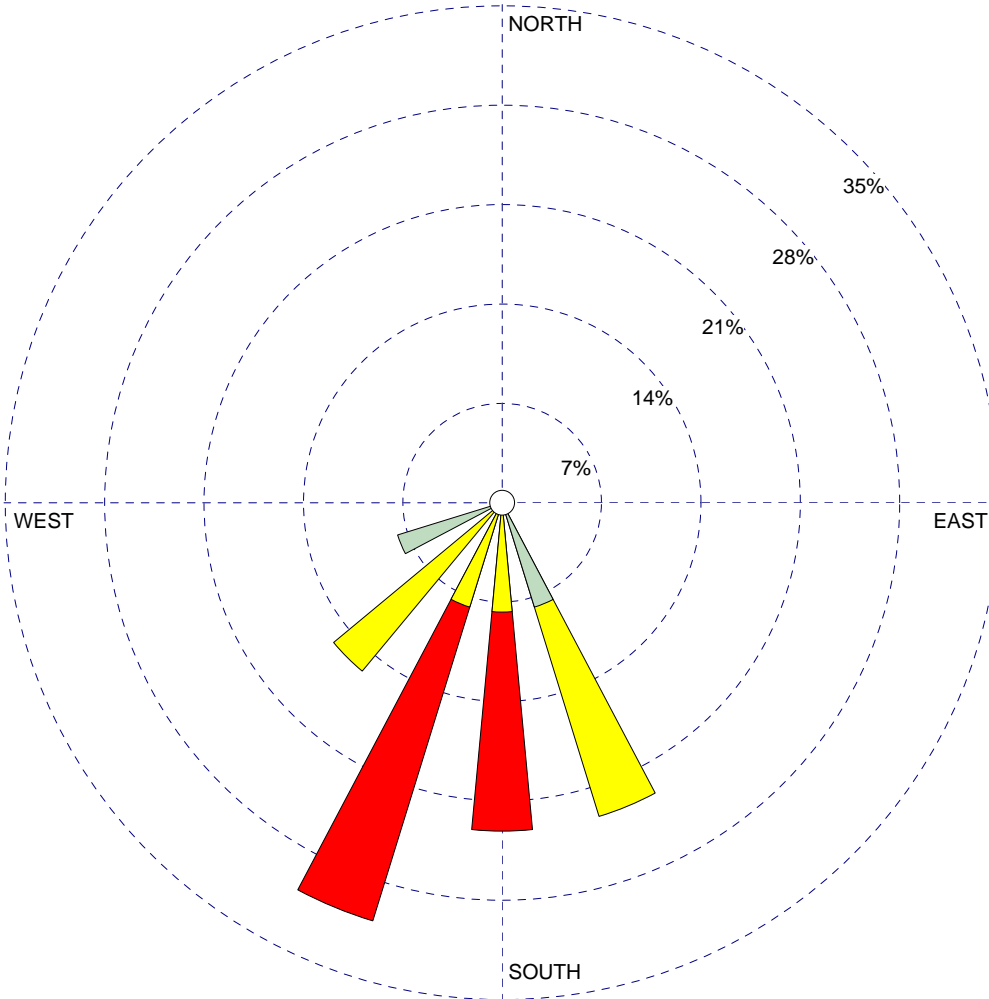
PROJECT NO.:

WIND ROSE PLOT:

**Ascon Landfill Site - IRM Met Station
Huntington Beach, California**

DISPLAY:

**Wind Speed
Direction (blowing from)**



WIND SPEED
(Knots)

- >= 18
- 14 - 18
- 9 - 13
- 5 - 8
- 3 - 5
- 0 - 2

Calms: 0.00%

COMMENTS:

11 March 2011
7:00AM to 7:00PM
Ascon Landfill Site
Huntington Beach, CA

DATA PERIOD:

**2011
Mar 11 - Mar 11
07:00 - 19:00**

COMPANY NAME:

Geosyntec Consultants

CALM WINDS:

0.00%

TOTAL COUNT:

13 hrs.

AVG. WIND SPEED:

4.26 Knots

DATE:

5/23/2011

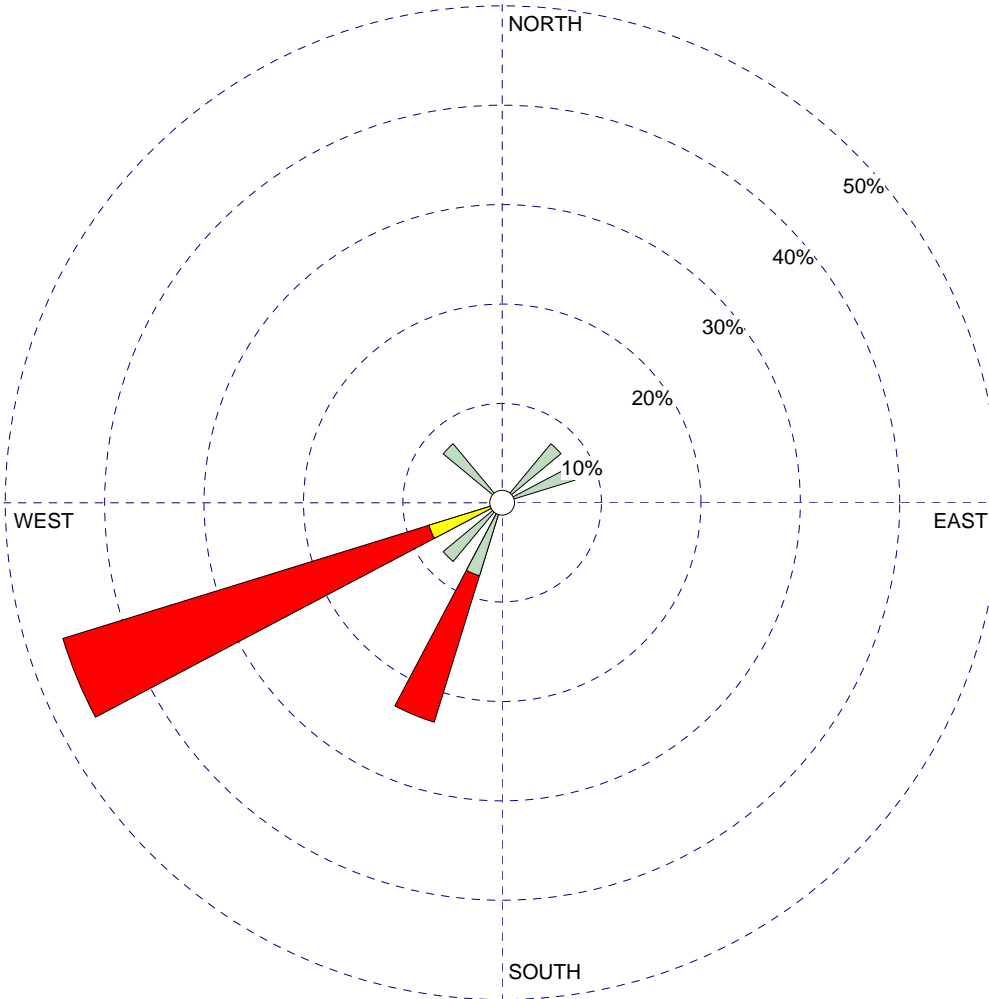
PROJECT NO.:

WIND ROSE PLOT:

**Ascon Landfill Site - IRM Met Station
Huntington Beach, California**

DISPLAY:

**Wind Speed
Direction (blowing from)**



WIND SPEED
(Knots)

- >= 18
- 14 - 18
- 9 - 13
- 5 - 8
- 3 - 5
- 0 - 2

Calms: 0.00%

COMMENTS:

14 March 2011
7:00AM to 7:00PM
Ascon Landfill Site
Huntington Beach, CA

DATA PERIOD:

**2011
Mar 14 - Mar 14
07:00 - 19:00**

COMPANY NAME:

Geosyntec Consultants

CALM WINDS:

0.00%

TOTAL COUNT:

13 hrs.

AVG. WIND SPEED:

4.13 Knots

DATE:

5/23/2011

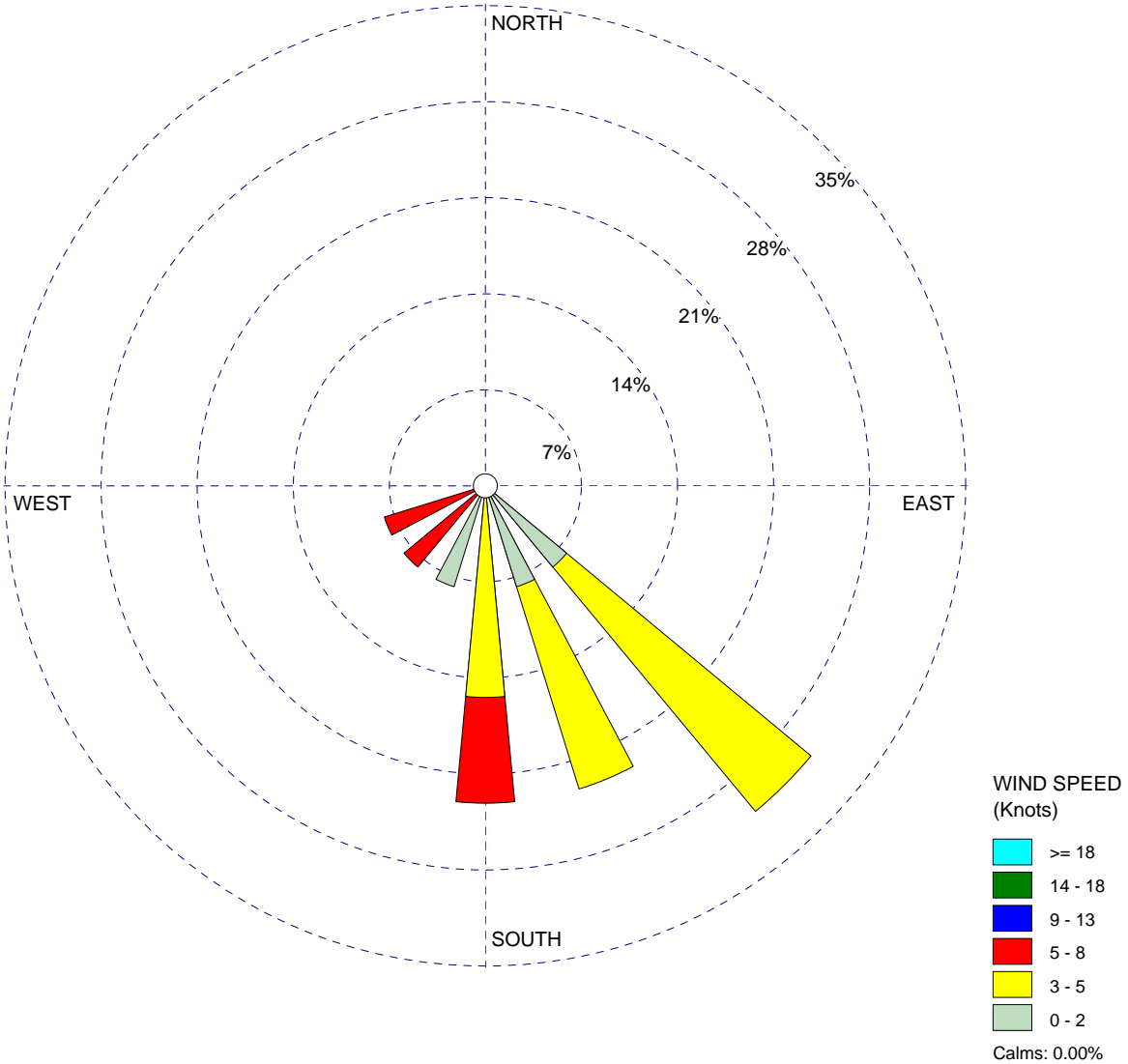
PROJECT NO.:

WIND ROSE PLOT:

**Ascon Landfill Site - IRM Met Station
Huntington Beach, California**

DISPLAY:

**Wind Speed
Direction (blowing from)**



COMMENTS:

15 March 2011
7:00AM to 7:00PM
Ascon Landfill Site
Huntington Beach, CA

DATA PERIOD:

**2011
Mar 15 - Mar 15
07:00 - 19:00**

COMPANY NAME:

Geosyntec Consultants

CALM WINDS:

0.00%

TOTAL COUNT:

13 hrs.

AVG. WIND SPEED:

4.25 Knots

DATE:

5/23/2011

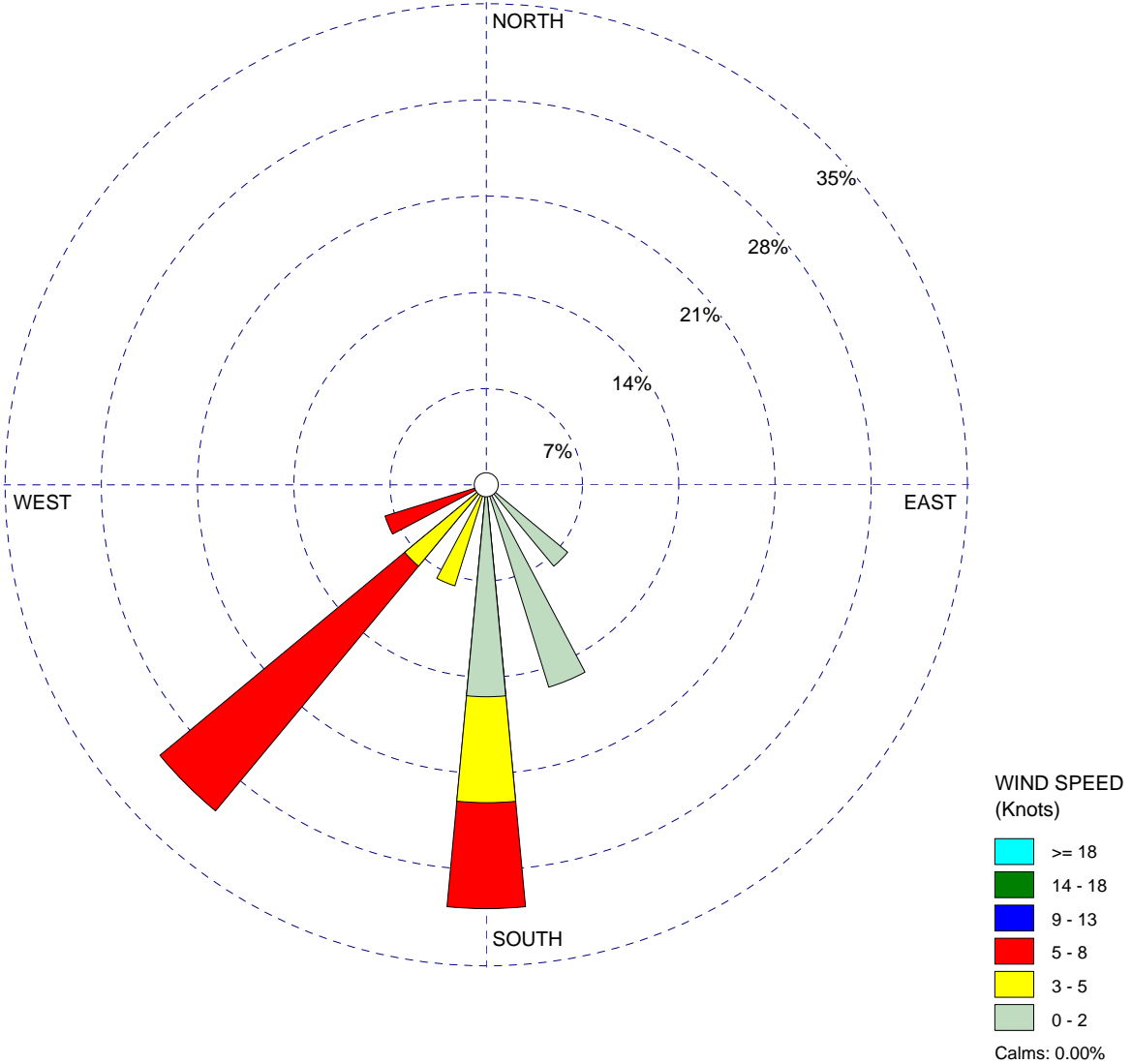
PROJECT NO.:

WIND ROSE PLOT:

**Ascon Landfill Site - IRM Met Station
Huntington Beach, California**

DISPLAY:

**Wind Speed
Direction (blowing from)**



COMMENTS:

16 March 2011
7:00AM to 7:00PM
Ascon Landfill Site
Huntington Beach, CA

DATA PERIOD:

**2011
Mar 16 - Mar 16
07:00 - 19:00**

COMPANY NAME:

Geosyntec Consultants

CALM WINDS:

0.00%

TOTAL COUNT:

13 hrs.

AVG. WIND SPEED:

3.98 Knots

DATE:

5/23/2011

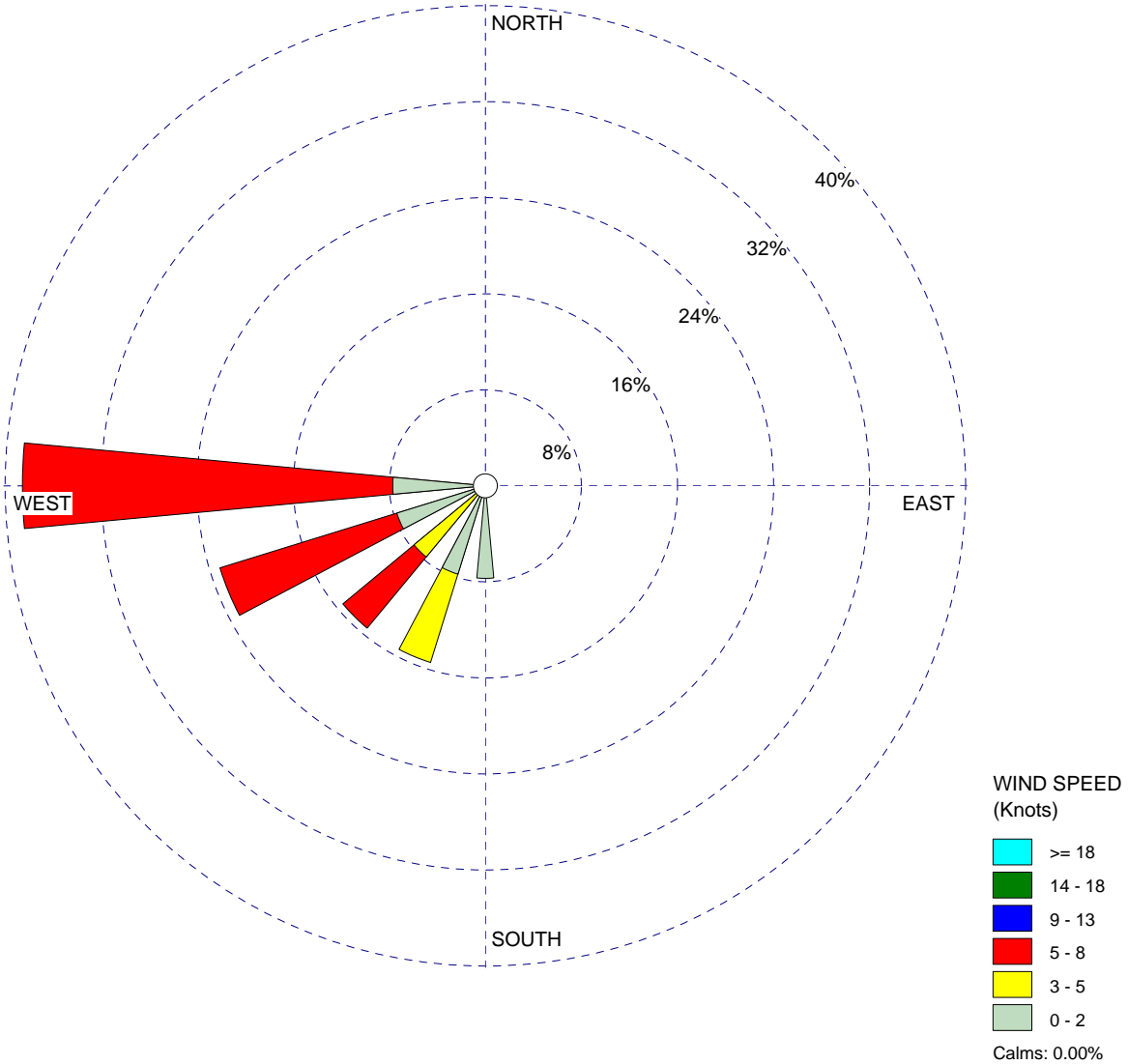
PROJECT NO.:

WIND ROSE PLOT:

**Ascon Landfill Site - IRM Met Station
Huntington Beach, California**

DISPLAY:

**Wind Speed
Direction (blowing from)**



COMMENTS:

17 March 2011
7:00AM to 7:00PM
Ascon Landfill Site
Huntington Beach, CA

DATA PERIOD:

**2011
Mar 17 - Mar 17
07:00 - 19:00**

COMPANY NAME:

Geosyntec Consultants

CALM WINDS:

0.00%

TOTAL COUNT:

13 hrs.

AVG. WIND SPEED:

4.53 Knots

DATE:

5/23/2011

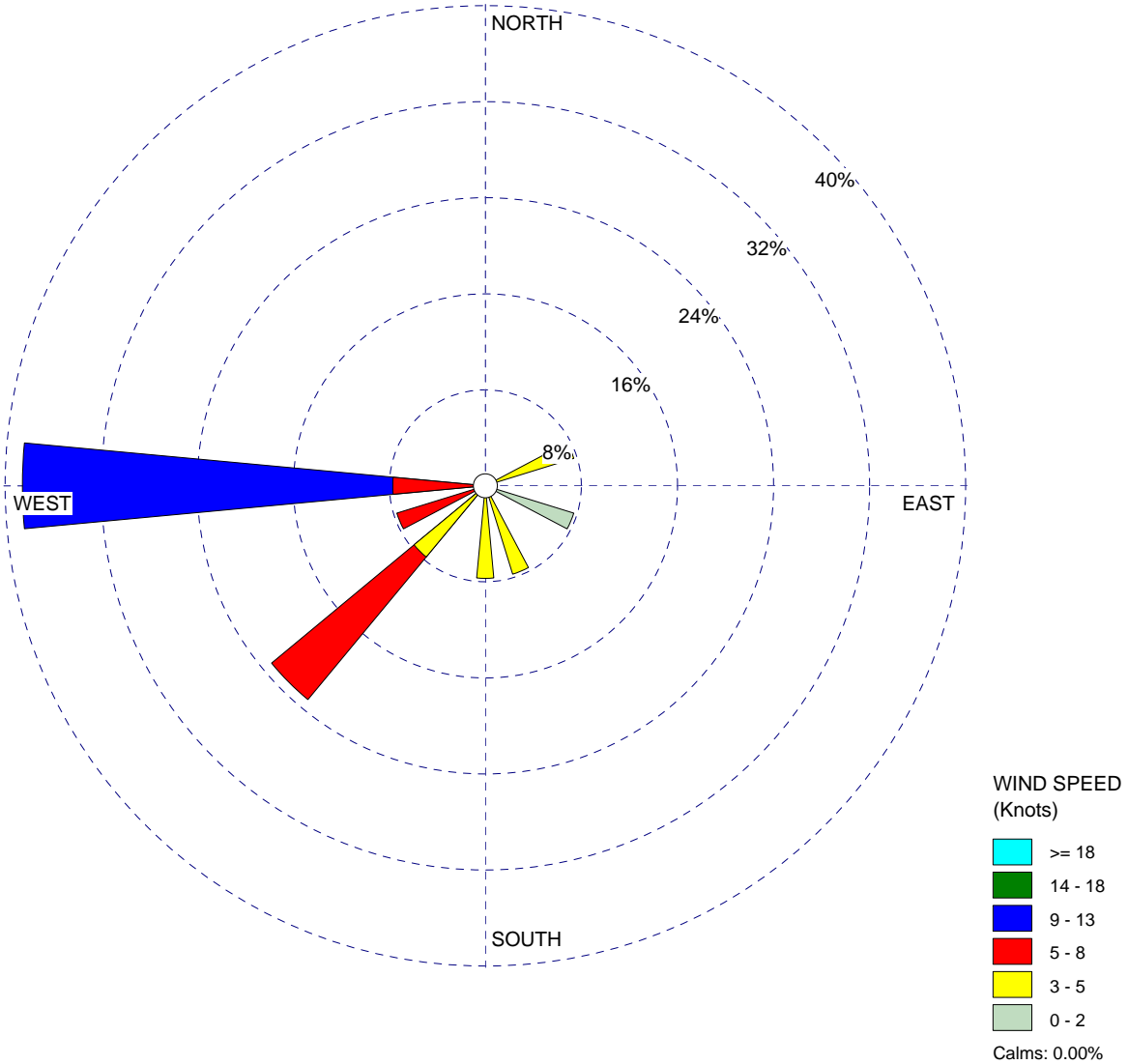
PROJECT NO.:

WIND ROSE PLOT:

**Ascon Landfill Site - IRM Met Station
Huntington Beach, California**

DISPLAY:

**Wind Speed
Direction (blowing from)**



COMMENTS:

18 March 2011
7:00AM to 7:00PM
Ascon Landfill Site
Huntington Beach, CA

DATA PERIOD:

**2011
Mar 18 - Mar 18
07:00 - 19:00**

COMPANY NAME:

Geosyntec Consultants

CALM WINDS:

0.00%

TOTAL COUNT:

13 hrs.

AVG. WIND SPEED:

6.28 Knots

DATE:

5/23/2011

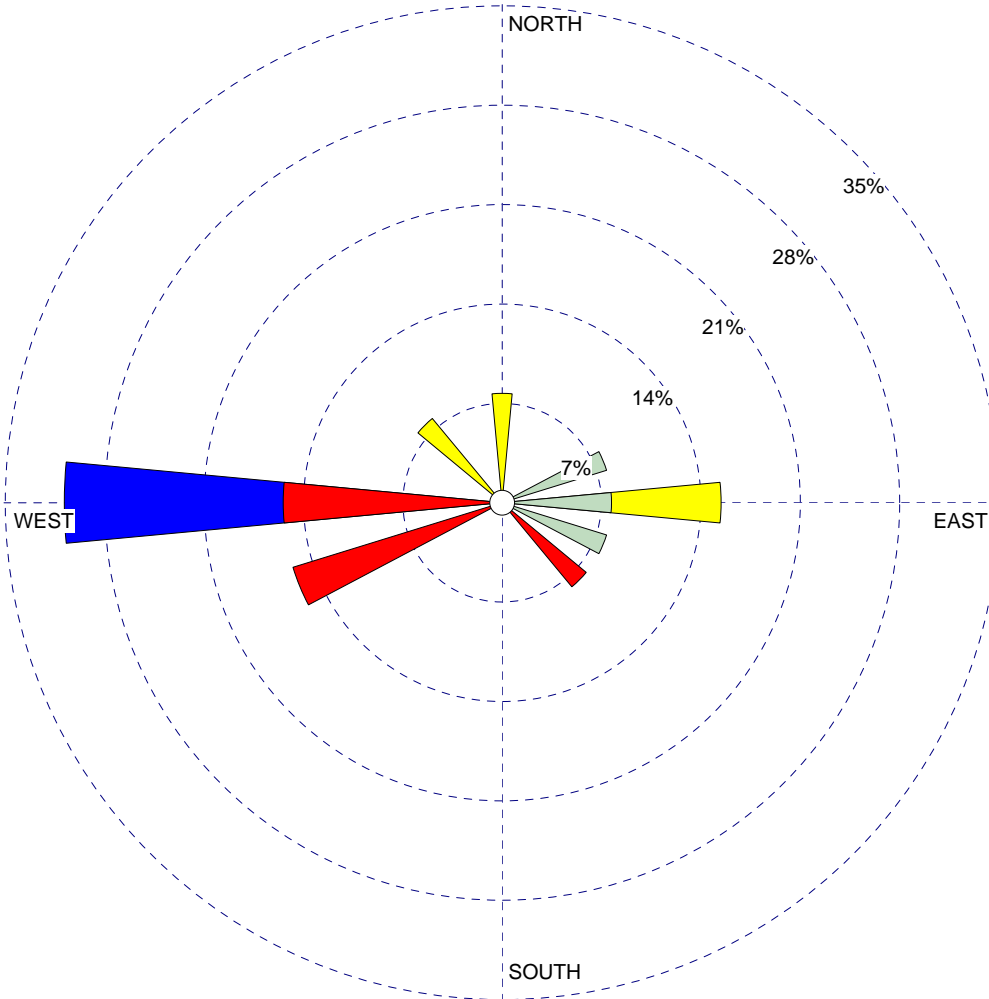
PROJECT NO.:

WIND ROSE PLOT:

**Ascon Landfill Site - IRM Met Station
Huntington Beach, California**

DISPLAY:

**Wind Speed
Direction (blowing from)**



WIND SPEED
(Knots)

- >= 18
- 14 - 18
- 9 - 13
- 5 - 8
- 3 - 5
- 0 - 2

Calms: 0.00%

COMMENTS:

21 March 2011
7:00AM to 7:00PM
Ascon Landfill Site
Huntington Beach, CA

DATA PERIOD:

**2011
Mar 21 - Mar 21
07:00 - 19:00**

COMPANY NAME:

Geosyntec Consultants

CALM WINDS:

0.00%

TOTAL COUNT:

13 hrs.

AVG. WIND SPEED:

5.40 Knots

DATE:

5/23/2011

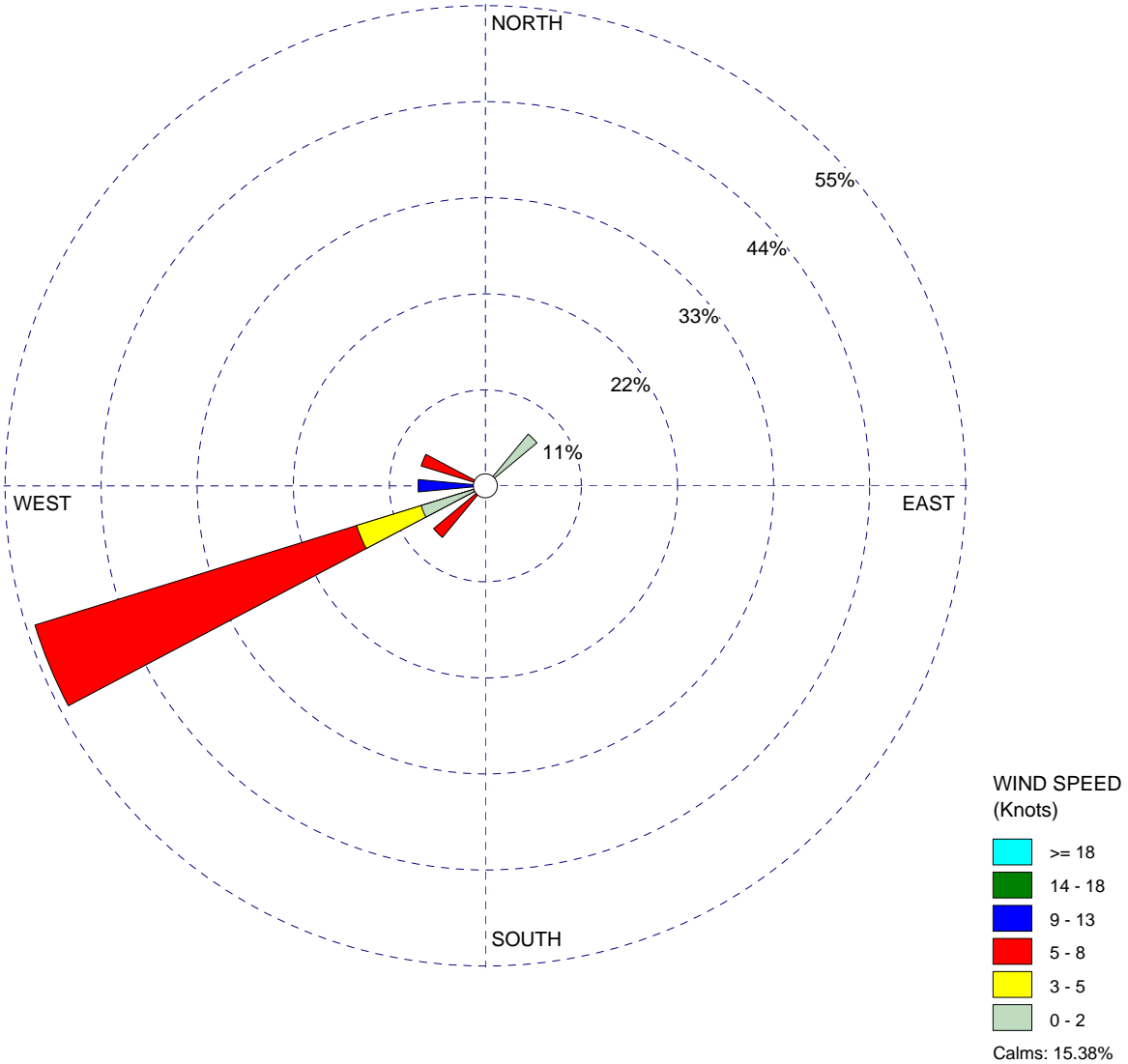
PROJECT NO.:

WIND ROSE PLOT:

**Ascon Landfill Site - IRM Met Station
Huntington Beach, California**

DISPLAY:

**Wind Speed
Direction (blowing from)**



COMMENTS:

22 March 2011
7:00AM to 7:00PM
Ascon Landfill Site
Huntington Beach, CA

DATA PERIOD:

**2011
Mar 22 - Mar 22
07:00 - 19:00**

COMPANY NAME:

Geosyntec Consultants

CALM WINDS:

15.38%

TOTAL COUNT:

13 hrs.

AVG. WIND SPEED:

5.07 Knots

DATE:

5/23/2011

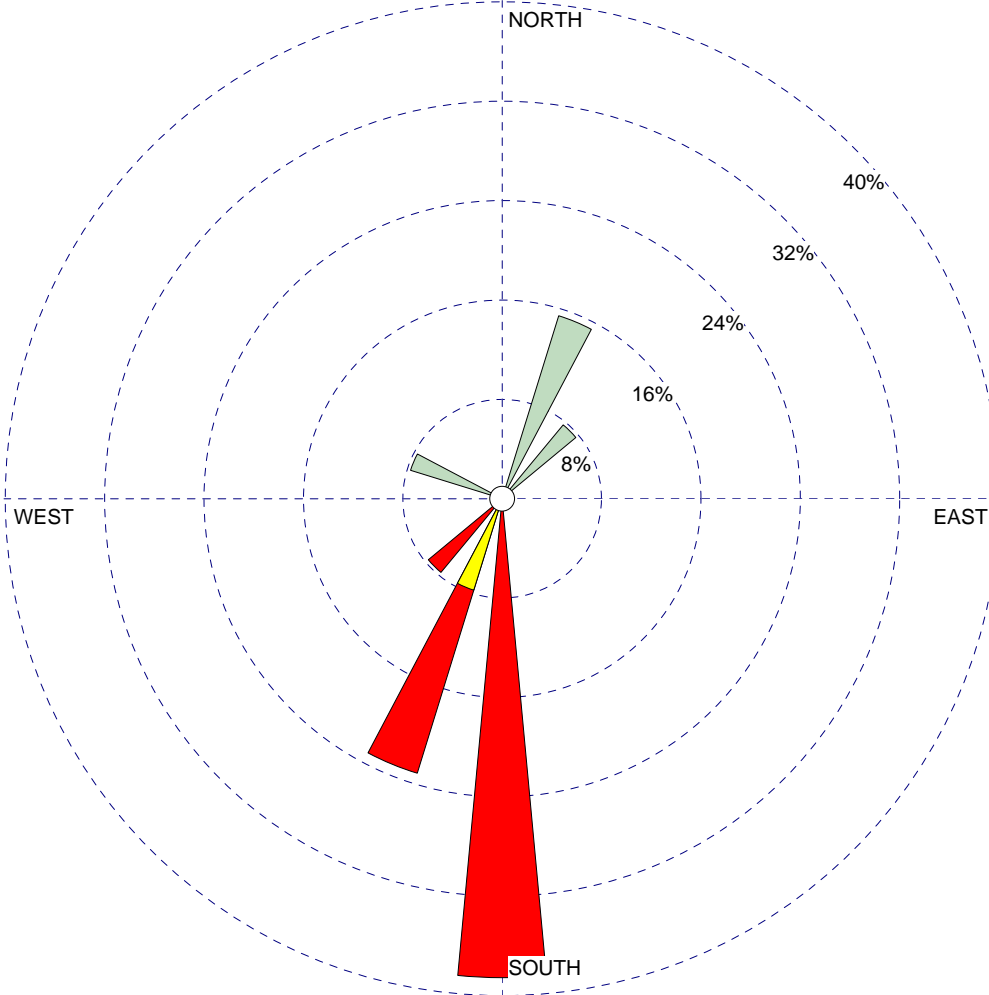
PROJECT NO.:

WIND ROSE PLOT:

**Ascon Landfill Site - IRM Met Station
Huntington Beach, California**

DISPLAY:

**Wind Speed
Direction (blowing from)**



WIND SPEED
(Knots)

- >= 18
- 14 - 18
- 9 - 13
- 5 - 8
- 3 - 5
- 0 - 2

Calms: 0.00%

COMMENTS:

23 March 2011
7:00AM to 7:00PM
Ascon Landfill Site
Huntington Beach, CA

DATA PERIOD:

**2011
Mar 23 - Mar 23
07:00 - 19:00**

COMPANY NAME:

Geosyntec Consultants

CALM WINDS:

0.00%

TOTAL COUNT:

13 hrs.

AVG. WIND SPEED:

4.59 Knots

DATE:

5/23/2011

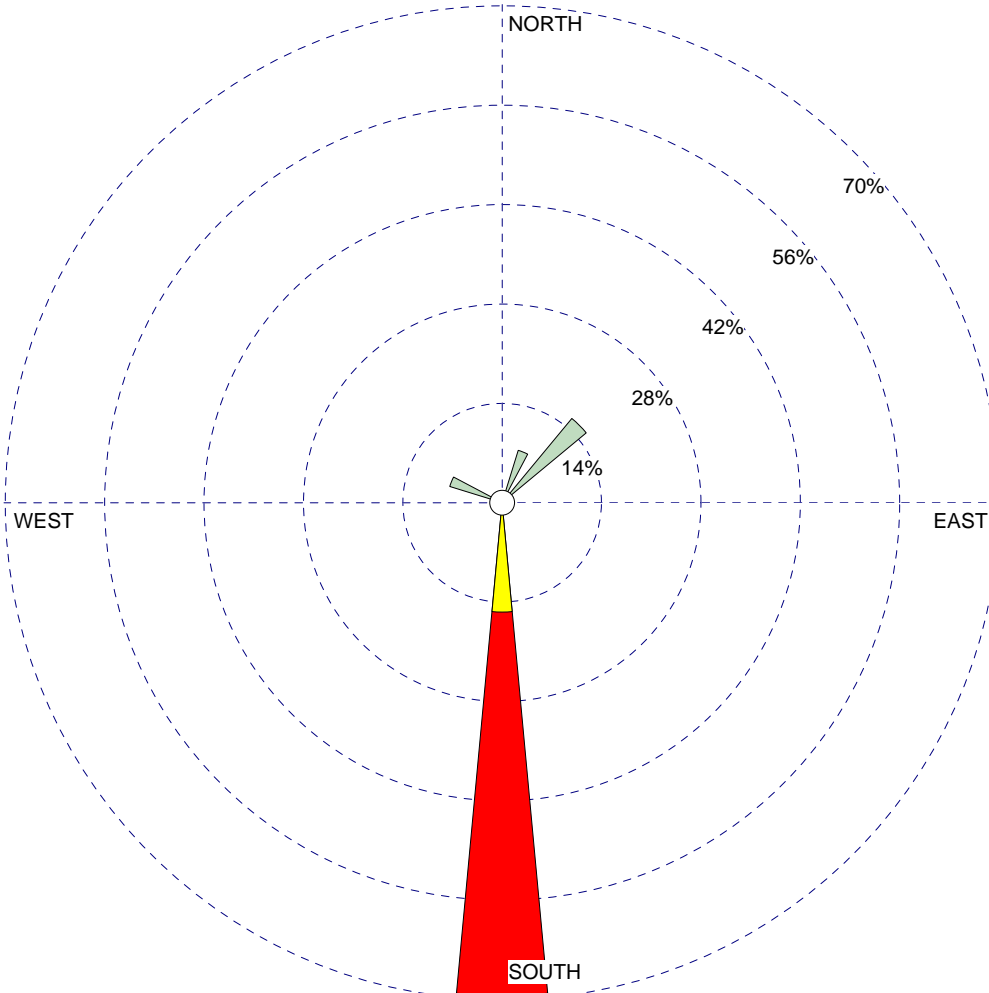
PROJECT NO.:

WIND ROSE PLOT:

**Ascon Landfill Site - IRM Met Station
Huntington Beach, California**

DISPLAY:

**Wind Speed
Direction (blowing from)**



WIND SPEED
(Knots)

- >= 18
- 14 - 18
- 9 - 13
- 5 - 8
- 3 - 5
- 0 - 2

Calms: 0.00%

COMMENTS:

24 March 2011
7:00AM to 7:00PM
Ascon Landfill Site
Huntington Beach, CA

DATA PERIOD:

**2011
Mar 24 - Mar 24
07:00 - 19:00**

COMPANY NAME:

Geosyntec Consultants

CALM WINDS:

0.00%

TOTAL COUNT:

13 hrs.

AVG. WIND SPEED:

4.53 Knots

DATE:

5/23/2011

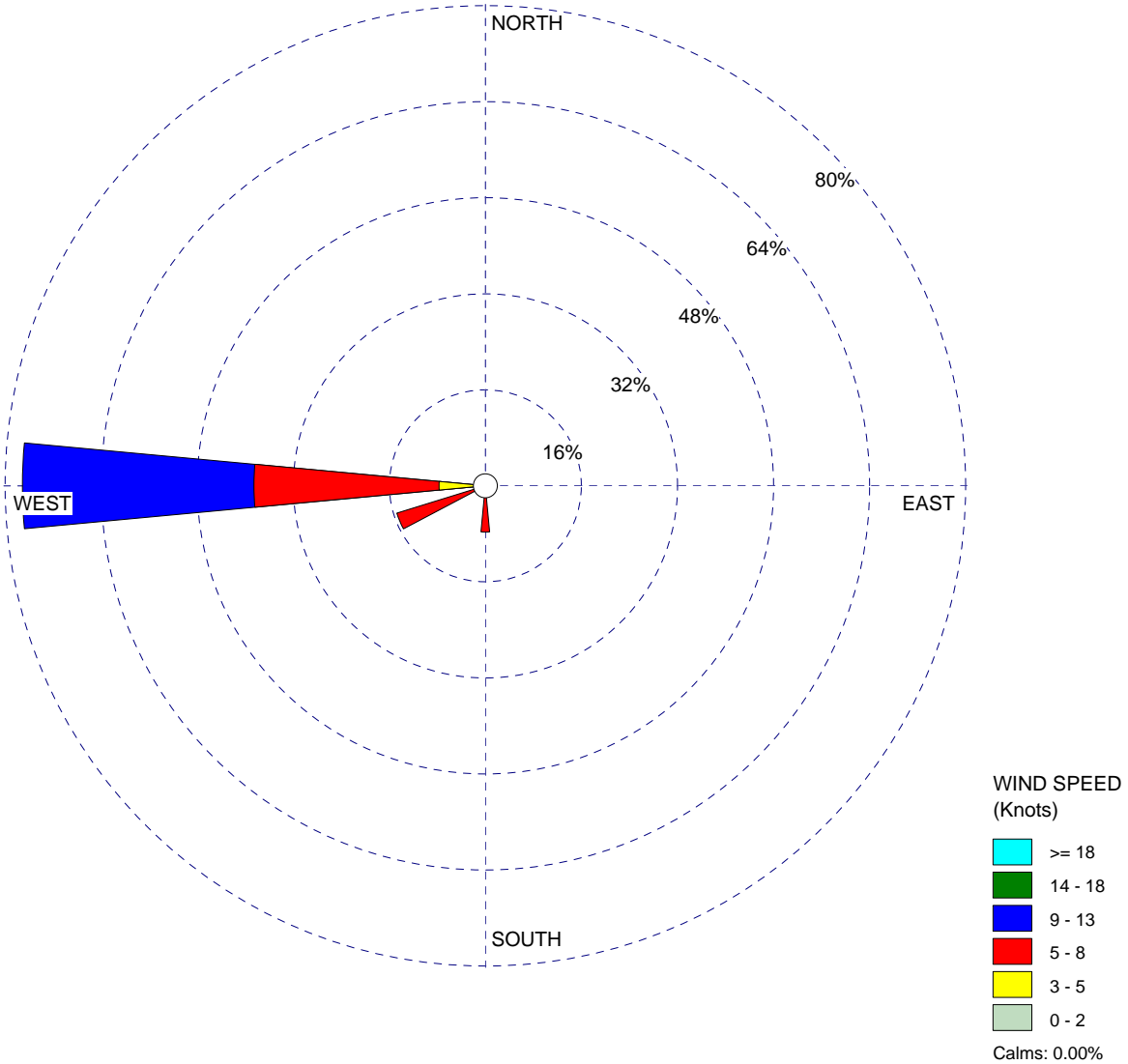
PROJECT NO.:

WIND ROSE PLOT:

**Ascon Landfill Site - IRM Met Station
Huntington Beach, California**

DISPLAY:

**Wind Speed
Direction (blowing from)**



COMMENTS:

25 March 2011
7:00AM to 7:00PM
Ascon Landfill Site
Huntington Beach, CA

DATA PERIOD:

**2011
Mar 25 - Mar 25
07:00 - 19:00**

COMPANY NAME:

Geosyntec Consultants

CALM WINDS:

0.00%

TOTAL COUNT:

13 hrs.

AVG. WIND SPEED:

7.54 Knots

DATE:

5/23/2011

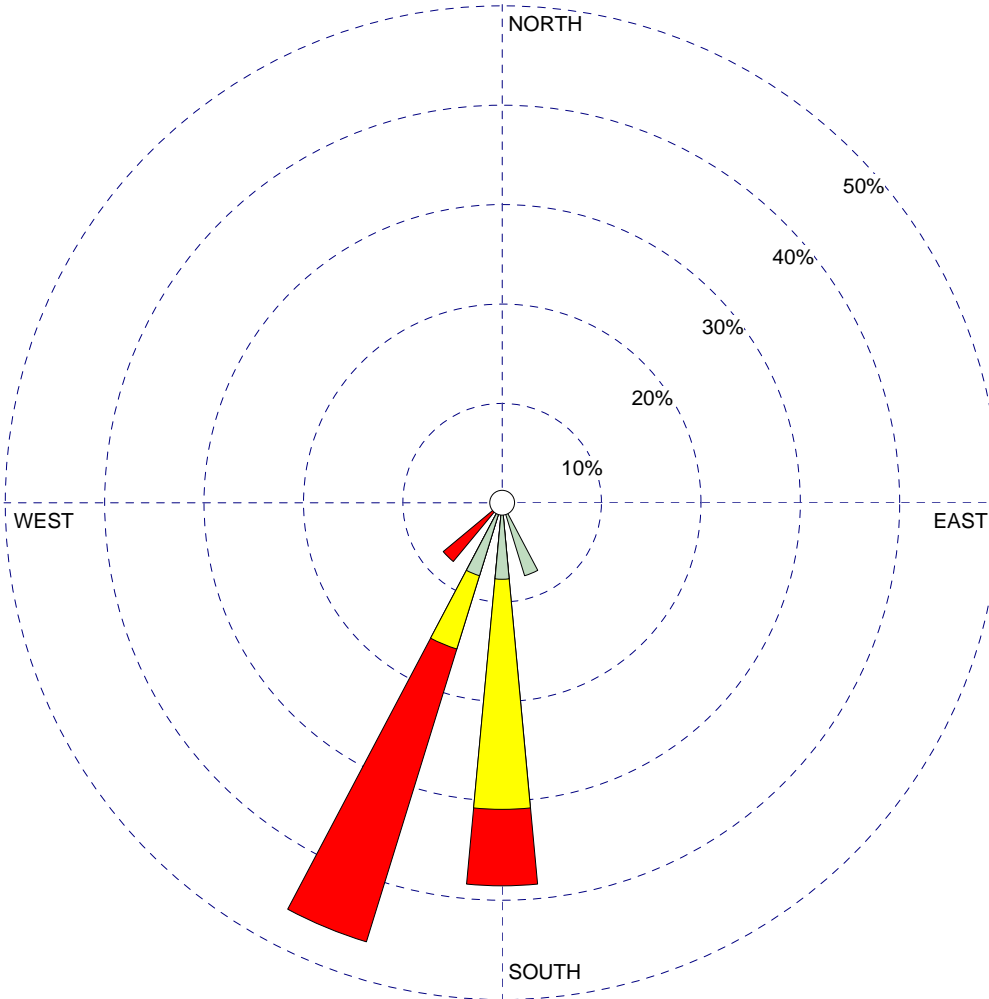
PROJECT NO.:

WIND ROSE PLOT:

**Ascon Landfill Site - IRM Met Station
Huntington Beach, California**

DISPLAY:

**Wind Speed
Direction (blowing from)**



WIND SPEED
(Knots)

- >= 18
- 14 - 18
- 9 - 13
- 5 - 8
- 3 - 5
- 0 - 2

Calms: 0.00%

COMMENTS:

28 March 2011
7:00AM to 7:00PM
Ascon Landfill Site
Huntington Beach, CA

DATA PERIOD:

**2011
Mar 28 - Mar 28
07:00 - 19:00**

COMPANY NAME:

Geosyntec Consultants

CALM WINDS:

0.00%

TOTAL COUNT:

13 hrs.

AVG. WIND SPEED:

4.47 Knots

DATE:

5/23/2011

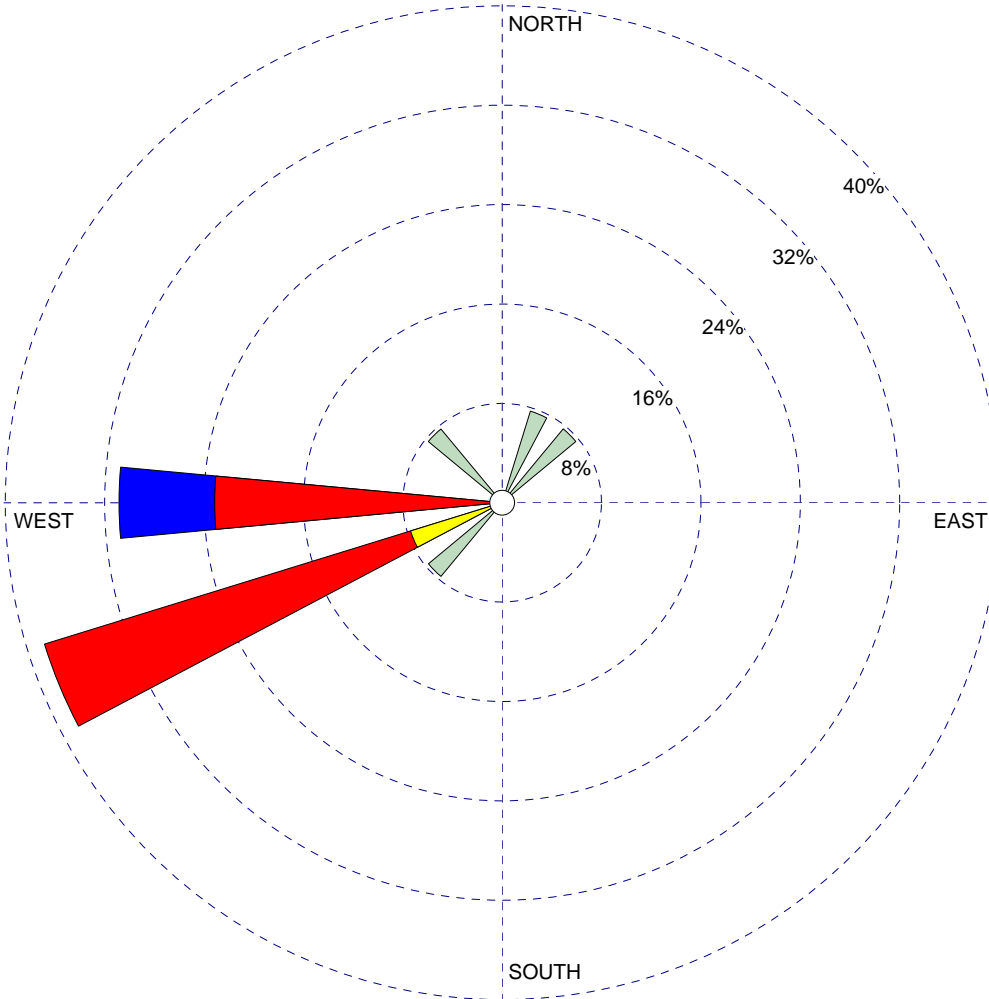
PROJECT NO.:

WIND ROSE PLOT:

**Ascon Landfill Site - IRM Met Station
Huntington Beach, California**

DISPLAY:

**Wind Speed
Direction (blowing from)**



WIND SPEED
(Knots)

- >= 18
- 14 - 18
- 9 - 13
- 5 - 8
- 3 - 5
- 0 - 2

Calms: 0.00%

COMMENTS:

29 March 2011
7:00AM to 7:00PM
Ascon Landfill Site
Huntington Beach, CA

DATA PERIOD:

**2011
Mar 29 - Mar 29
07:00 - 19:00**

COMPANY NAME:

Geosyntec Consultants

CALM WINDS:

0.00%

TOTAL COUNT:

13 hrs.

AVG. WIND SPEED:

5.32 Knots

DATE:

5/23/2011

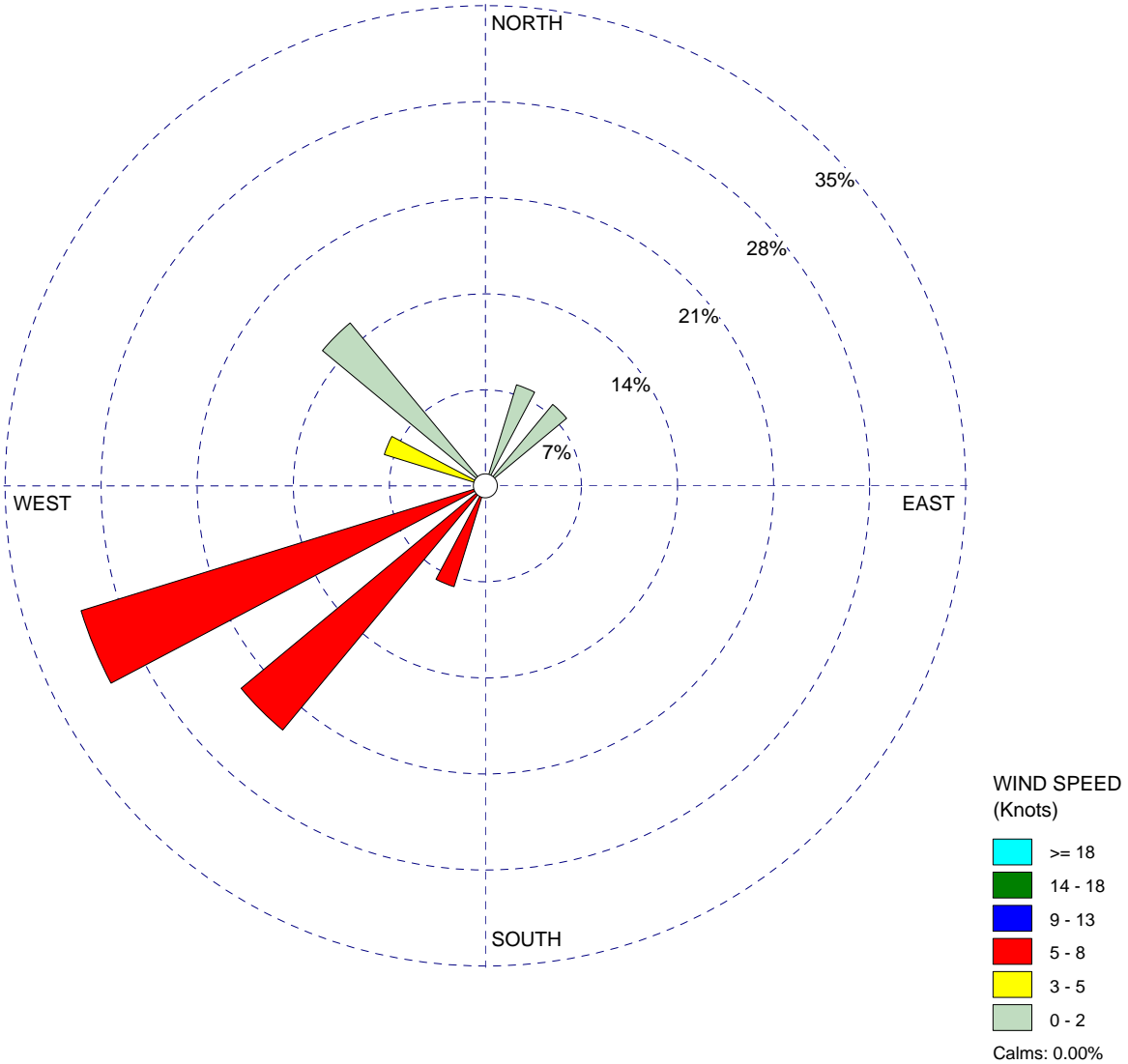
PROJECT NO.:

WIND ROSE PLOT:

**Ascon Landfill Site - IRM Met Station
Huntington Beach, California**

DISPLAY:

**Wind Speed
Direction (blowing from)**



COMMENTS:

30 March 2011
7:00AM to 7:00PM
Ascon Landfill Site
Huntington Beach, CA

DATA PERIOD:

**2011
Mar 30 - Mar 30
07:00 - 19:00**

COMPANY NAME:

Geosyntec Consultants

CALM WINDS:

0.00%

TOTAL COUNT:

13 hrs.

AVG. WIND SPEED:

4.40 Knots

DATE:

5/23/2011

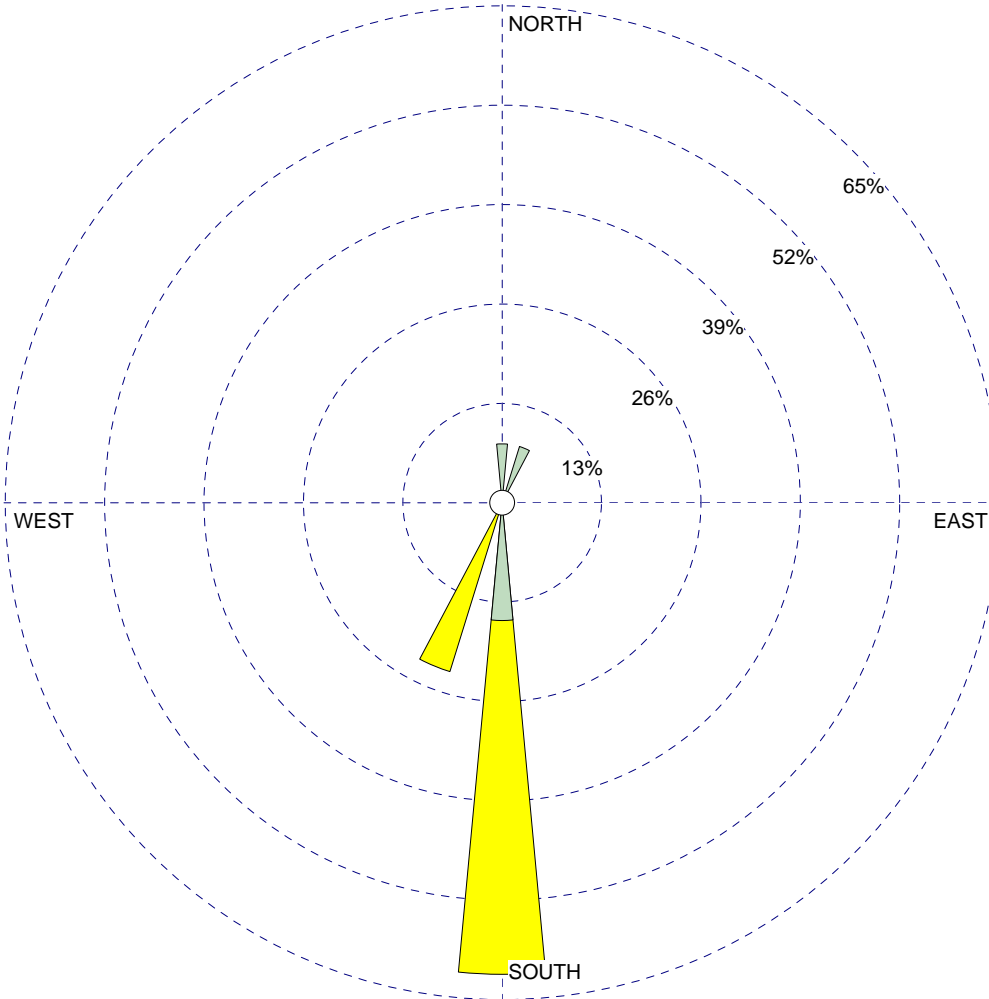
PROJECT NO.:

WIND ROSE PLOT:

**Ascon Landfill Site - IRM Met Station
Huntington Beach, California**

DISPLAY:

**Wind Speed
Direction (blowing from)**



WIND SPEED
(Knots)

- >= 18
- 14 - 18
- 9 - 13
- 5 - 8
- 3 - 5
- 0 - 2

Calms: 0.00%

COMMENTS:

31 March 2011
7:00AM to 7:00PM
Ascon Landfill Site
Huntington Beach, CA

DATA PERIOD:

**2011
Mar 31 - Mar 31
07:00 - 19:00**

COMPANY NAME:

Geosyntec Consultants

CALM WINDS:

0.00%

TOTAL COUNT:

13 hrs.

AVG. WIND SPEED:

3.23 Knots

DATE:

5/23/2011

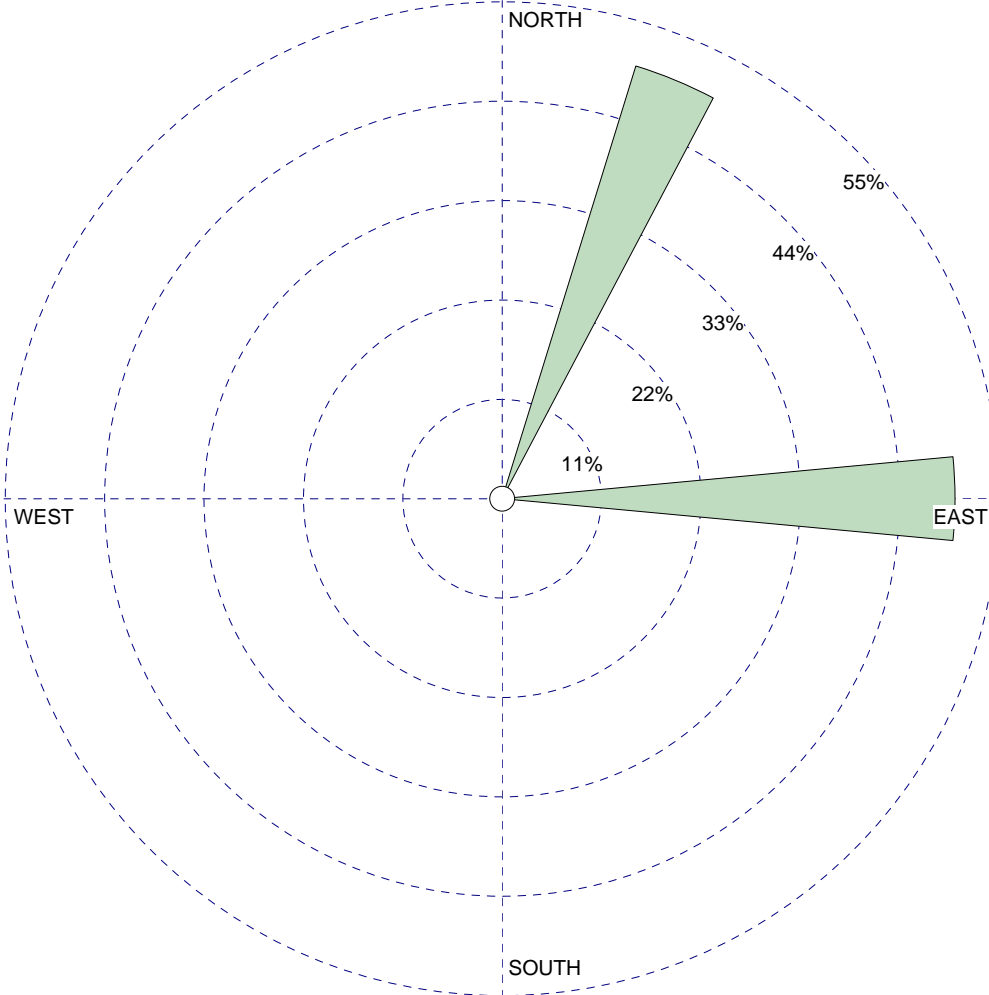
PROJECT NO.:

WIND ROSE PLOT:

**Ascon Landfill Site - IRM Met Station
Huntington Beach, California**

DISPLAY:

**Wind Speed
Direction (blowing from)**



WIND SPEED
(Knots)

- >= 18
- 14 - 18
- 9 - 13
- 5 - 8
- 3 - 5
- 0 - 2

Calms: 0.00%

COMMENTS:

1 April 2011
7:00AM to 9:00AM
Ascon Landfill Site
Huntington Beach, CA

DATA PERIOD:

**2011
Apr 1 - Apr 1
07:00 - 19:00**

COMPANY NAME:

Geosyntec Consultants

CALM WINDS:

0.00%

TOTAL COUNT:

2 hrs.

AVG. WIND SPEED:

1.75 Knots

DATE:

5/23/2011

PROJECT NO.: