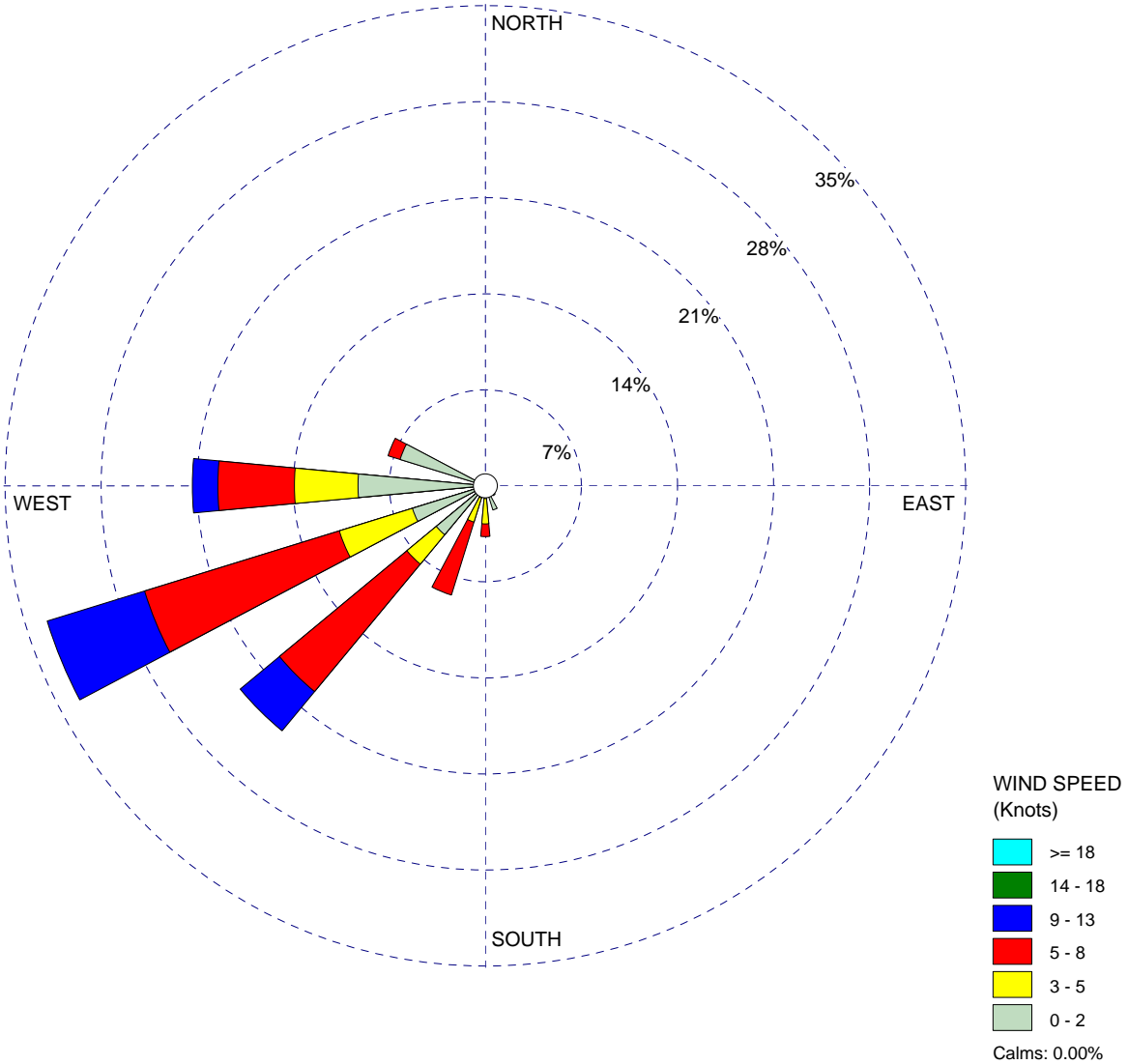


WIND ROSE PLOT:

**Ascon Landfill Site - IRM Met Station
Huntington Beach, California**

DISPLAY:

**Wind Speed
Direction (blowing from)**



COMMENTS:

Weekly Windrose
26 July 12:00AM through
30 July 11:00PM, 2010
Ascon Landfill Site
Huntington Beach, CA

DATA PERIOD:

**2010
Jul 26 - Jul 30
00:00 - 23:00**

COMPANY NAME:

Geosyntec Consultants

CALM WINDS:

0.00%

TOTAL COUNT:

108 hrs.

AVG. WIND SPEED:

4.98 Knots

DATE:

5/24/2011

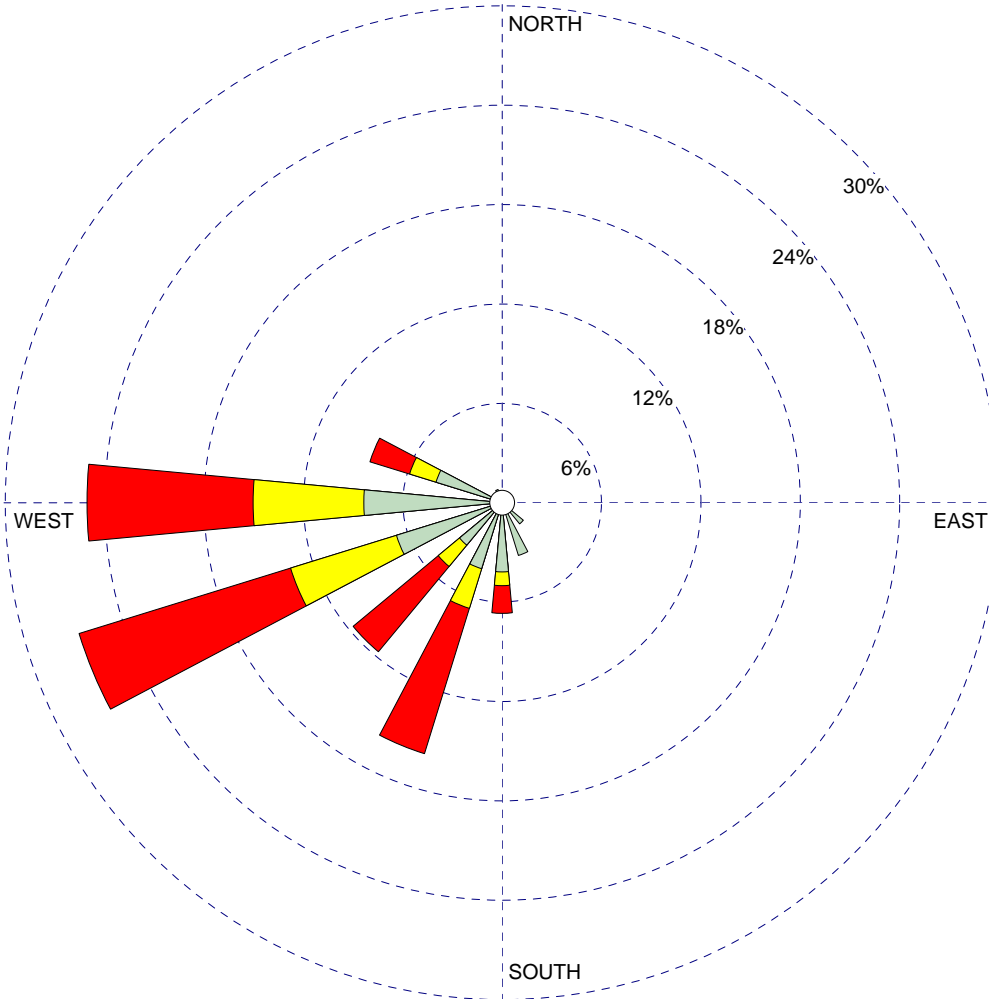
PROJECT NO.:

WIND ROSE PLOT:

**Ascon Landfill Site - IRM Met Station
Huntington Beach, California**

DISPLAY:

**Wind Speed
Direction (blowing from)**



WIND SPEED
(Knots)

- >= 18
- 14 - 18
- 9 - 13
- 5 - 8
- 3 - 5
- 0 - 2

Calms: 0.00%

COMMENTS:

Weekly Windrose
2 August 12:00AM through
6 August 11:00PM, 2010
Ascon Landfill Site
Huntington Beach, CA

DATA PERIOD:

**2010
Aug 2 - Aug 6
00:00 - 23:00**

COMPANY NAME:

Geosyntec Consultants

CALM WINDS:

0.00%

TOTAL COUNT:

120 hrs.

AVG. WIND SPEED:

4.15 Knots

DATE:

5/24/2011

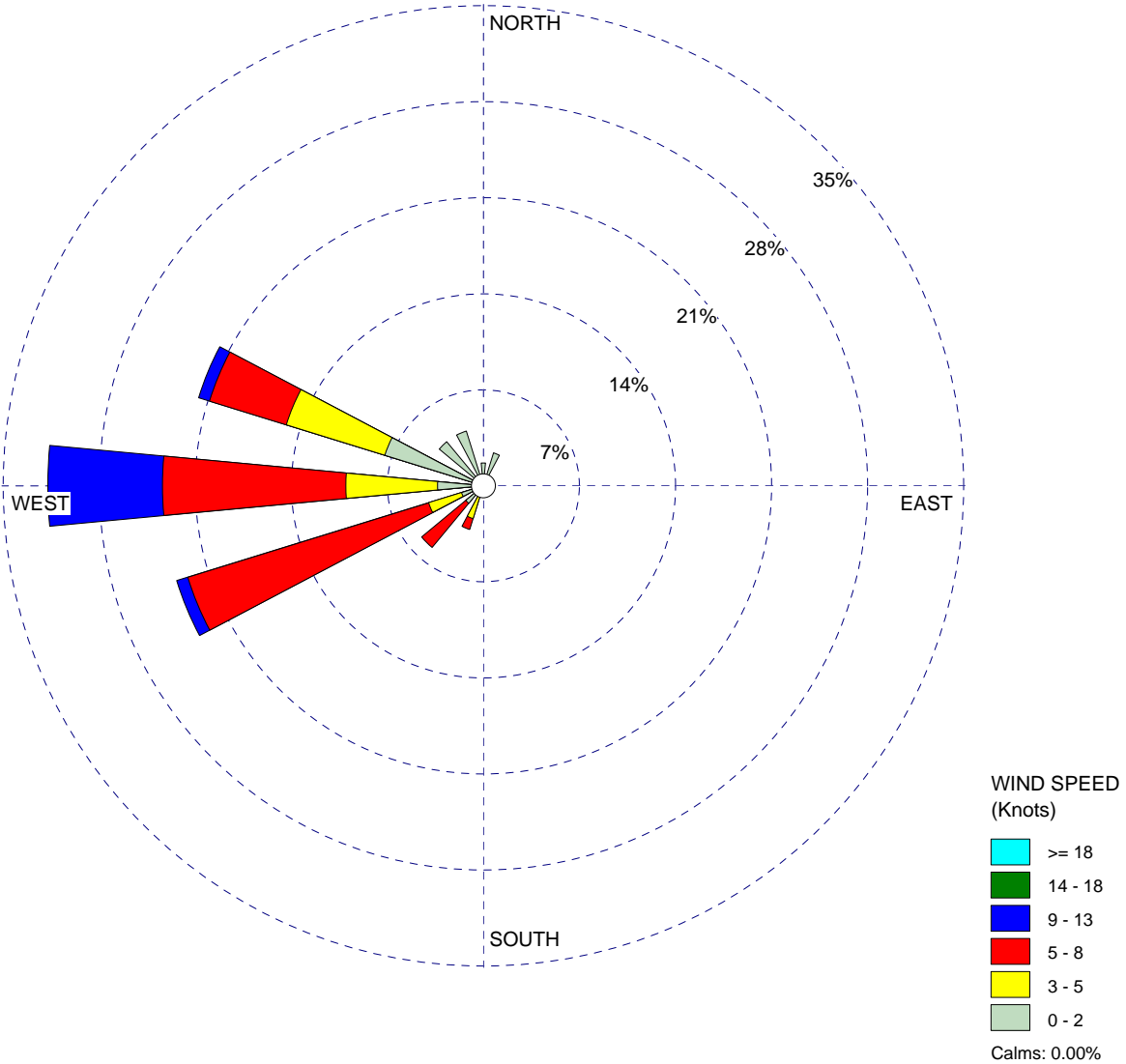
PROJECT NO.:

WIND ROSE PLOT:

**Ascon Landfill Site - IRM Met Station
Huntington Beach, California**

DISPLAY:

**Wind Speed
Direction (blowing from)**



COMMENTS:

Weekly Windrose
9 August 12:00AM through
13 August 11:00PM, 2010
Ascon Landfill Site
Huntington Beach, CA

DATA PERIOD:

**2010
Aug 9 - Aug 13
00:00 - 23:00**

COMPANY NAME:

Geosyntec Consultants

CALM WINDS:

0.00%

TOTAL COUNT:

120 hrs.

AVG. WIND SPEED:

4.97 Knots

DATE:

5/24/2011

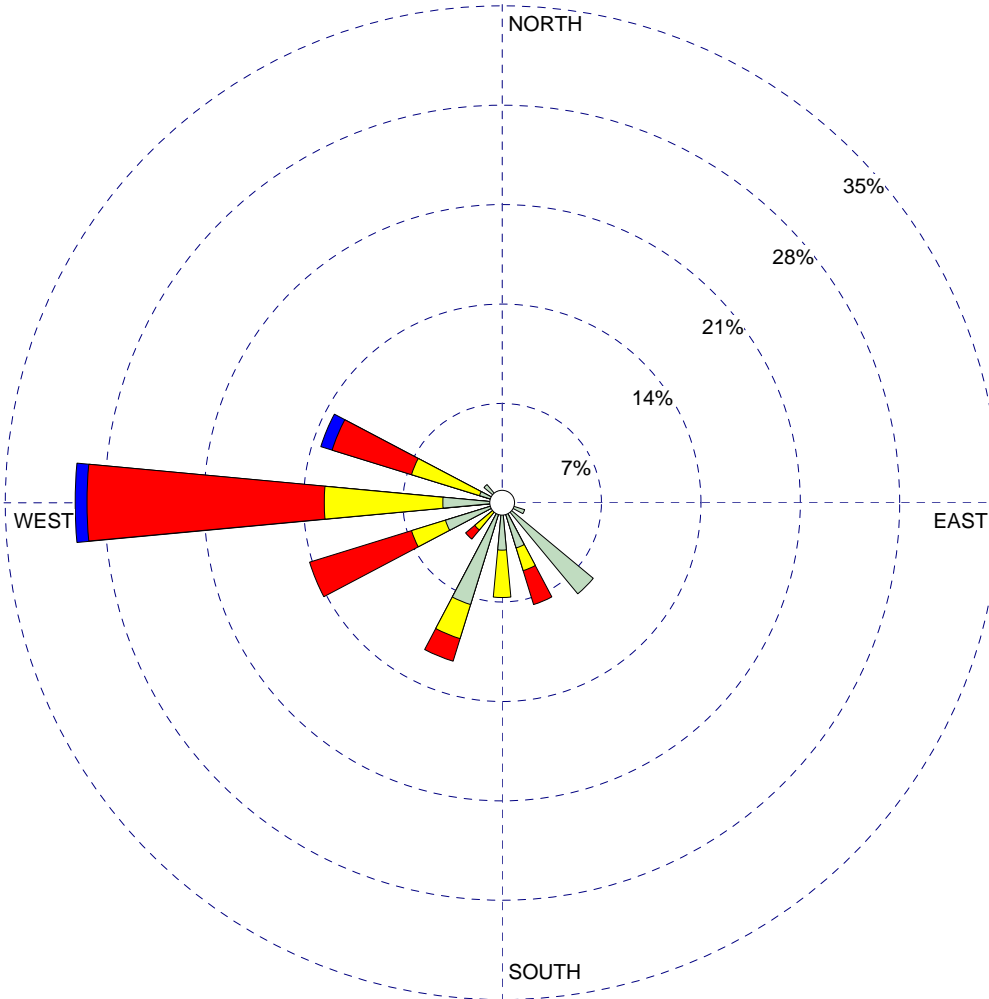
PROJECT NO.:

WIND ROSE PLOT:

**Ascon Landfill Site - IRM Met Station
Huntington Beach, California**

DISPLAY:

**Wind Speed
Direction (blowing from)**



WIND SPEED
(Knots)

- >= 18
- 14 - 18
- 9 - 13
- 5 - 8
- 3 - 5
- 0 - 2

Calms: 0.00%

COMMENTS:

Weekly Windrose
16 August 12:00AM through
20 August 11:00PM, 2010
Ascon Landfill Site
Huntington Beach, CA

DATA PERIOD:

**2010
Aug 16 - Aug 20
00:00 - 23:00**

COMPANY NAME:

Geosyntec Consultants

CALM WINDS:

0.00%

TOTAL COUNT:

120 hrs.

AVG. WIND SPEED:

3.96 Knots

DATE:

5/24/2011

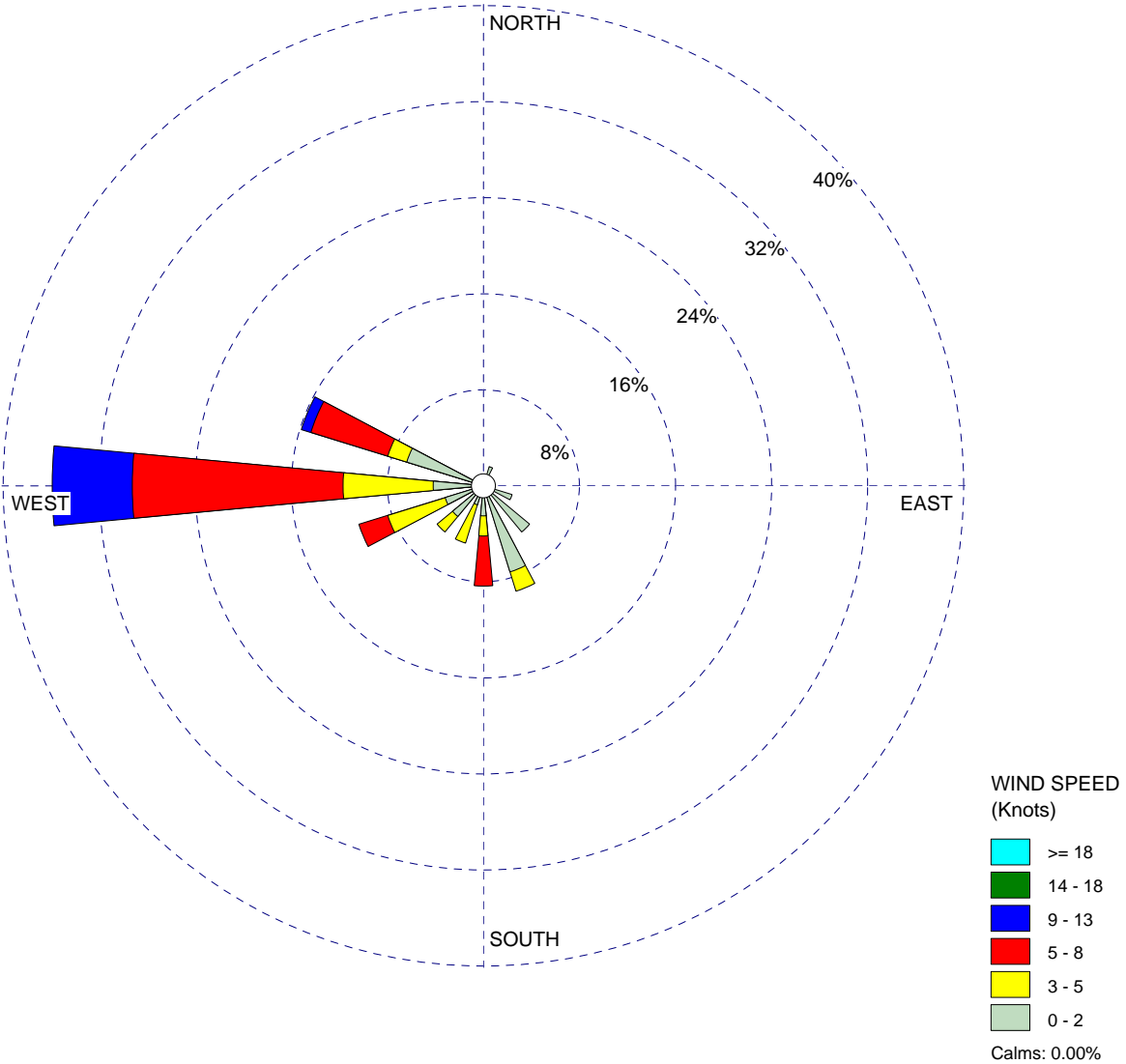
PROJECT NO.:

WIND ROSE PLOT:

**Ascon Landfill Site - IRM Met Station
Huntington Beach, California**

DISPLAY:

**Wind Speed
Direction (blowing from)**



COMMENTS:

Weekly Windrose
23 August 12:00AM through
27 August 11:00PM, 2010
Ascon Landfill Site
Huntington Beach, CA

DATA PERIOD:

**2010
Aug 23 - Aug 27
00:00 - 23:00**

COMPANY NAME:

Geosyntec Consultants

CALM WINDS:

0.00%

TOTAL COUNT:

120 hrs.

AVG. WIND SPEED:

4.24 Knots

DATE:

5/24/2011

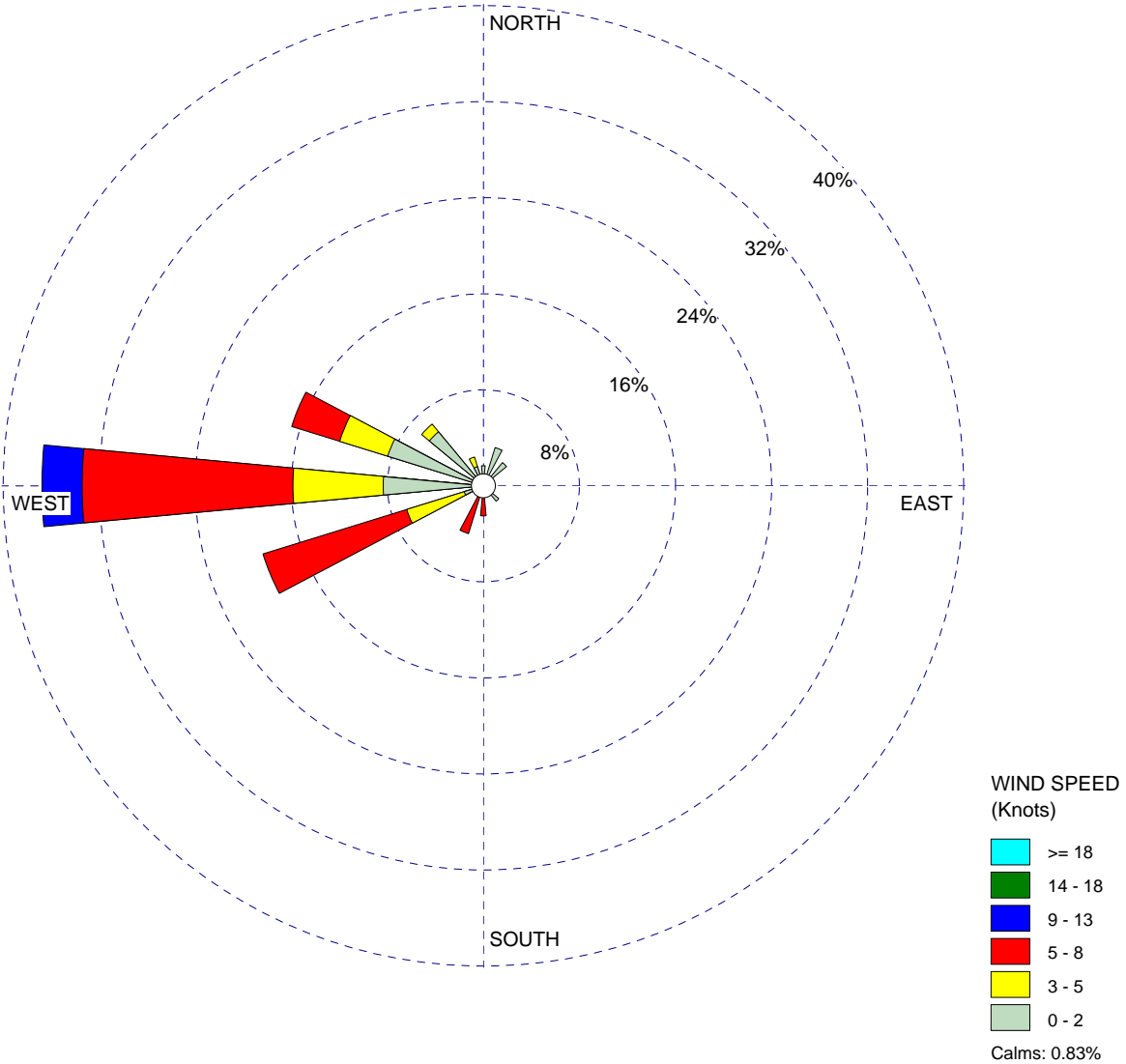
PROJECT NO.:

WIND ROSE PLOT:

**Ascon Landfill Site - IRM Met Station
Huntington Beach, California**

DISPLAY:

**Wind Speed
Direction (blowing from)**



COMMENTS:

Weekly Windrose
30 August 12:00AM through
3 September 11:00PM, 2010
Ascon Landfill Site
Huntington Beach, CA

DATA PERIOD:

**2010
Aug 30 - Sep 3
00:00 - 23:00**

COMPANY NAME:

Geosyntec Consultants

CALM WINDS:

0.83%

TOTAL COUNT:

120 hrs.

AVG. WIND SPEED:

4.28 Knots

DATE:

5/24/2011

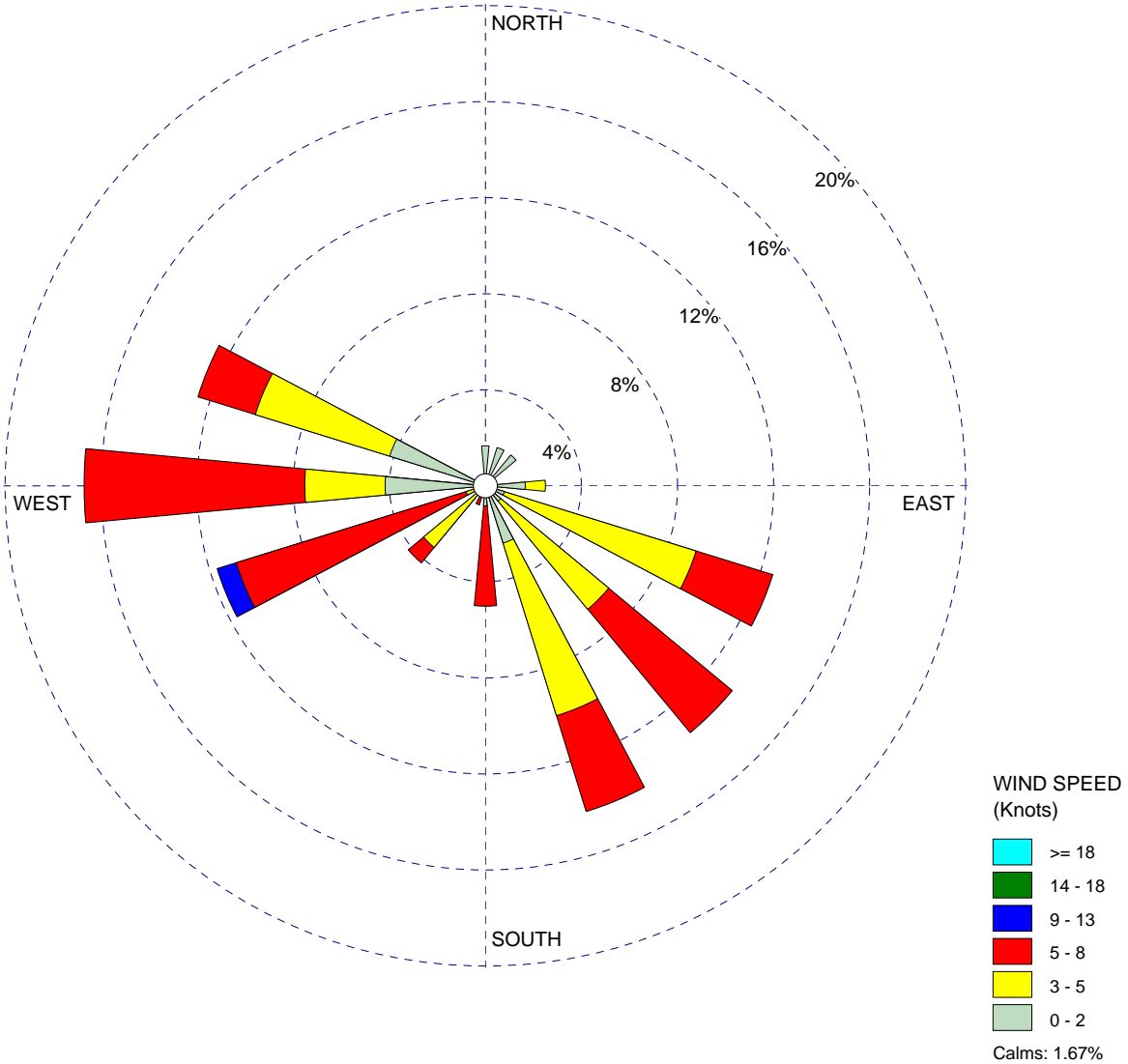
PROJECT NO.:

WIND ROSE PLOT:

**Ascon Landfill Site - IRM Met Station
Huntington Beach, California**

DISPLAY:

**Wind Speed
Direction (blowing from)**



COMMENTS:

Weekly Windrose
6 September 12:00AM through
10 September 11:00PM, 2010
Ascon Landfill Site
Huntington Beach, CA

DATA PERIOD:

**2010
Sep 6 - Sep 10
00:00 - 23:00**

COMPANY NAME:

Geosyntec Consultants

CALM WINDS:

1.67%

TOTAL COUNT:

120 hrs.

AVG. WIND SPEED:

4.45 Knots

DATE:

5/24/2011

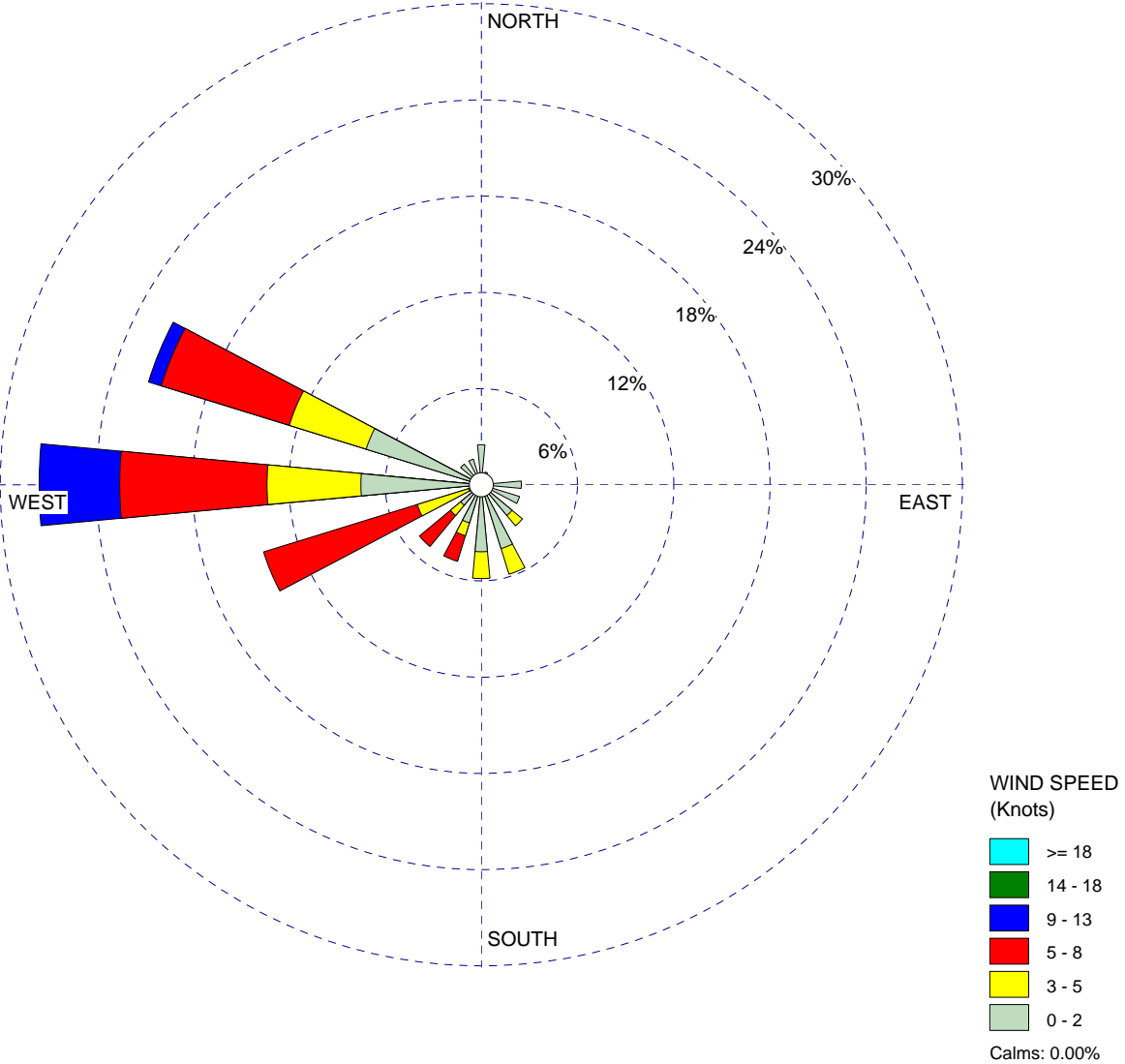
PROJECT NO.:

WIND ROSE PLOT:

**Ascon Landfill Site - IRM Met Station
Huntington Beach, California**

DISPLAY:

**Wind Speed
Direction (blowing from)**



COMMENTS:

Weekly Windrose
13 September 12:00AM through
17 September 11:00PM, 2010
Ascon Landfill Site
Huntington Beach, CA

DATA PERIOD:

**2010
Sep 13 - Sep 17
00:00 - 23:00**

COMPANY NAME:

Geosyntec Consultants

CALM WINDS:

0.00%

TOTAL COUNT:

120 hrs.

AVG. WIND SPEED:

4.09 Knots

DATE:

5/24/2011

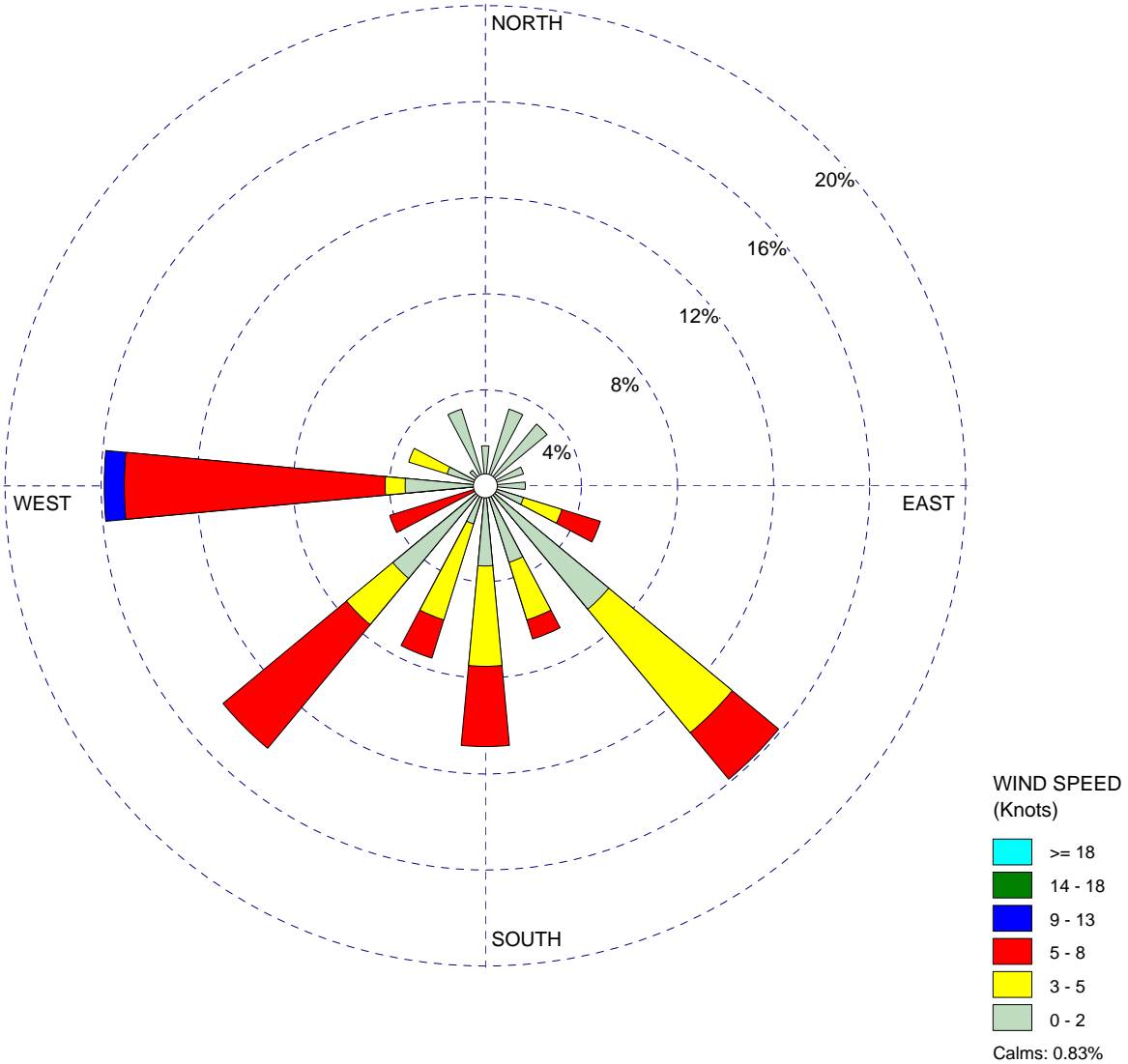
PROJECT NO.:

WIND ROSE PLOT:

**Ascon Landfill Site - IRM Met Station
Huntington Beach, California**

DISPLAY:

**Wind Speed
Direction (blowing from)**



COMMENTS:

Weekly Windrose
20 September 12:00AM through
24 September 11:00PM, 2010
Ascon Landfill Site
Huntington Beach, CA

DATA PERIOD:

**2010
Sep 20 - Sep 24
00:00 - 23:00**

COMPANY NAME:

Geosyntec Consultants

CALM WINDS:

0.83%

TOTAL COUNT:

120 hrs.

AVG. WIND SPEED:

3.69 Knots

DATE:

5/24/2011

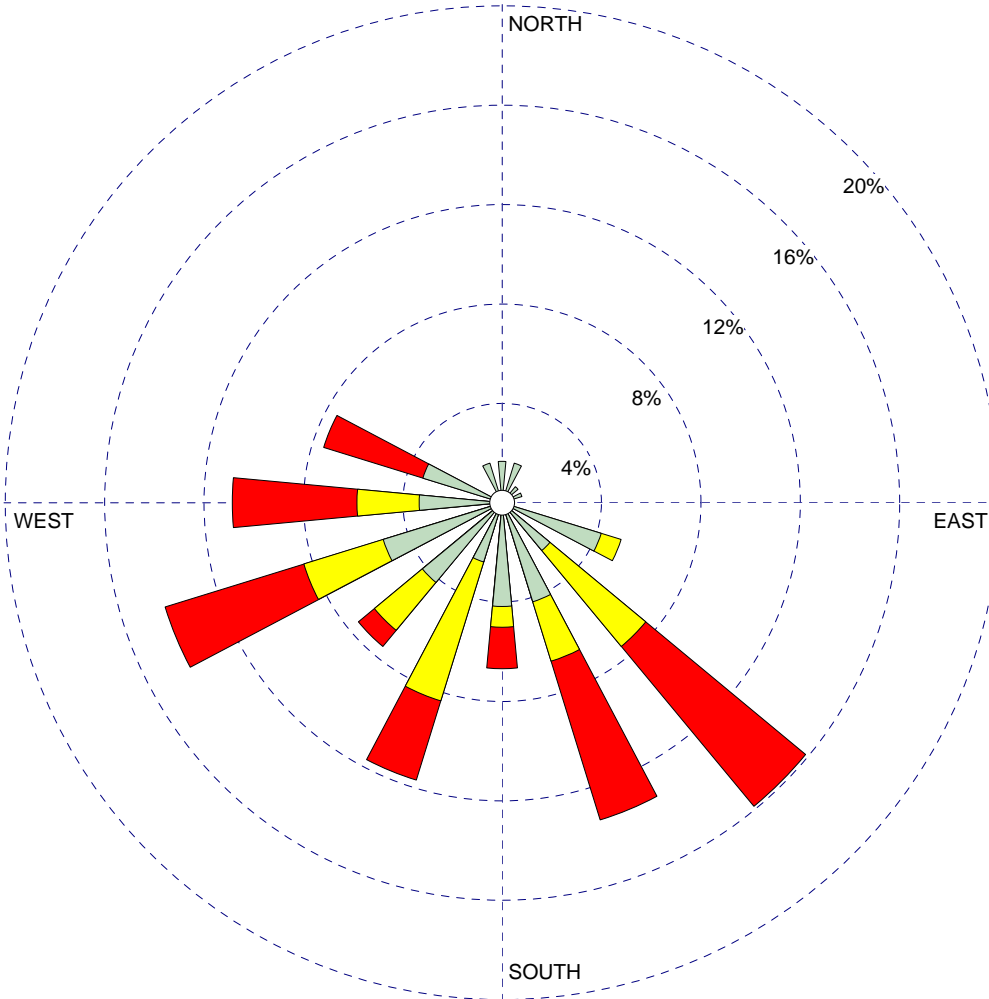
PROJECT NO.:

WIND ROSE PLOT:

**Ascon Landfill Site - IRM Met Station
Huntington Beach, California**

DISPLAY:

**Wind Speed
Direction (blowing from)**



WIND SPEED
(Knots)

- >= 18
- 14 - 18
- 9 - 13
- 5 - 8
- 3 - 5
- 0 - 2

Calms: 0.83%

COMMENTS:

Weekly Windrose
27 September 12:00AM through
1 October 11:00PM, 2010
Ascon Landfill Site
Huntington Beach, CA

DATA PERIOD:

**2010
Sep 27 - Oct 1
00:00 - 23:00**

COMPANY NAME:

Geosyntec Consultants

CALM WINDS:

0.83%

TOTAL COUNT:

120 hrs.

AVG. WIND SPEED:

3.71 Knots

DATE:

5/24/2011

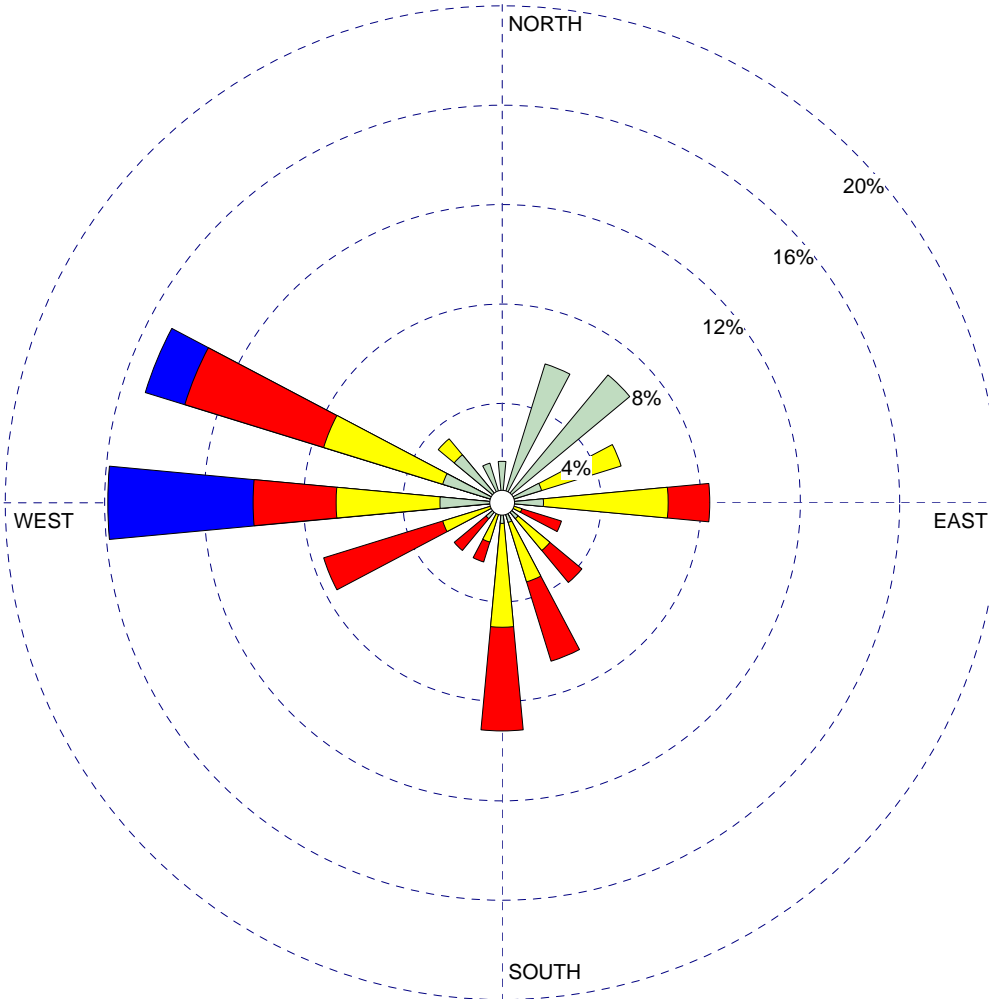
PROJECT NO.:

WIND ROSE PLOT:

**Ascon Landfill Site - IRM Met Station
Huntington Beach, California**

DISPLAY:

**Wind Speed
Direction (blowing from)**



WIND SPEED
(Knots)

- >= 18
- 14 - 18
- 9 - 13
- 5 - 8
- 3 - 5
- 0 - 2

Calms: 1.67%

COMMENTS:

Weekly Windrose
4 October 12:00AM through
8 October 11:00PM, 2010
Ascon Landfill Site
Huntington Beach, CA

DATA PERIOD:

**2010
Oct 4 - Oct 8
00:00 - 23:00**

COMPANY NAME:

Geosyntec Consultants

CALM WINDS:

1.67%

TOTAL COUNT:

120 hrs.

AVG. WIND SPEED:

4.22 Knots

DATE:

5/24/2011

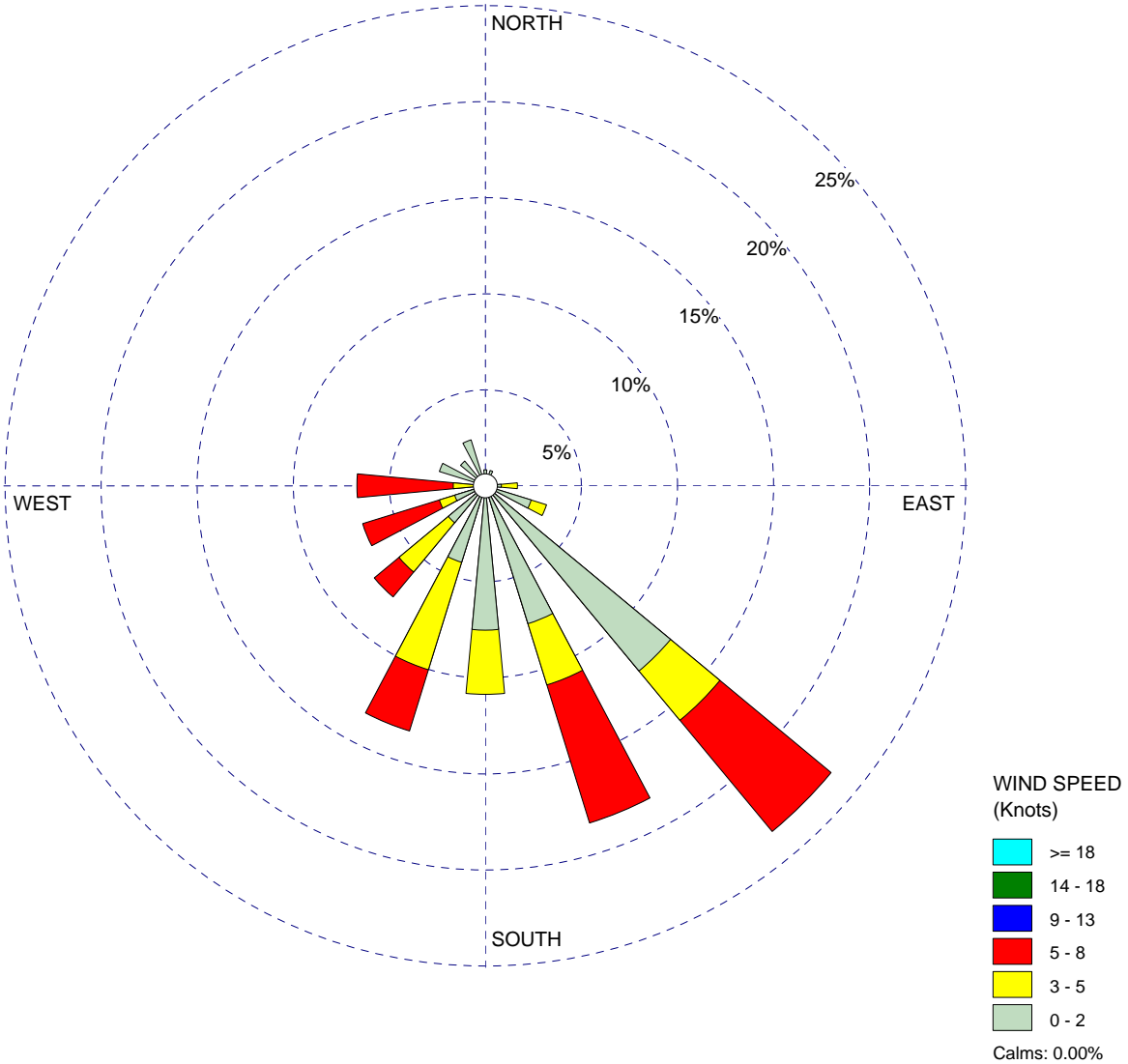
PROJECT NO.:

WIND ROSE PLOT:

**Ascon Landfill Site - IRM Met Station
Huntington Beach, California**

DISPLAY:

**Wind Speed
Direction (blowing from)**



COMMENTS:

Weekly Windrose
11 October 12:00AM through
15 October 11:00PM, 2010
Ascon Landfill Site
Huntington Beach, CA

DATA PERIOD:

**2010
Oct 11 - Oct 15
00:00 - 23:00**

COMPANY NAME:

Geosyntec Consultants

CALM WINDS:

0.00%

TOTAL COUNT:

120 hrs.

AVG. WIND SPEED:

3.63 Knots

DATE:

5/24/2011

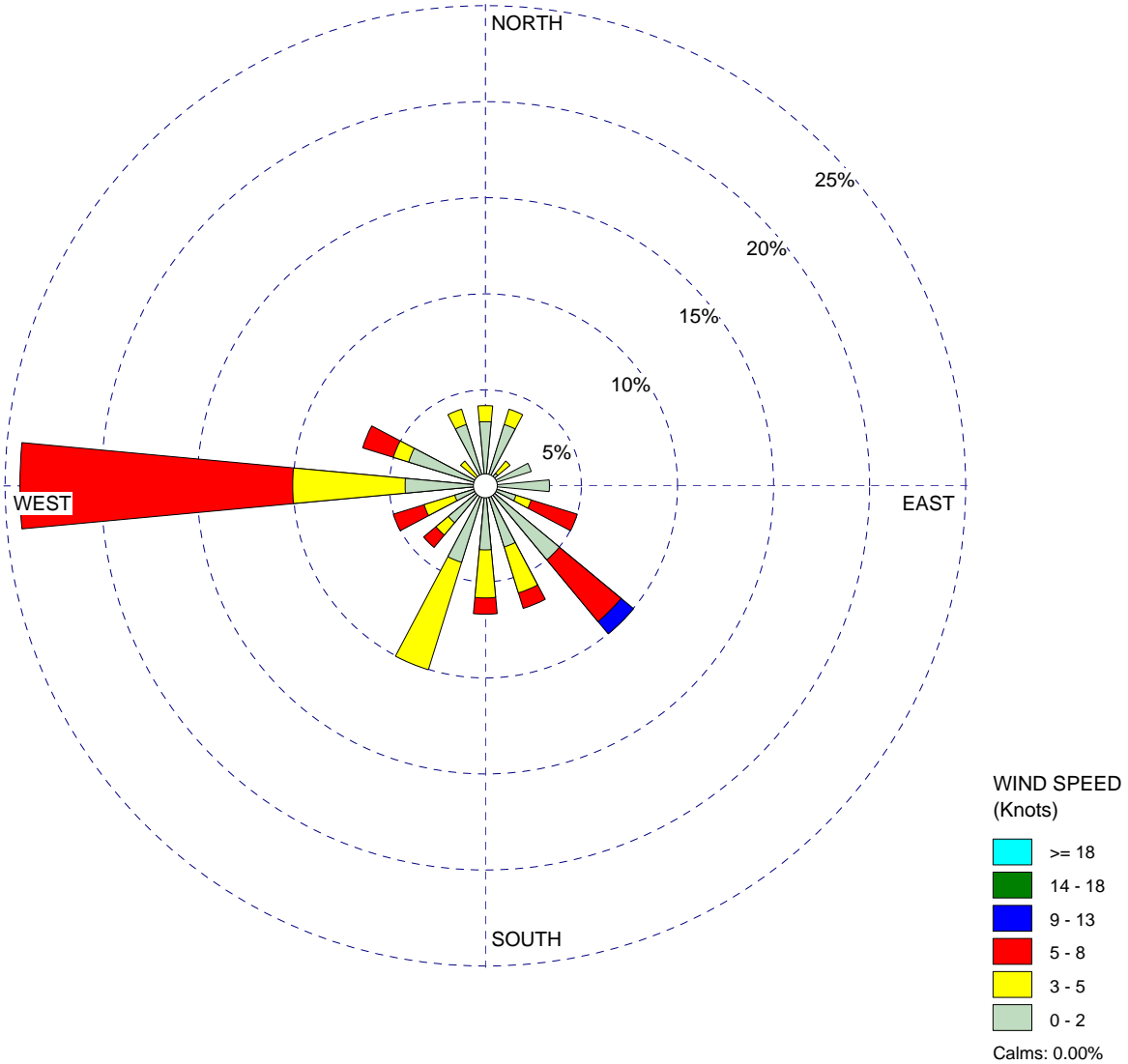
PROJECT NO.:

WIND ROSE PLOT:

**Ascon Landfill Site - IRM Met Station
Huntington Beach, California**

DISPLAY:

**Wind Speed
Direction (blowing from)**



COMMENTS:

Weekly Windrose
18 October 12:00AM through
22 October 11:00PM, 2010
Ascon Landfill Site
Huntington Beach, CA

DATA PERIOD:

**2010
Oct 18 - Oct 22
00:00 - 23:00**

COMPANY NAME:

Geosyntec Consultants

CALM WINDS:

0.00%

TOTAL COUNT:

120 hrs.

AVG. WIND SPEED:

3.59 Knots

DATE:

5/24/2011

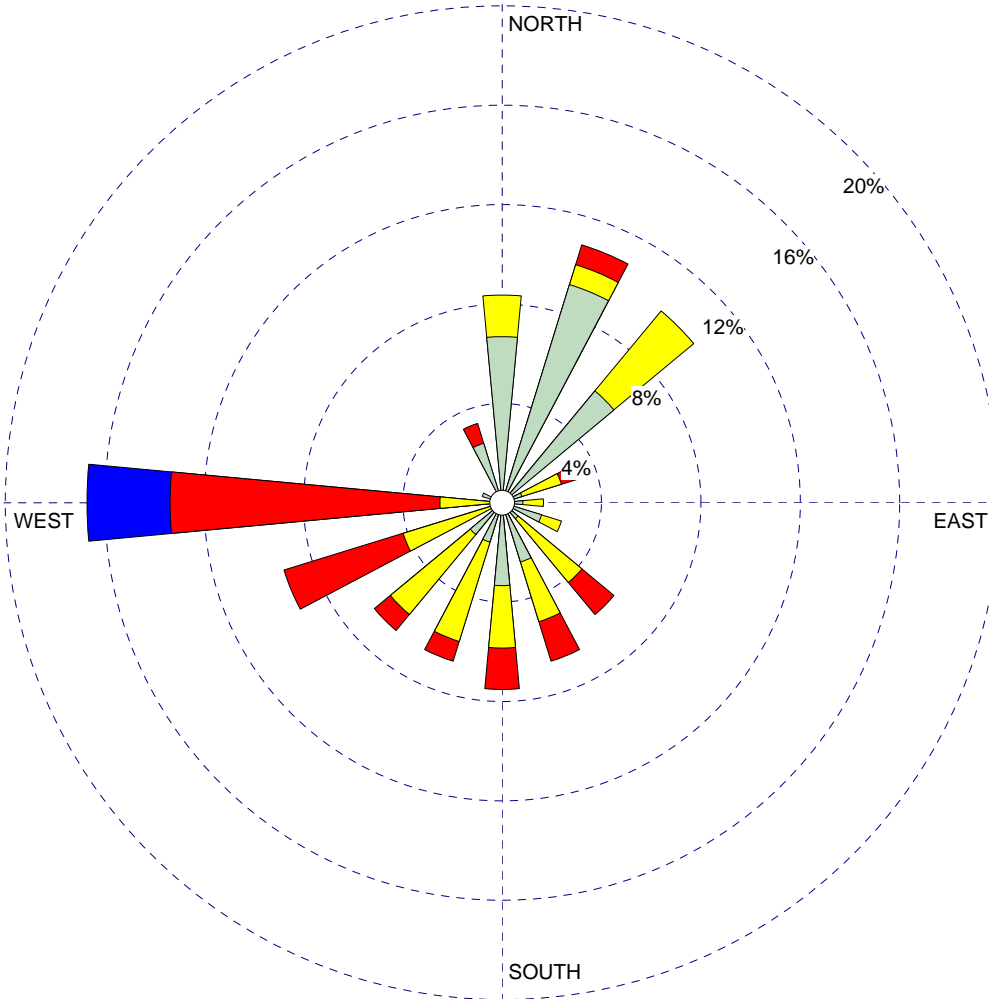
PROJECT NO.:

WIND ROSE PLOT:

**Ascon Landfill Site - IRM Met Station
Huntington Beach, California**

DISPLAY:

**Wind Speed
Direction (blowing from)**



WIND SPEED
(Knots)

- >= 18
- 14 - 18
- 9 - 13
- 5 - 8
- 3 - 5
- 0 - 2

Calms: 0.00%

COMMENTS:

Weekly Windrose
25 October 12:00AM through
29 October 11:00PM, 2010
Ascon Landfill Site
Huntington Beach, CA

DATA PERIOD:

**2010
Oct 25 - Oct 29
00:00 - 23:00**

COMPANY NAME:

Geosyntec Consultants

CALM WINDS:

0.00%

TOTAL COUNT:

120 hrs.

AVG. WIND SPEED:

3.82 Knots

DATE:

5/24/2011

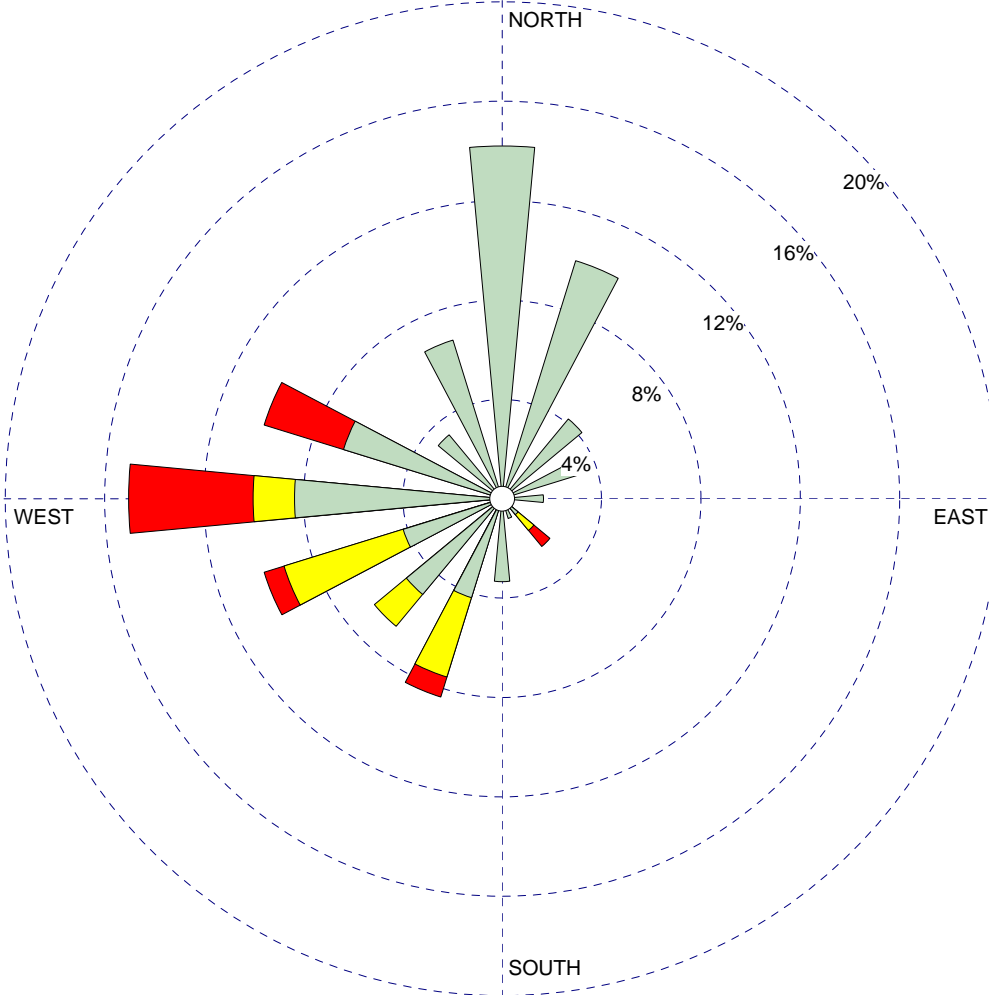
PROJECT NO.:

WIND ROSE PLOT:

**Ascon Landfill Site - IRM Met Station
Huntington Beach, California**

DISPLAY:

**Wind Speed
Direction (blowing from)**



WIND SPEED
(Knots)

- >= 18
- 14 - 18
- 9 - 13
- 5 - 8
- 3 - 5
- 0 - 2

Calms: 0.00%

COMMENTS:

Weekly Windrose
1 November 12:00AM through
5 November 11:00PM, 2010
Ascon Landfill Site
Huntington Beach, CA

DATA PERIOD:

**2010
Nov 1 - Nov 5
00:00 - 23:00**

COMPANY NAME:

Geosyntec Consultants

CALM WINDS:

0.00%

TOTAL COUNT:

120 hrs.

AVG. WIND SPEED:

2.50 Knots

DATE:

5/24/2011

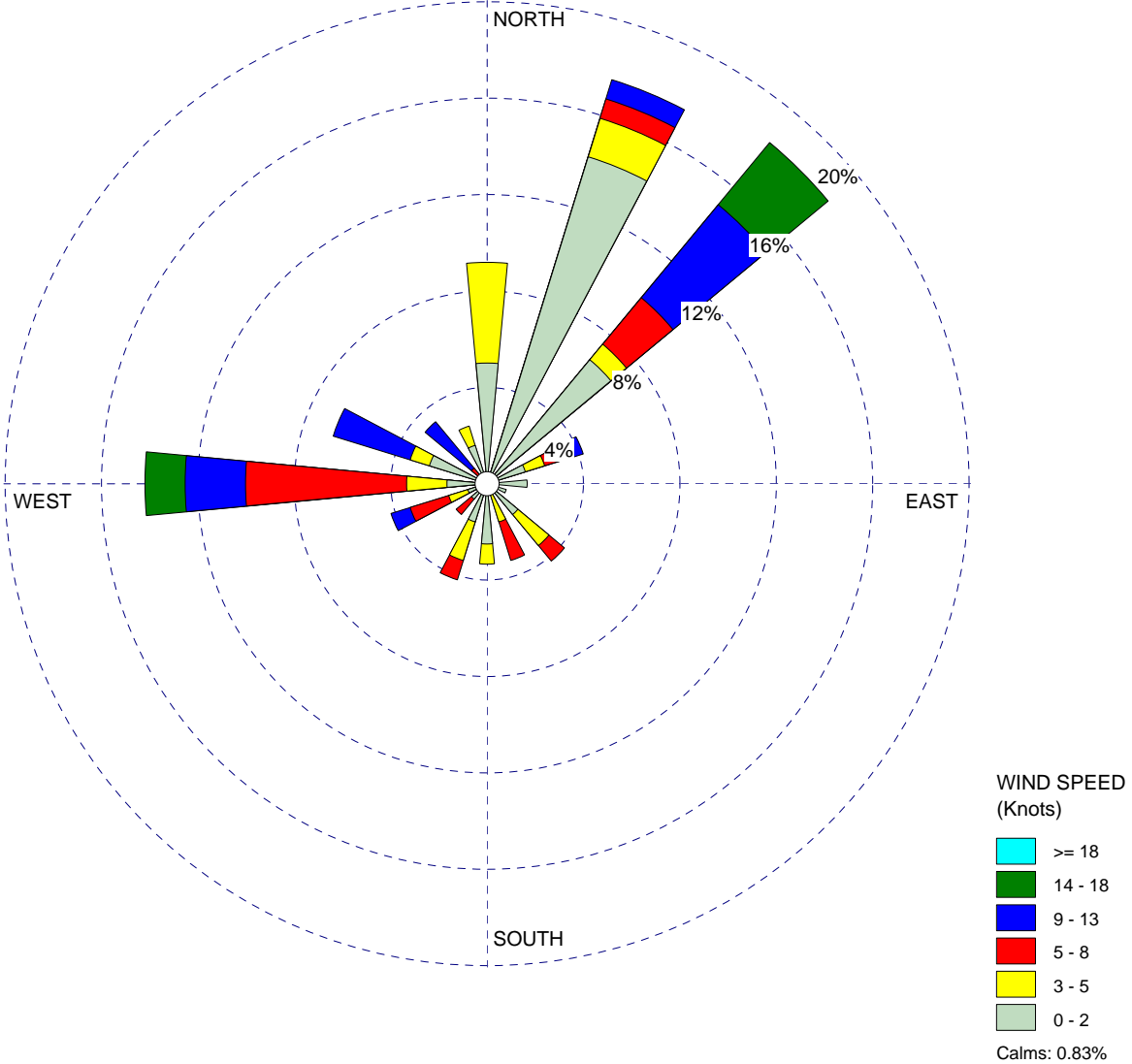
PROJECT NO.:

WIND ROSE PLOT:

**Ascon Landfill Site - IRM Met Station
Huntington Beach, California**

DISPLAY:

**Wind Speed
Direction (blowing from)**



COMMENTS:

Weekly Windrose
8 November 12:00AM through
12 November 11:00PM, 2010
Ascon Landfill Site
Huntington Beach, CA

DATA PERIOD:

**2010
Nov 8 - Nov 12
00:00 - 23:00**

COMPANY NAME:

Geosyntec Consultants

CALM WINDS:

0.83%

TOTAL COUNT:

120 hrs.

AVG. WIND SPEED:

4.94 Knots

DATE:

5/24/2011

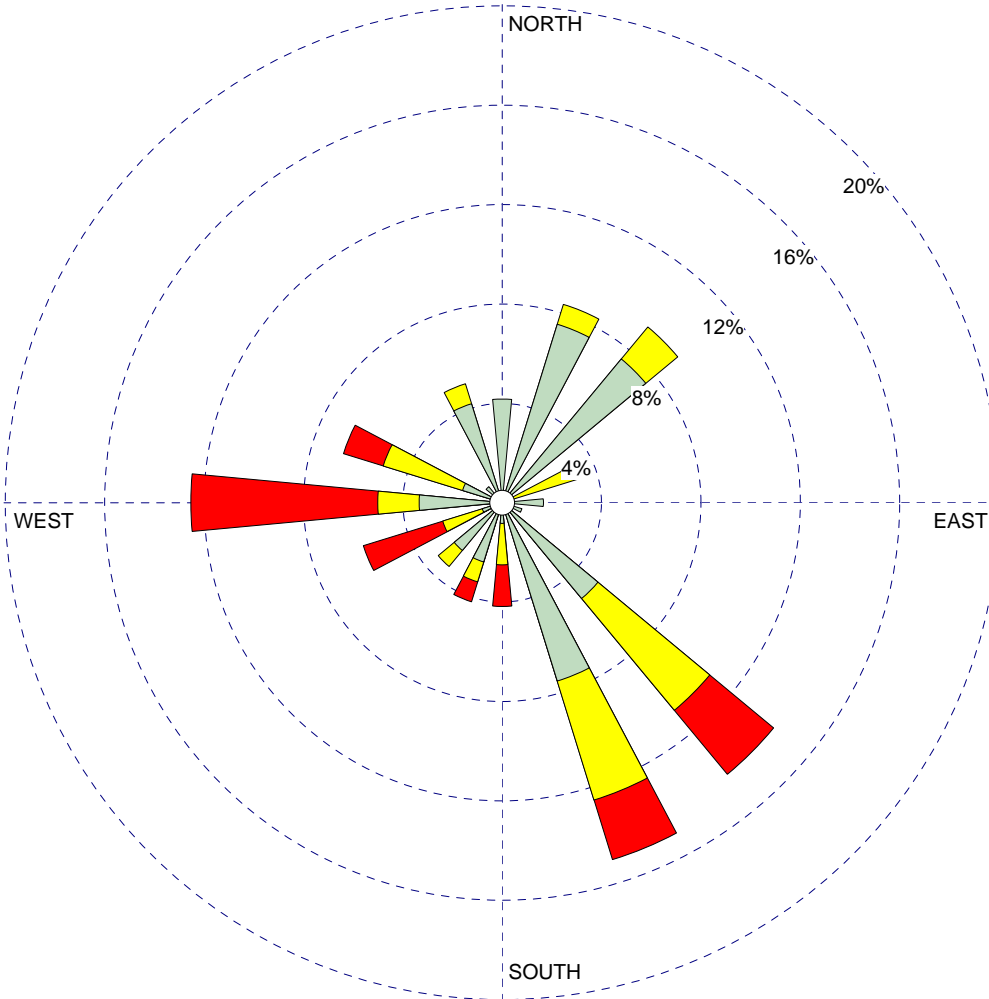
PROJECT NO.:

WIND ROSE PLOT:

**Ascon Landfill Site - IRM Met Station
Huntington Beach, California**

DISPLAY:

**Wind Speed
Direction (blowing from)**



WIND SPEED
(Knots)

- >= 18
- 14 - 18
- 9 - 13
- 5 - 8
- 3 - 5
- 0 - 2

Calms: 0.83%

COMMENTS:

Weekly Windrose
15 November 12:00AM through
19 November 11:00PM, 2010
Ascon Landfill Site
Huntington Beach, CA

DATA PERIOD:

**2010
Nov 15 - Nov 19
00:00 - 23:00**

COMPANY NAME:

Geosyntec Consultants

CALM WINDS:

0.83%

TOTAL COUNT:

120 hrs.

AVG. WIND SPEED:

3.23 Knots

DATE:

5/24/2011

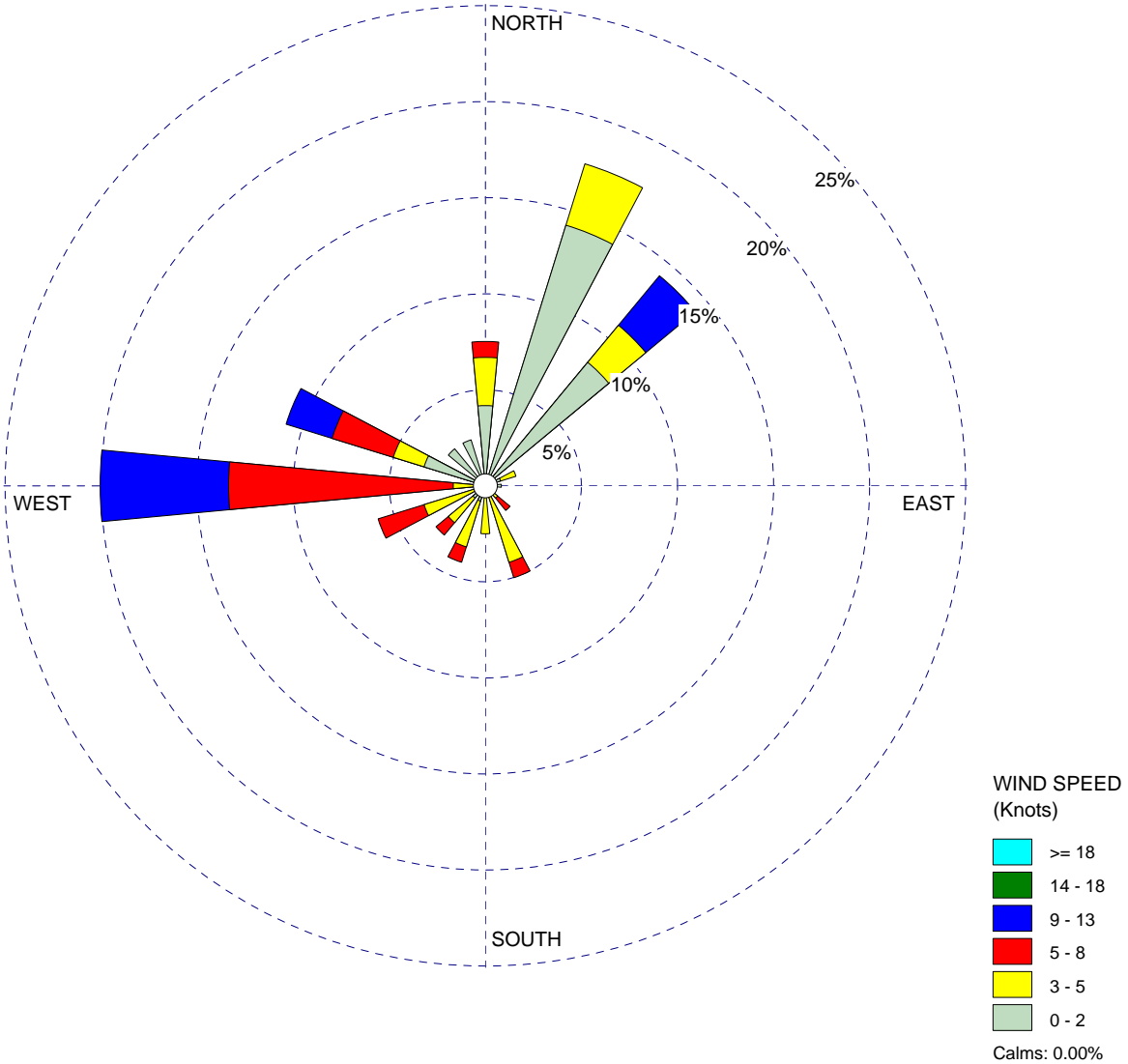
PROJECT NO.:

WIND ROSE PLOT:

**Ascon Landfill Site - IRM Met Station
Huntington Beach, California**

DISPLAY:

**Wind Speed
Direction (blowing from)**



COMMENTS:

Weekly Windrose
22 November 12:00AM through
26 November 11:00PM, 2010
Ascon Landfill Site
Huntington Beach, CA

DATA PERIOD:

**2010
Nov 22 - Nov 26
00:00 - 23:00**

COMPANY NAME:

Geosyntec Consultants

CALM WINDS:

0.00%

TOTAL COUNT:

120 hrs.

AVG. WIND SPEED:

4.56 Knots

DATE:

5/24/2011

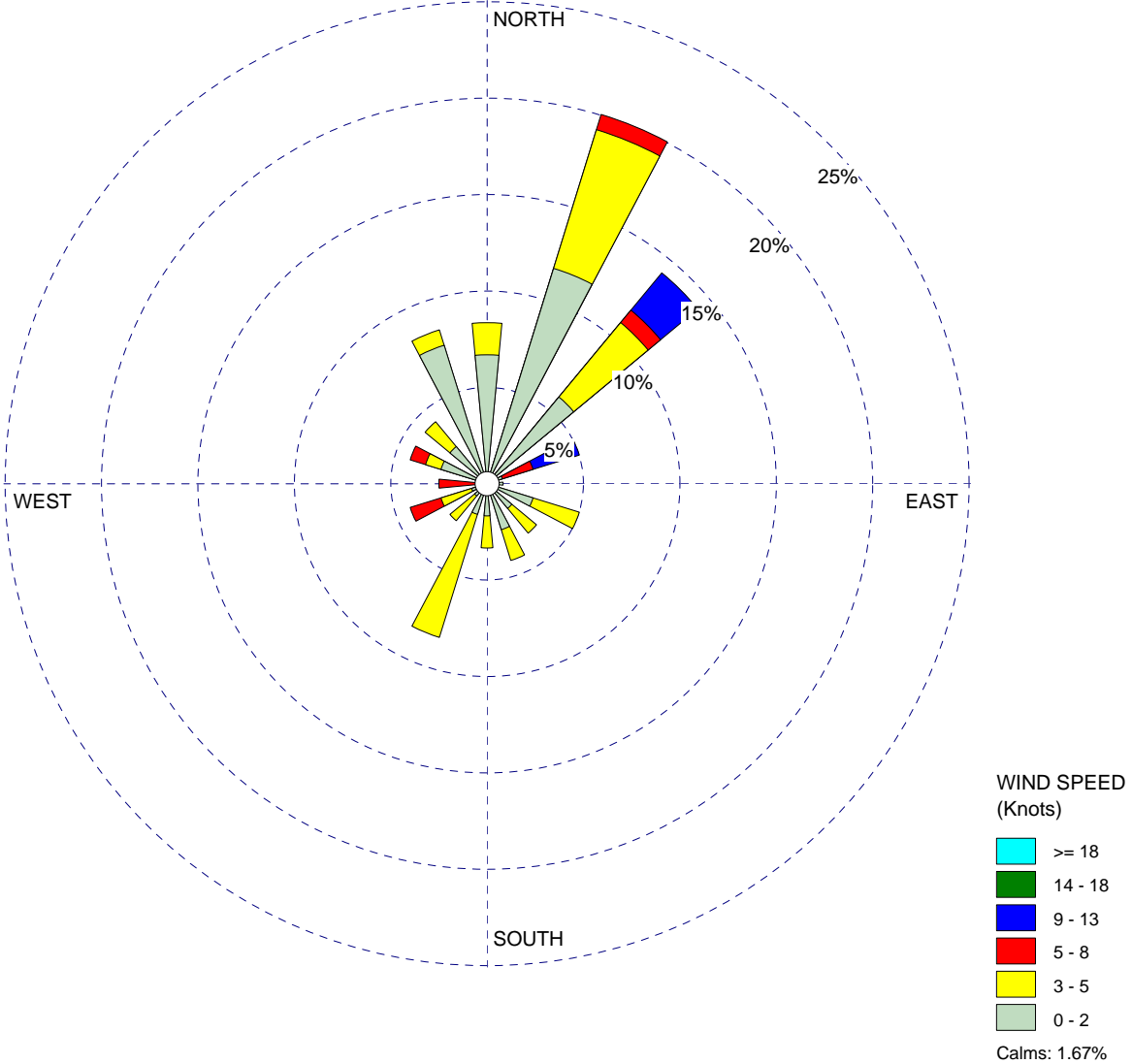
PROJECT NO.:

WIND ROSE PLOT:

**Ascon Landfill Site - IRM Met Station
Huntington Beach, California**

DISPLAY:

**Wind Speed
Direction (blowing from)**



COMMENTS:

Weekly Windrose
29 November 12:00AM through
3 December 11:00PM, 2010
Ascon Landfill Site
Huntington Beach, CA

DATA PERIOD:

**2010
Nov 29 - Dec 3
00:00 - 23:00**

COMPANY NAME:

Geosyntec Consultants

CALM WINDS:

1.67%

TOTAL COUNT:

120 hrs.

AVG. WIND SPEED:

3.23 Knots

DATE:

5/24/2011

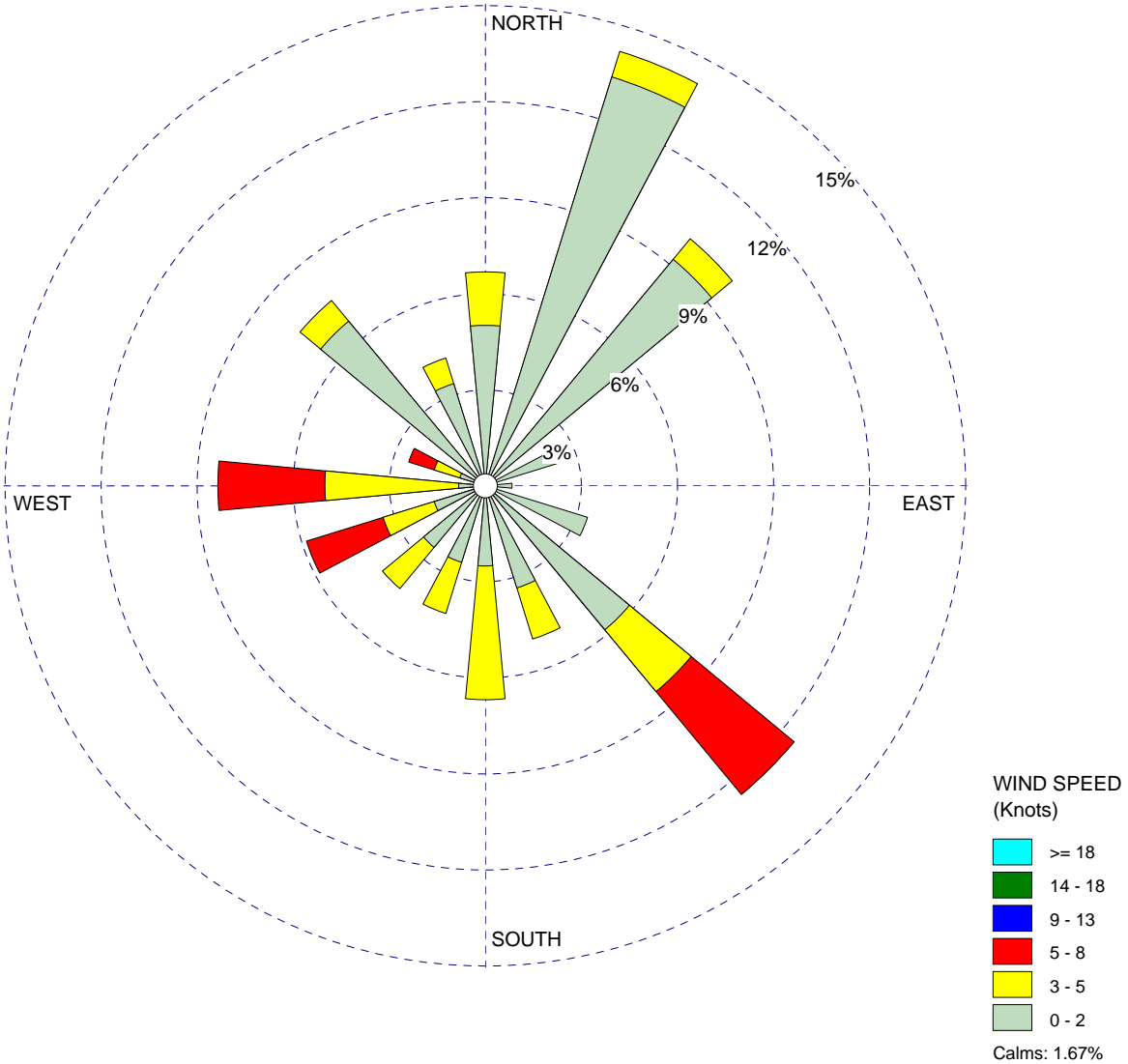
PROJECT NO.:

WIND ROSE PLOT:

**Ascon Landfill Site - IRM Met Station
Huntington Beach, California**

DISPLAY:

**Wind Speed
Direction (blowing from)**



COMMENTS:

Weekly Windrose
6 December 12:00AM through
10 December 11:00PM, 2010
Ascon Landfill Site
Huntington Beach, CA

DATA PERIOD:

**2010
Dec 6 - Dec 10
00:00 - 23:00**

COMPANY NAME:

Geosyntec Consultants

CALM WINDS:

1.67%

TOTAL COUNT:

120 hrs.

AVG. WIND SPEED:

2.66 Knots

DATE:

5/24/2011

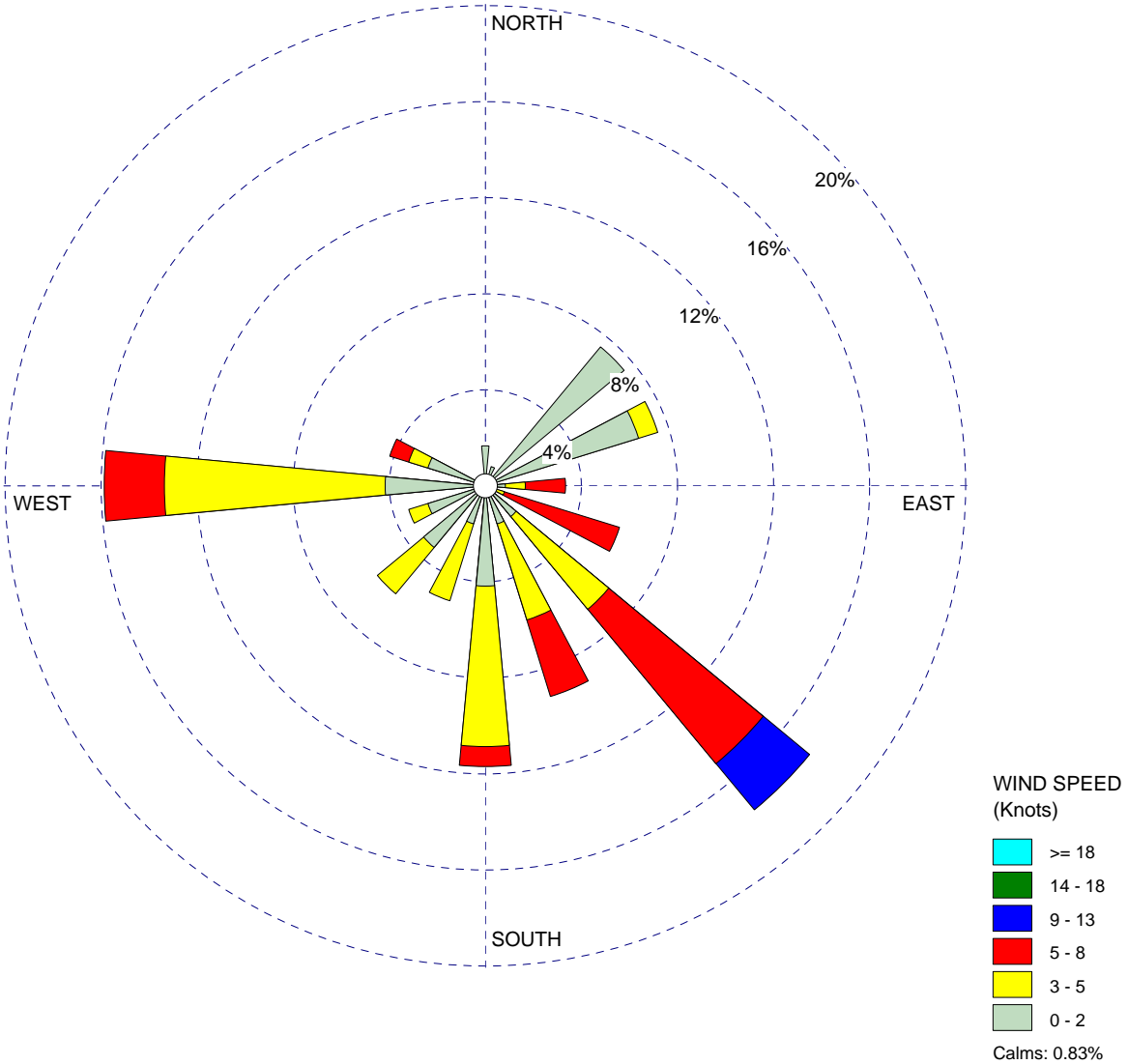
PROJECT NO.:

WIND ROSE PLOT:

**Ascon Landfill Site - IRM Met Station
Huntington Beach, California**

DISPLAY:

**Wind Speed
Direction (blowing from)**



COMMENTS:

Weekly Windrose
13 December 12:00AM through
17 December 11:00PM, 2010
Ascon Landfill Site
Huntington Beach, CA

DATA PERIOD:

**2010
Dec 13 - Dec 17
00:00 - 23:00**

COMPANY NAME:

Geosyntec Consultants

CALM WINDS:

0.83%

TOTAL COUNT:

120 hrs.

AVG. WIND SPEED:

3.81 Knots

DATE:

5/24/2011

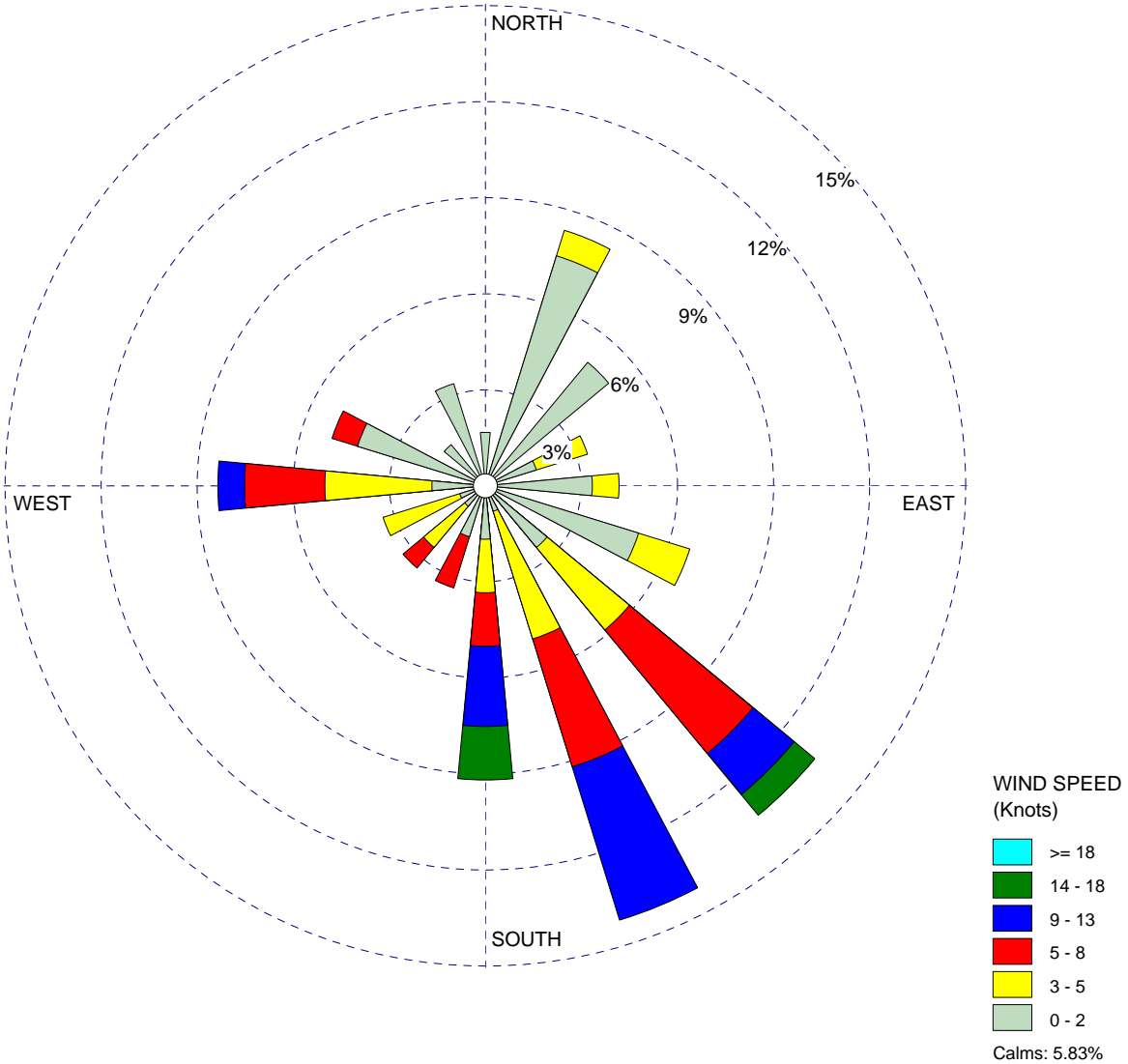
PROJECT NO.:

WIND ROSE PLOT:

**Ascon Landfill Site - IRM Met Station
Huntington Beach, California**

DISPLAY:

**Wind Speed
Direction (blowing from)**



COMMENTS:

Weekly Windrose
20 December 12:00AM through
24 December 11:00PM, 2010
Ascon Landfill Site
Huntington Beach, CA

DATA PERIOD:

**2010
Dec 20 - Dec 24
00:00 - 23:00**

COMPANY NAME:

Geosyntec Consultants

CALM WINDS:

5.83%

TOTAL COUNT:

120 hrs.

AVG. WIND SPEED:

4.21 Knots

DATE:

5/24/2011

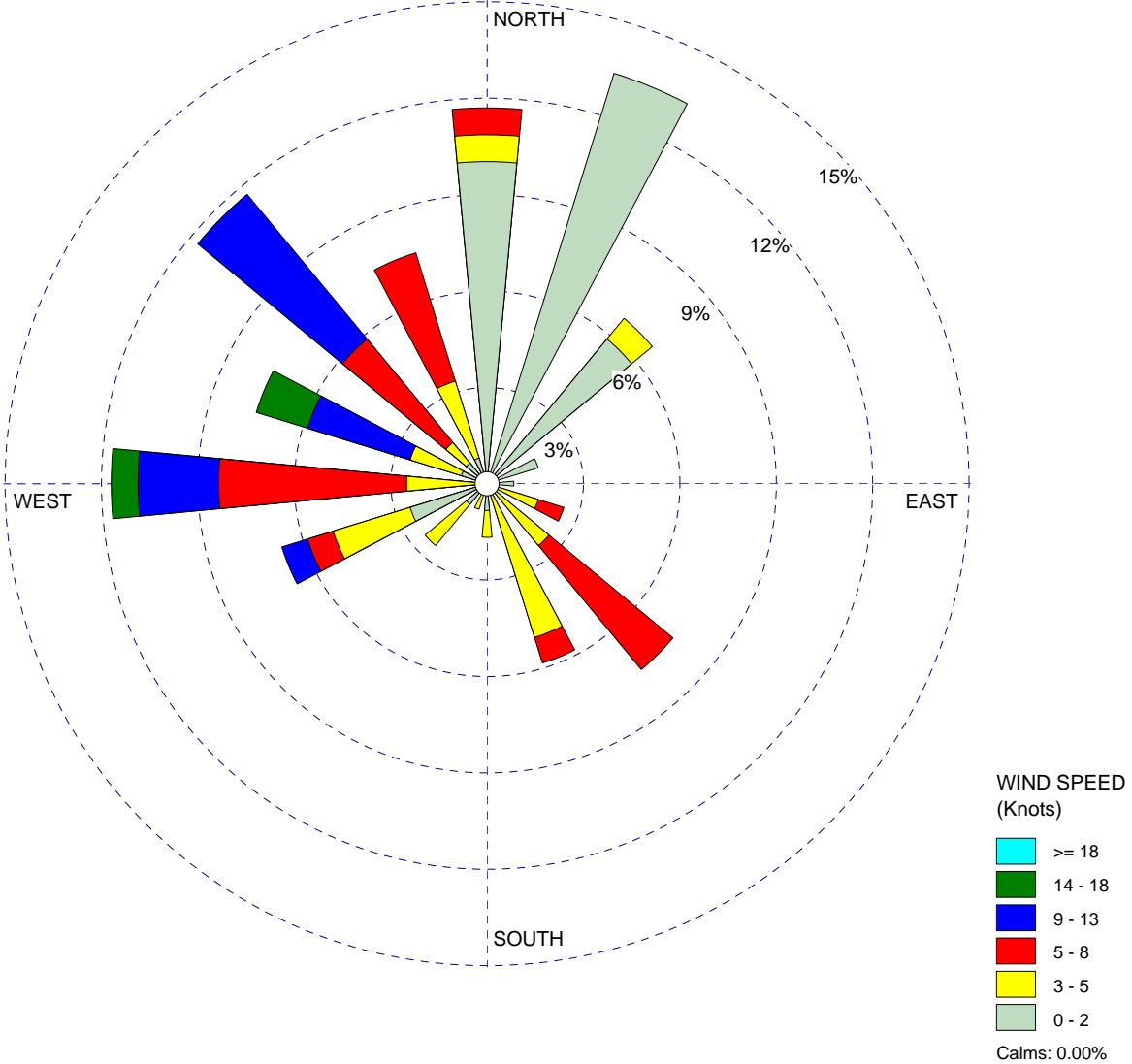
PROJECT NO.:

WIND ROSE PLOT:

**Ascon Landfill Site - IRM Met Station
Huntington Beach, California**

DISPLAY:

**Wind Speed
Direction (blowing from)**



COMMENTS:

Weekly Windrose
27 December 12:00AM through
31 December 11:00PM, 2010
Ascon Landfill Site
Huntington Beach, CA

DATA PERIOD:

**2010
Dec 27 - Dec 31
00:00 - 23:00**

COMPANY NAME:

Geosyntec Consultants

CALM WINDS:

0.00%

TOTAL COUNT:

120 hrs.

AVG. WIND SPEED:

4.75 Knots

DATE:

5/24/2011

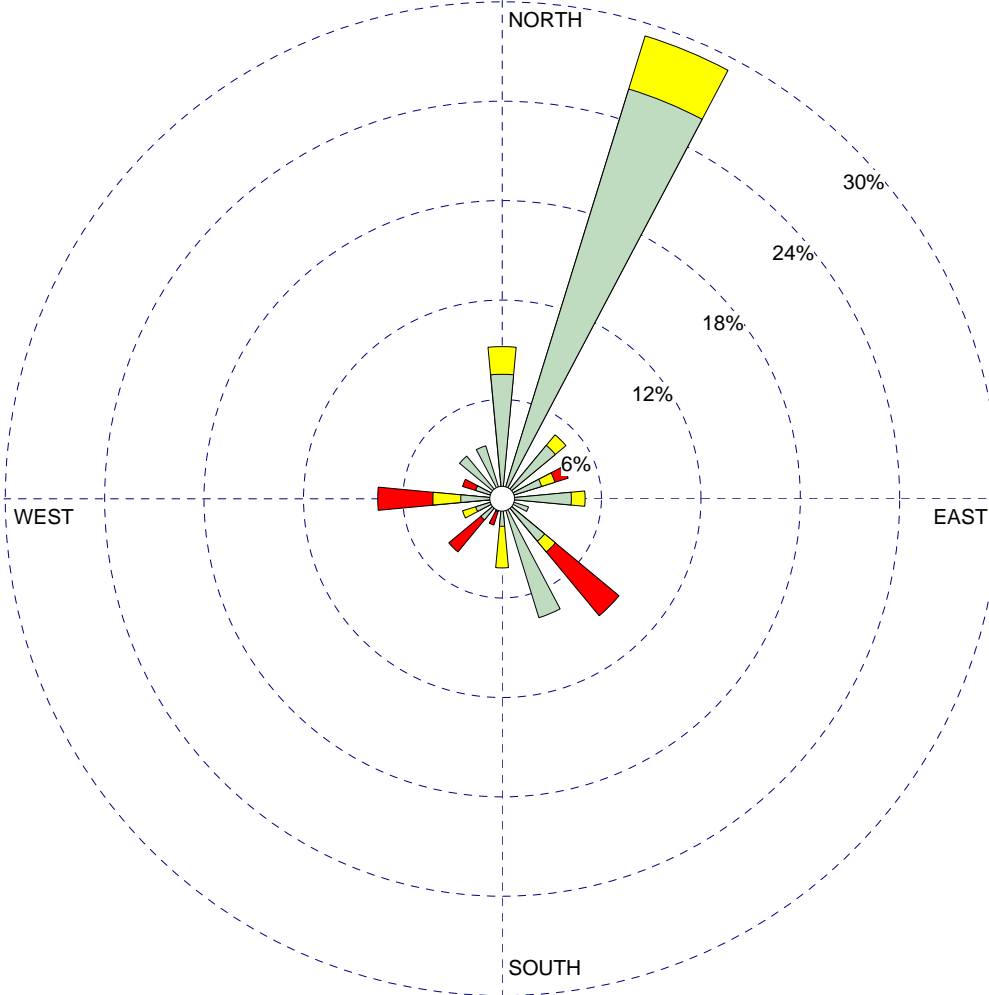
PROJECT NO.:

WIND ROSE PLOT:

**Ascon Landfill Site - IRM Met Station
Huntington Beach, California**

DISPLAY:

**Wind Speed
Direction (blowing from)**



WIND SPEED
(Knots)

- >= 18
- 14 - 18
- 9 - 13
- 5 - 8
- 3 - 5
- 0 - 2

Calms: 0.00%

COMMENTS:

Weekly Windrose
3 January 12:00AM through
7 January 11:00PM, 2011
Ascon Landfill Site
Huntington Beach, CA

DATA PERIOD:

**2011
Jan 3 - Jan 7
00:00 - 23:00**

COMPANY NAME:

Geosyntec Consultants

CALM WINDS:

0.00%

TOTAL COUNT:

120 hrs.

AVG. WIND SPEED:

2.76 Knots

DATE:

5/24/2011

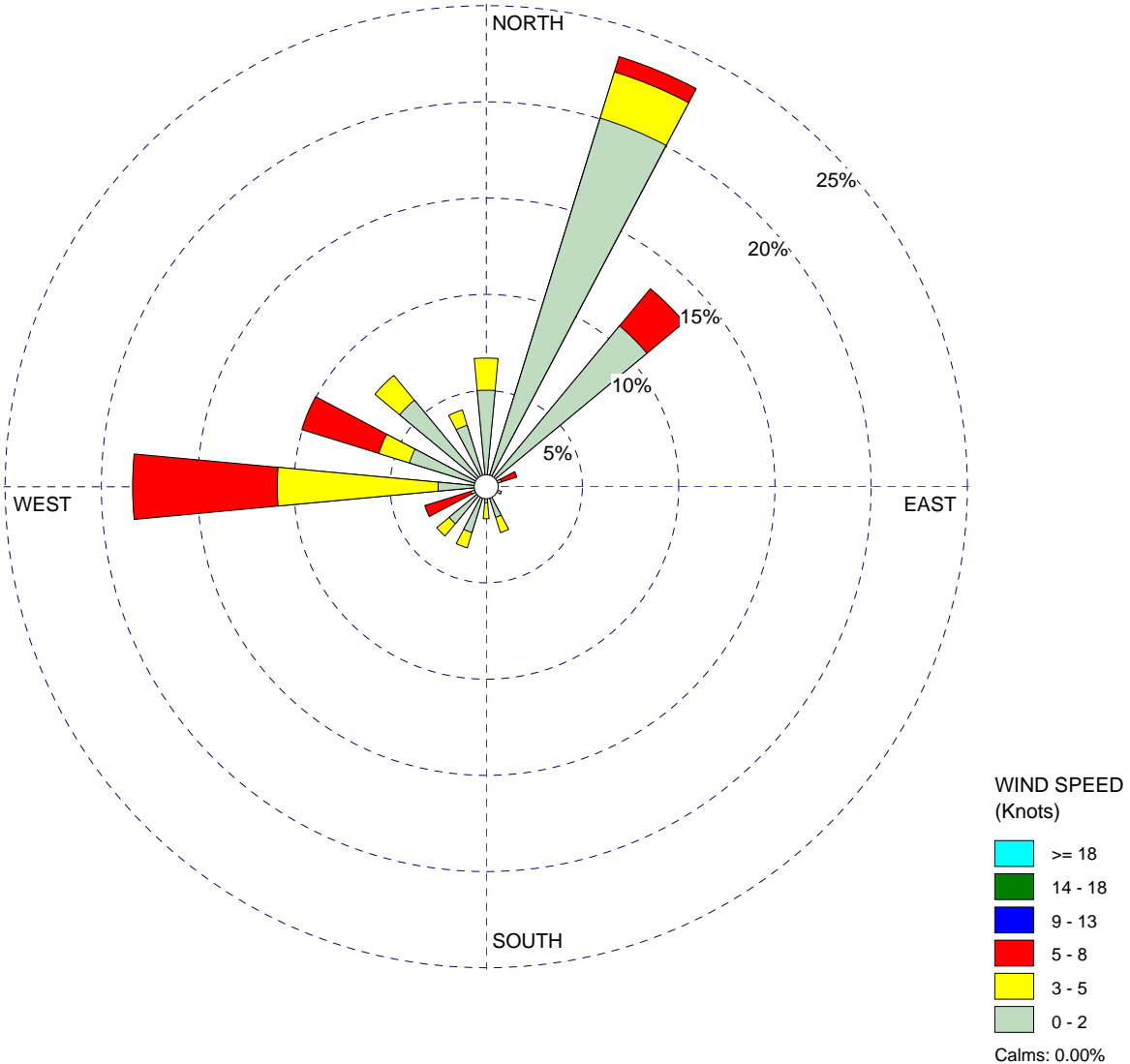
PROJECT NO.:

WIND ROSE PLOT:

**Ascon Landfill Site - IRM Met Station
Huntington Beach, California**

DISPLAY:

**Wind Speed
Direction (blowing from)**



COMMENTS:

Weekly Windrose
10 January 12:00AM through
14 January 11:00PM, 2011
Ascon Landfill Site
Huntington Beach, CA

DATA PERIOD:

**2011
Jan 10 - Jan 14
00:00 - 23:00**

COMPANY NAME:

Geosyntec Consultants

CALM WINDS:

0.00%

TOTAL COUNT:

120 hrs.

AVG. WIND SPEED:

3.20 Knots

DATE:

5/24/2011

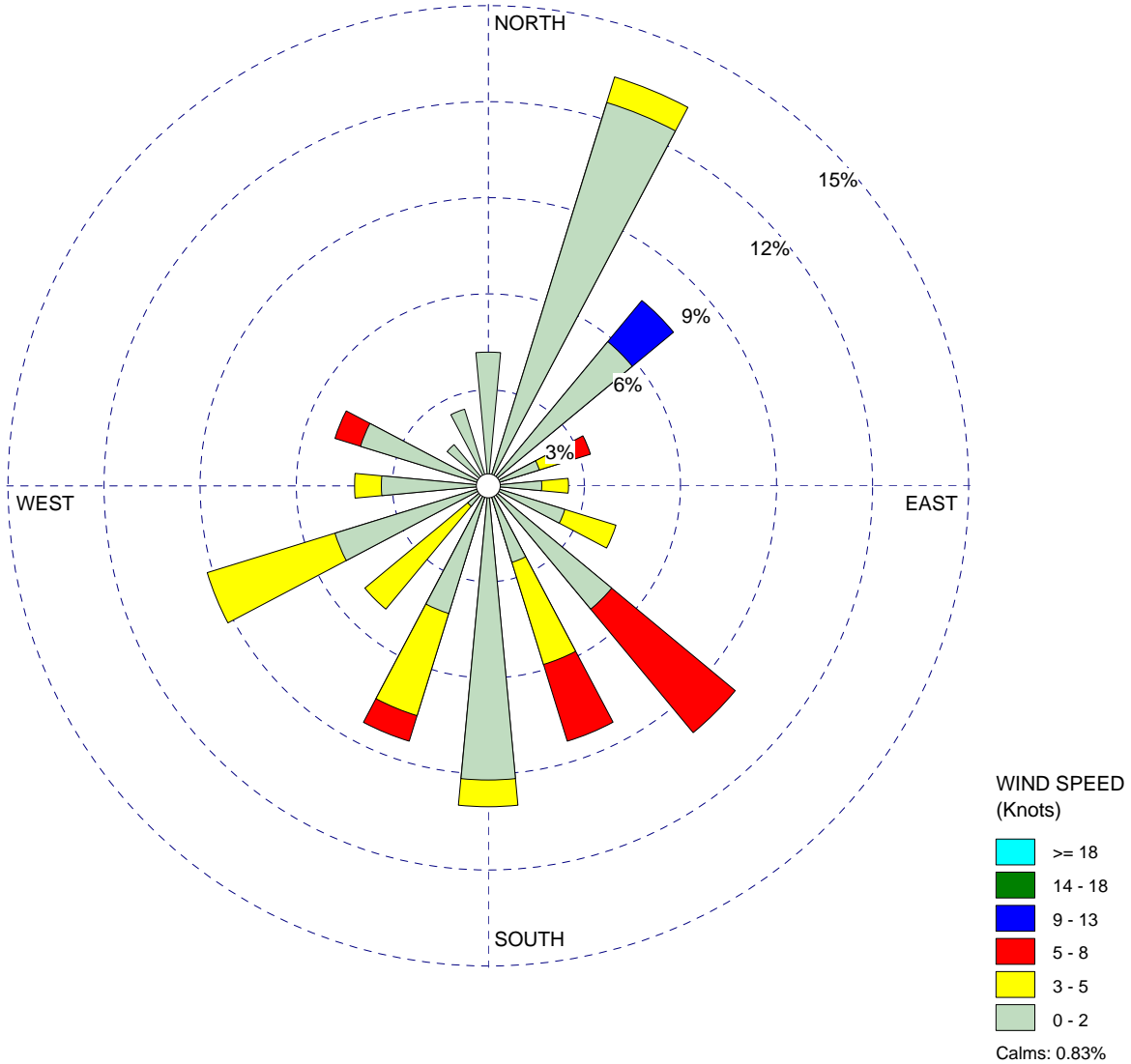
PROJECT NO.:

WIND ROSE PLOT:

**Ascon Landfill Site - IRM Met Station
Huntington Beach, California**

DISPLAY:

**Wind Speed
Direction (blowing from)**



COMMENTS:

Weekly Windrose
17 January 12:00AM through
21 January 11:00PM, 2011
Ascon Landfill Site
Huntington Beach, CA

DATA PERIOD:

**2011
Jan 17 - Jan 21
00:00 - 23:00**

COMPANY NAME:

Geosyntec Consultants

CALM WINDS:

0.83%

TOTAL COUNT:

120 hrs.

AVG. WIND SPEED:

2.84 Knots

DATE:

5/24/2011

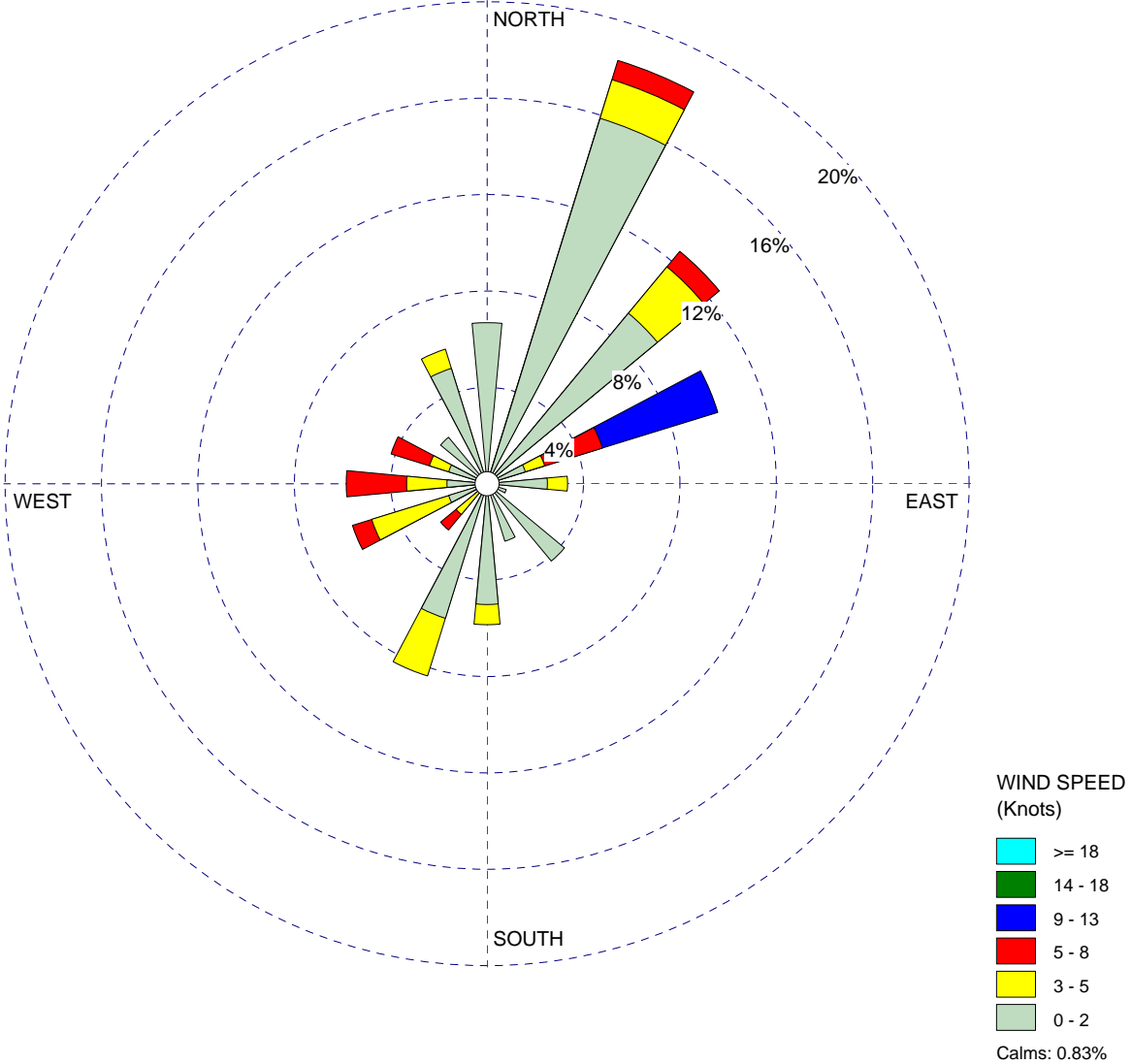
PROJECT NO.:

WIND ROSE PLOT:

**Ascon Landfill Site - IRM Met Station
Huntington Beach, California**

DISPLAY:

**Wind Speed
Direction (blowing from)**



COMMENTS:

Weekly Windrose
24 January 12:00AM through
28 January 11:00PM, 2011
Ascon Landfill Site
Huntington Beach, CA

DATA PERIOD:

**2011
Jan 24 - Jan 28
00:00 - 23:00**

COMPANY NAME:

Geosyntec Consultants

CALM WINDS:

0.83%

TOTAL COUNT:

120 hrs.

AVG. WIND SPEED:

3.12 Knots

DATE:

5/24/2011

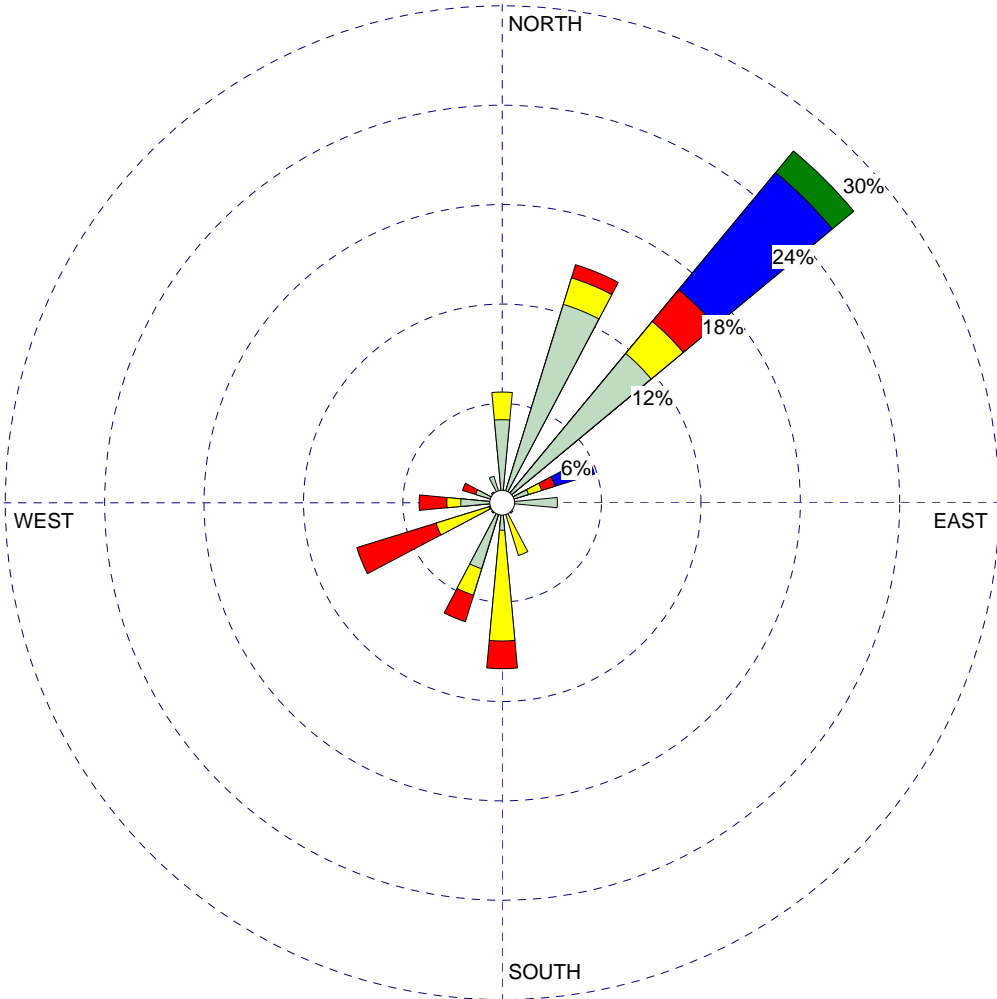
PROJECT NO.:

WIND ROSE PLOT:

**Ascon Landfill Site - IRM Met Station
Huntington Beach, California**

DISPLAY:

**Wind Speed
Direction (blowing from)**



WIND SPEED
(Knots)

- >= 18
- 14 - 18
- 9 - 13
- 5 - 8
- 3 - 5
- 0 - 2

Calms: 0.00%

COMMENTS:

Weekly Windrose
31 January 12:00AM through
4 February 11:00PM, 2011
Ascon Landfill Site
Huntington Beach, CA

DATA PERIOD:

**2011
Jan 31 - Feb 4
00:00 - 23:00**

COMPANY NAME:

Geosyntec Consultants

CALM WINDS:

0.00%

TOTAL COUNT:

120 hrs.

AVG. WIND SPEED:

4.32 Knots

DATE:

5/24/2011

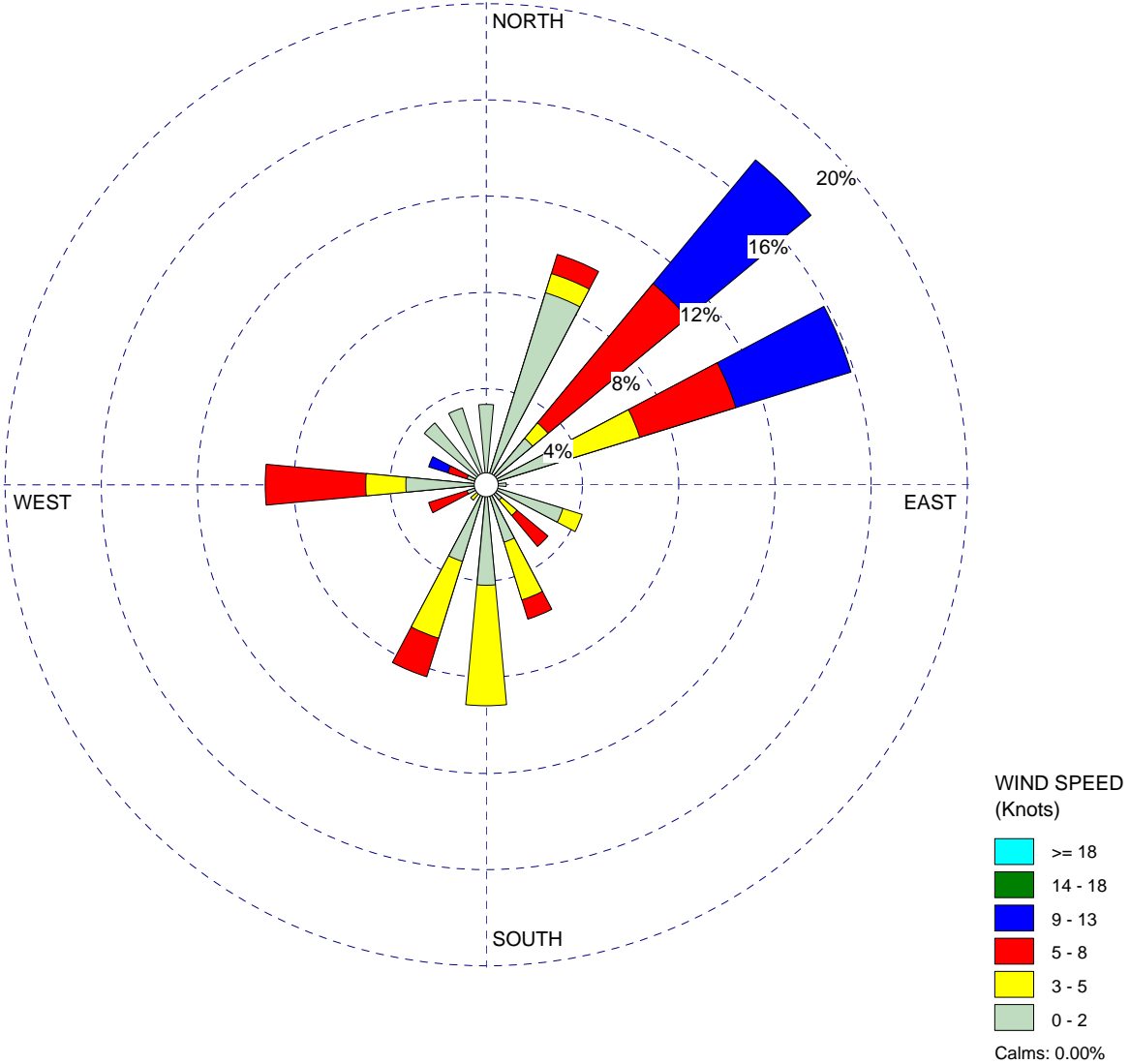
PROJECT NO.:

WIND ROSE PLOT:

**Ascon Landfill Site - IRM Met Station
Huntington Beach, California**

DISPLAY:

**Wind Speed
Direction (blowing from)**



COMMENTS:

Weekly Windrose
7 February 12:00AM through
11 February 11:00PM, 2011
Ascon Landfill Site
Huntington Beach, CA

DATA PERIOD:

**2011
Feb 7 - Feb 11
00:00 - 23:00**

COMPANY NAME:

Geosyntec Consultants

CALM WINDS:

0.00%

TOTAL COUNT:

120 hrs.

AVG. WIND SPEED:

4.36 Knots

DATE:

5/24/2011

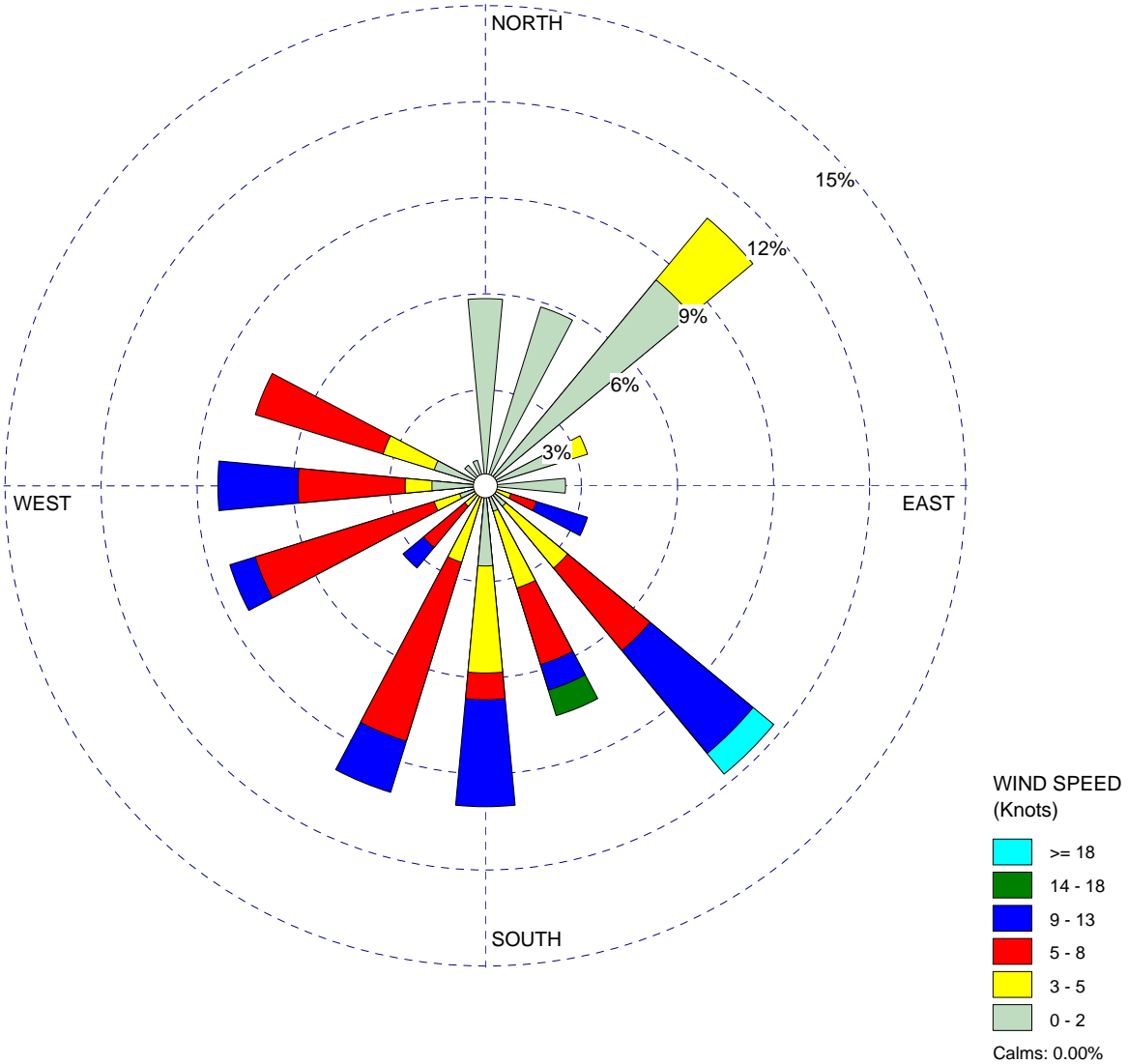
PROJECT NO.:

WIND ROSE PLOT:

**Ascon Landfill Site - IRM Met Station
Huntington Beach, California**

DISPLAY:

**Wind Speed
Direction (blowing from)**



COMMENTS:

Weekly Windrose
14 February 12:00AM through
18 February 11:00PM, 2011
Ascon Landfill Site
Huntington Beach, CA

DATA PERIOD:

**2011
Feb 14 - Feb 18
00:00 - 23:00**

COMPANY NAME:

Geosyntec Consultants

CALM WINDS:

0.00%

TOTAL COUNT:

120 hrs.

AVG. WIND SPEED:

4.98 Knots

DATE:

5/24/2011

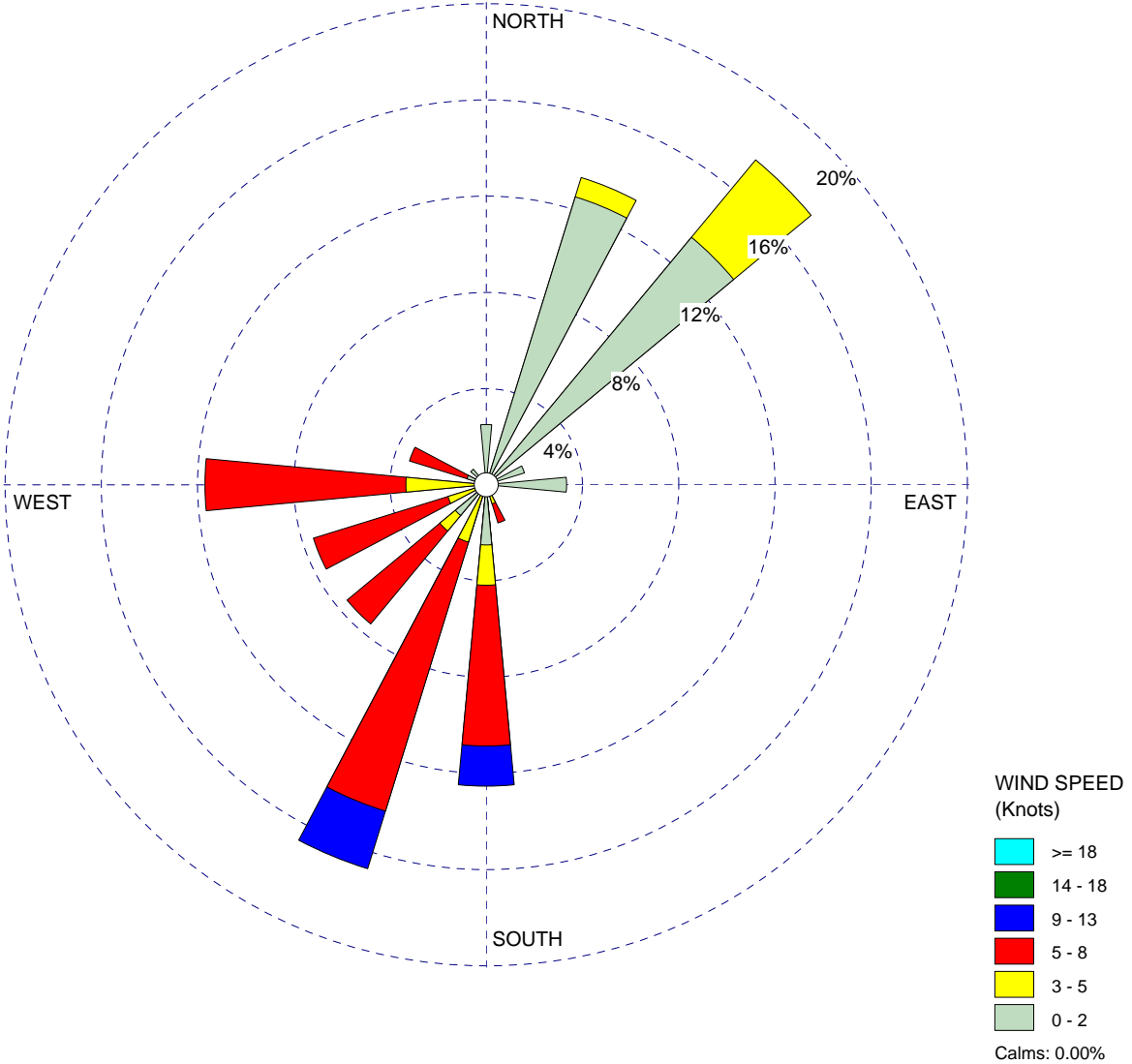
PROJECT NO.:

WIND ROSE PLOT:

**Ascon Landfill Site - IRM Met Station
Huntington Beach, California**

DISPLAY:

**Wind Speed
Direction (blowing from)**



COMMENTS:

Weekly Windrose
21 February 12:00AM through
25 February 11:00PM, 2011
Ascon Landfill Site
Huntington Beach, CA

DATA PERIOD:

**2011
Feb 21 - Feb 25
00:00 - 23:00**

COMPANY NAME:

Geosyntec Consultants

CALM WINDS:

0.00%

TOTAL COUNT:

120 hrs.

AVG. WIND SPEED:

4.25 Knots

DATE:

5/24/2011

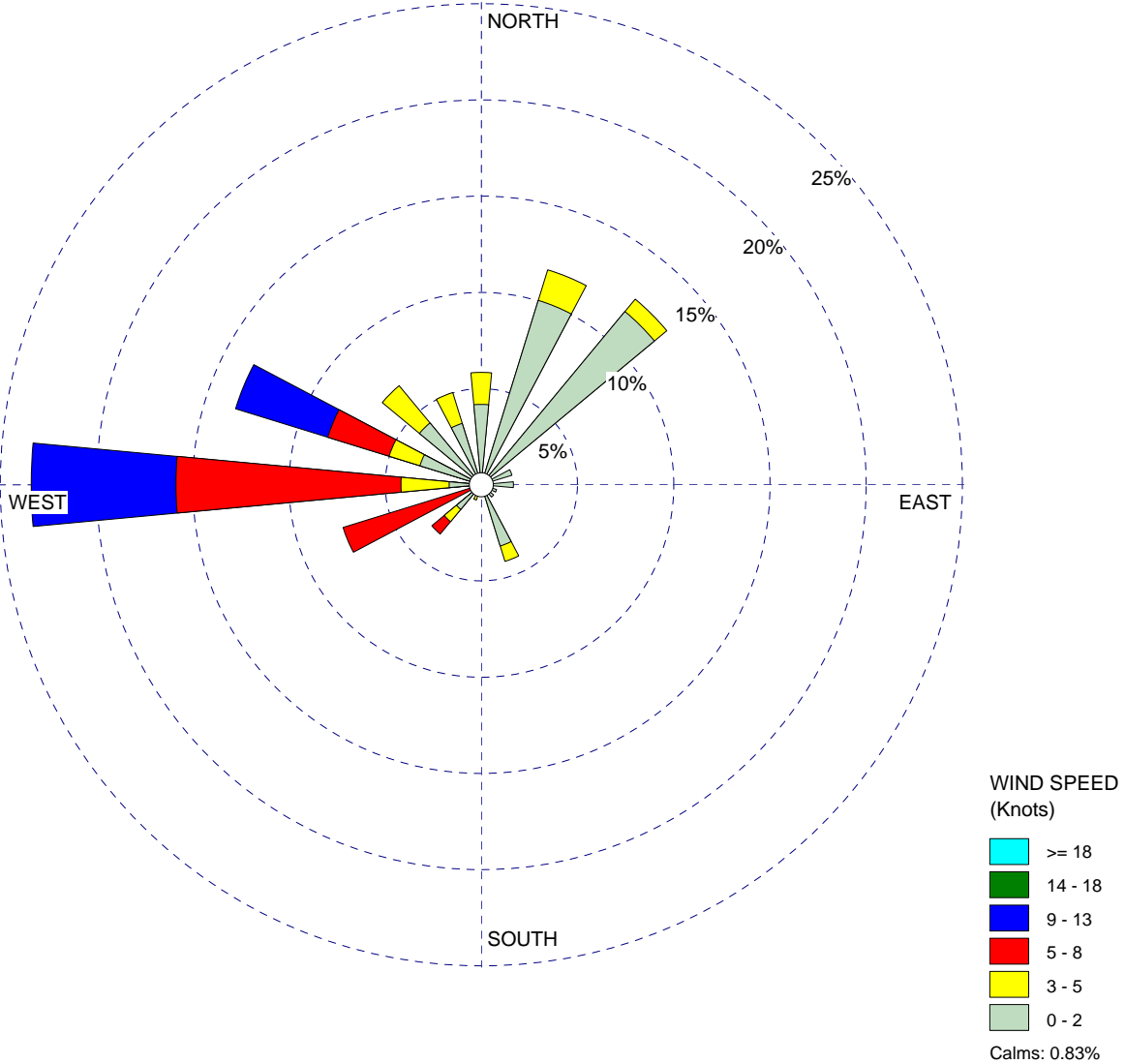
PROJECT NO.:

WIND ROSE PLOT:

**Ascon Landfill Site - IRM Met Station
Huntington Beach, California**

DISPLAY:

**Wind Speed
Direction (blowing from)**



COMMENTS:

Weekly Windrose
28 February 12:00AM through
4 March 11:00PM, 2011
Ascon Landfill Site
Huntington Beach, CA

DATA PERIOD:

**2011
Feb 28 - Mar 4
00:00 - 23:00**

COMPANY NAME:

Geosyntec Consultants

CALM WINDS:

0.83%

TOTAL COUNT:

120 hrs.

AVG. WIND SPEED:

4.09 Knots

DATE:

5/24/2011

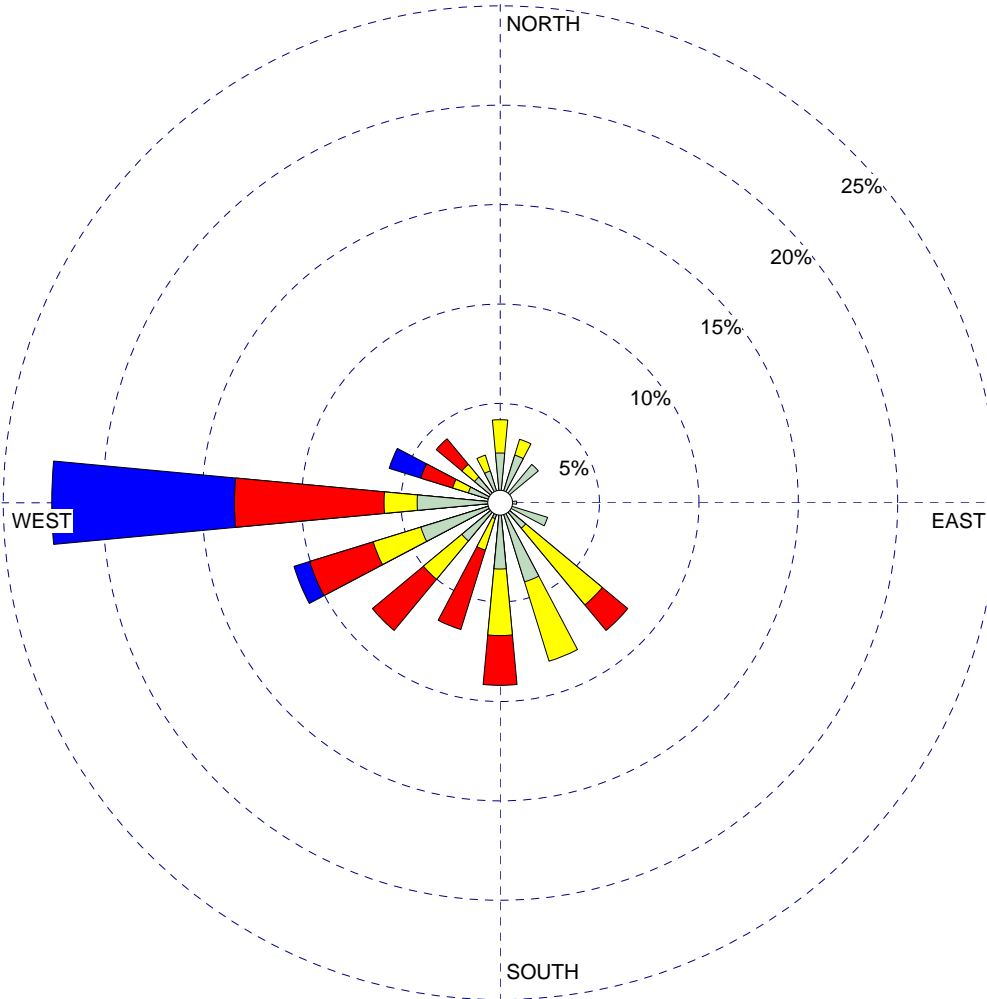
PROJECT NO.:

WIND ROSE PLOT:

**Ascon Landfill Site - IRM Met Station
Huntington Beach, California**

DISPLAY:

**Wind Speed
Direction (blowing from)**



WIND SPEED
(Knots)

- >= 18
- 14 - 18
- 9 - 13
- 5 - 8
- 3 - 5
- 0 - 2

Calms: 0.00%

COMMENTS:

Weekly Windrose
7 March 12:00AM through
11 March 11:00PM, 2011
Ascon Landfill Site
Huntington Beach, CA

DATA PERIOD:

**2011
Mar 7 - Mar 11
00:00 - 23:00**

COMPANY NAME:

Geosyntec Consultants

CALM WINDS:

0.00%

TOTAL COUNT:

120 hrs.

AVG. WIND SPEED:

4.38 Knots

DATE:

5/24/2011

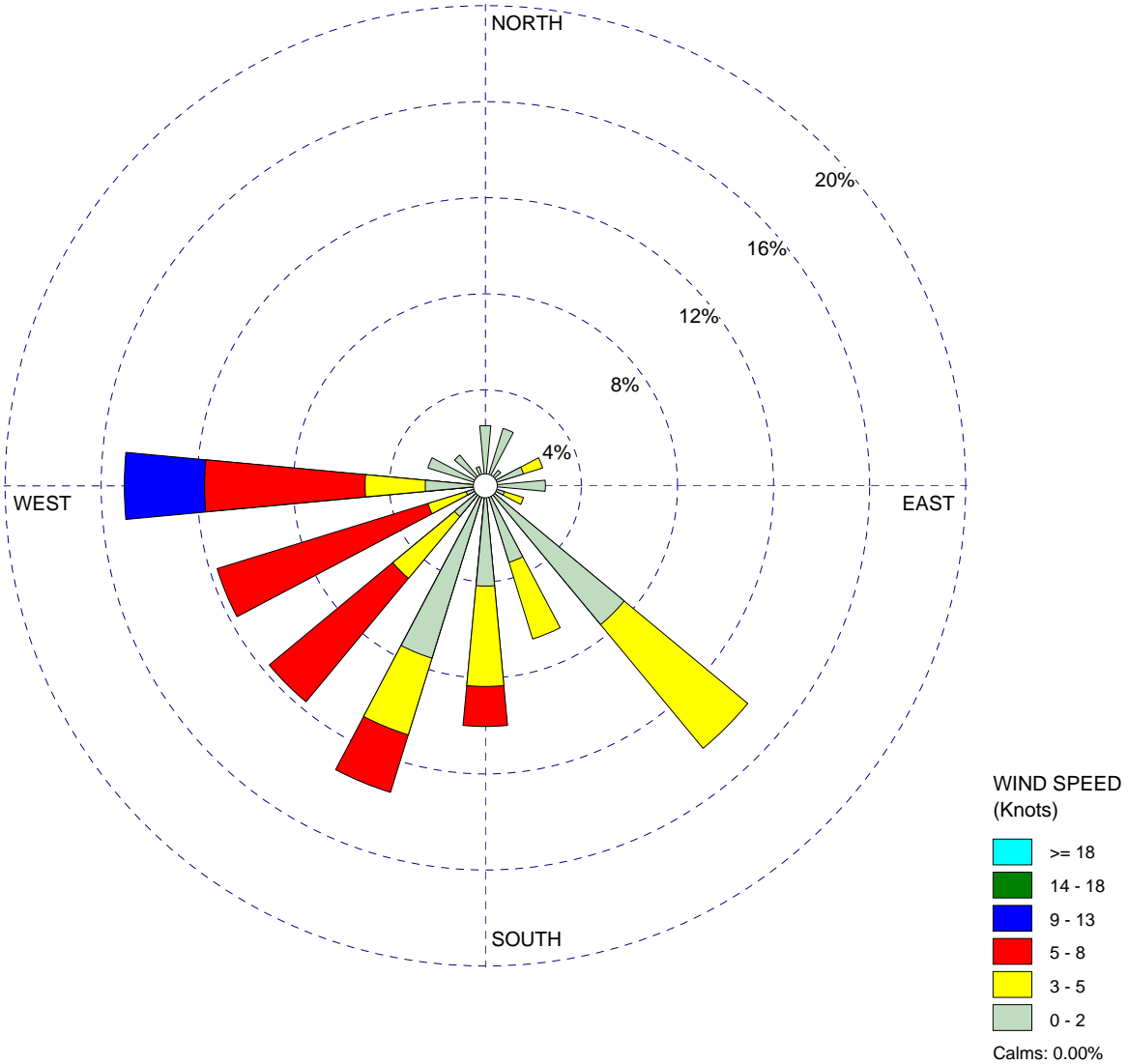
PROJECT NO.:

WIND ROSE PLOT:

**Ascon Landfill Site - IRM Met Station
Huntington Beach, California**

DISPLAY:

**Wind Speed
Direction (blowing from)**



WIND SPEED
(Knots)

- >= 18
- 14 - 18
- 9 - 13
- 5 - 8
- 3 - 5
- 0 - 2

Calms: 0.00%

COMMENTS:

Weekly Windrose
14 March 12:00AM through
18 March 11:00PM, 2011
Ascon Landfill Site
Huntington Beach, CA

DATA PERIOD:

**2011
Mar 14 - Mar 18
00:00 - 23:00**

COMPANY NAME:

Geosyntec Consultants

CALM WINDS:

0.00%

TOTAL COUNT:

120 hrs.

AVG. WIND SPEED:

3.81 Knots

DATE:

5/24/2011

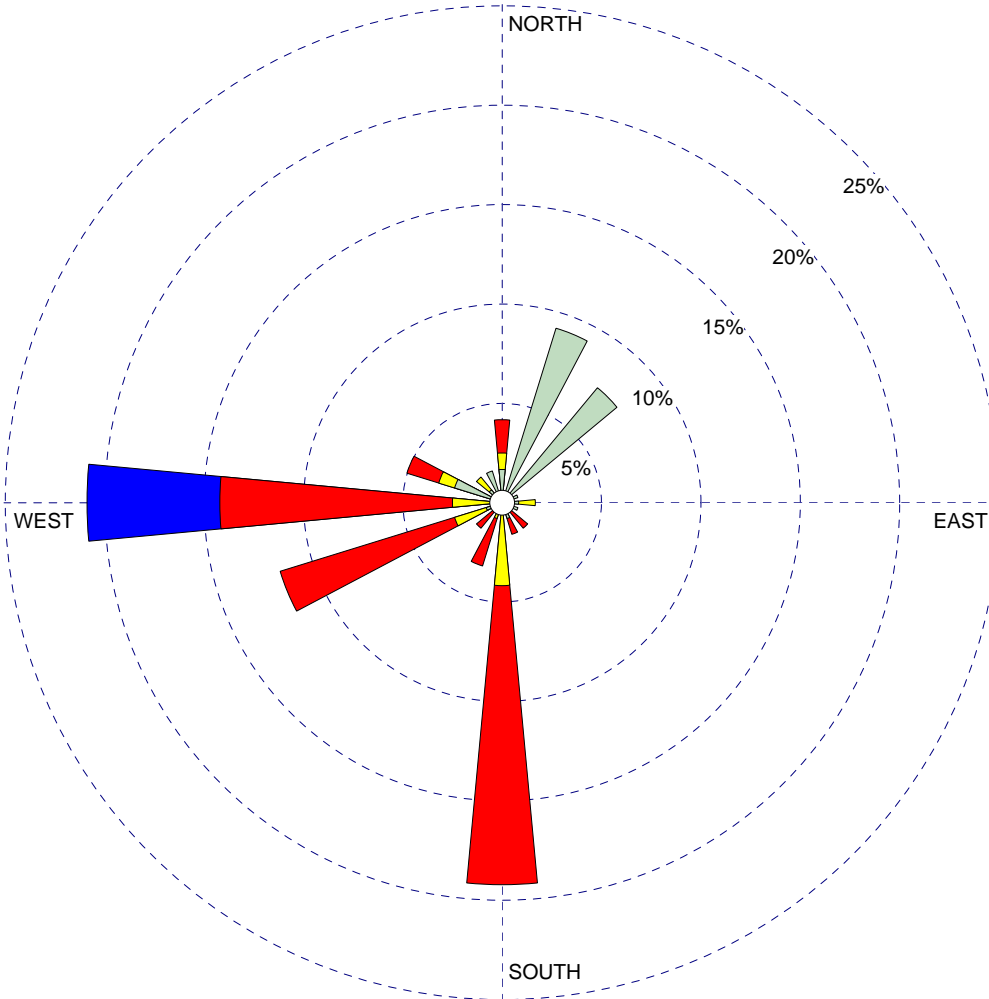
PROJECT NO.:

WIND ROSE PLOT:

**Ascon Landfill Site - IRM Met Station
Huntington Beach, California**

DISPLAY:

**Wind Speed
Direction (blowing from)**



WIND SPEED
(Knots)

- >= 18
- 14 - 18
- 9 - 13
- 5 - 8
- 3 - 5
- 0 - 2

Calms: 7.50%

COMMENTS:

Weekly Windrose
21 March 12:00AM through
25 March 11:00PM, 2011
Ascon Landfill Site
Huntington Beach, CA

DATA PERIOD:

**2011
Mar 21 - Mar 25
00:00 - 23:00**

COMPANY NAME:

Geosyntec Consultants

CALM WINDS:

7.50%

TOTAL COUNT:

120 hrs.

AVG. WIND SPEED:

4.56 Knots

DATE:

5/24/2011

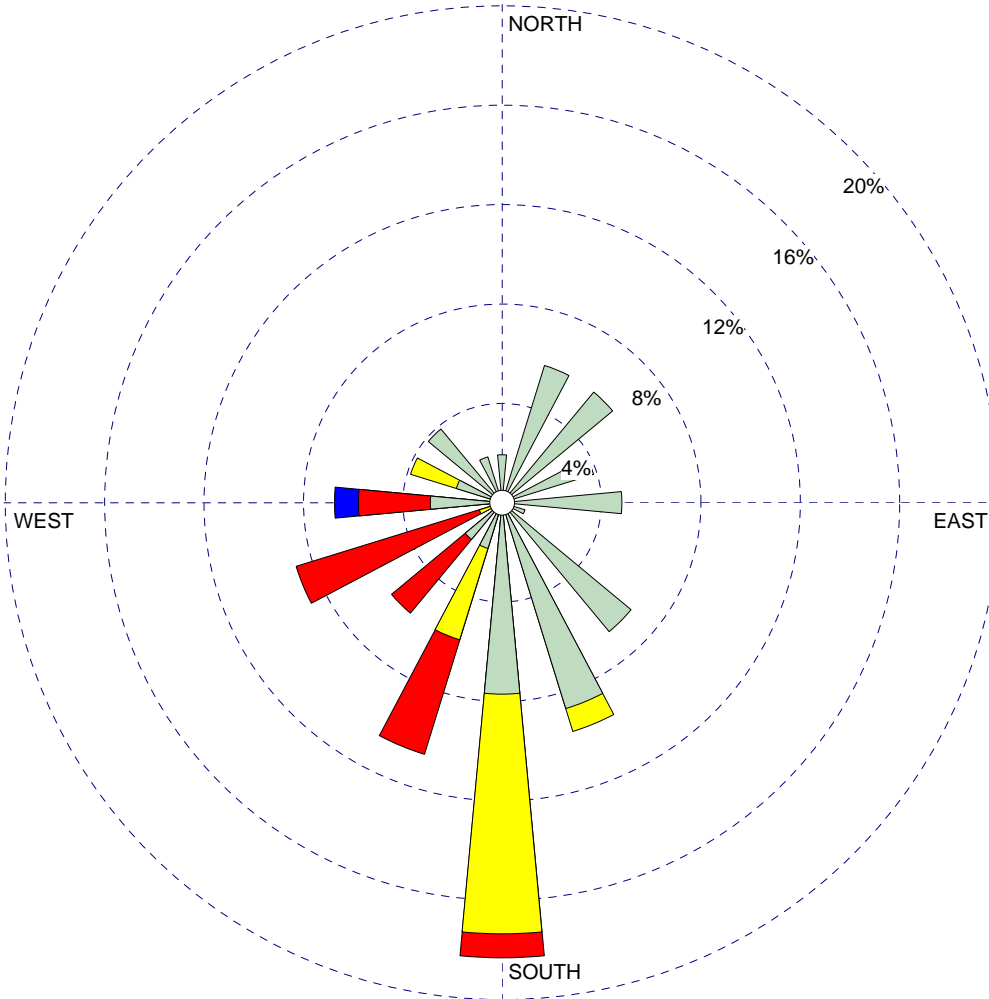
PROJECT NO.:

WIND ROSE PLOT:

**Ascon Landfill Site - IRM Met Station
Huntington Beach, California**

DISPLAY:

**Wind Speed
Direction (blowing from)**



WIND SPEED
(Knots)

- >= 18
- 14 - 18
- 9 - 13
- 5 - 8
- 3 - 5
- 0 - 2

Calms: 0.96%

COMMENTS:

Weekly Windrose
28 March 12:00AM through
1 April 11:00PM, 2011
Ascon Landfill Site
Huntington Beach, CA

DATA PERIOD:

**2011
Mar 28 - Apr 1
00:00 - 23:00**

COMPANY NAME:

Geosyntec Consultants

CALM WINDS:

0.96%

TOTAL COUNT:

104 hrs.

AVG. WIND SPEED:

3.13 Knots

DATE:

5/24/2011

PROJECT NO.: